

COUNTY OF HUDSON
NEW JERSEY
REPORT OF AUDIT
FOR THE YEARS ENDED
DECEMBER 31, 2013 AND 2012



DONOHUE, GIRONDA & DORIA
Certified Public Accountants

310 Broadway, Bayonne, New Jersey 07002
(201) 437-9000 (w) | (201) 437-1432 (f)

COUNTY OF HUDSON
REPORT OF AUDIT
TABLE OF CONTENTS
DECEMBER 31, 2013

	<u>Page</u>	<u>Exhibit</u>	<u>Table</u>	<u>Schedule</u>
<u>Financial Section:</u>				
Independent Auditor's Report	1 - 4			
Financial Statements				
Current Fund				
Comparative Balance Sheet - Regulatory Basis	5 - 6	A		
Comparative Statement of Operations and Changes in Fund Balance - Regulatory Basis	7	A-1		
Statement of Revenues - Regulatory Basis	8 - 13	A-2		
Statement of Revenues - Regulatory Basis - Analysis of Non-Budget Revenues	14	A-2a		
Statement of Appropriations - Regulatory Basis	15 - 28	A-3		
Trust Fund				
Comparative Balance Sheet - Regulatory Basis	29	B		
Capital Fund				
Comparative Balance Sheet - Regulatory Basis	30	C		
Statement of Changes in Fund Balance - Regulatory Basis	31	C-1		
Affordable Housing Utility Funds				
Comparative Balance Sheet - Regulatory Basis	32	D		
Comparative Statement of Operations and Changes in Fund Balance - Regulatory Basis	33	D-1		
Statement of Revenues - Regulatory Basis	34	D-2		
Statement of Appropriations - Regulatory Basis	35	D-3		
General Fixed Assets				
Comparative Balance Sheet - Regulatory Basis	36	E		
Payroll Agency Fund				
Comparative Balance Sheet - Regulatory Basis	37	F		
Notes to Financial Statements.....	38 - 105			
<u>Supplementary Data Section:</u>				
Current Fund				
Schedule of:				
Cash and Cash Equivalents	106	A-4		
Change Funds	107	A-5		
Petty Cash	107	A-6		
County Tax Levy	108	A-7		
Added and Omitted Taxes	109	A-8		
Revenue Accounts Receivable	110 - 111	A-9		
Security Deposits	112	A-10		
Reserve for Payment of Bond Anticipation Notes	112	A-11		
Interfunds Receivable / (Payable)	113	A-12		

COUNTY OF HUDSON
REPORT OF AUDIT
TABLE OF CONTENTS
DECEMBER 31, 2013

	<u>Page</u>	<u>Exhibit</u>	<u>Table</u>	<u>Schedule</u>
<u>Supplementary Data Section (continued):</u>				
Current Fund (continued)				
Schedule of:				
2012 Appropriation Reserves	114 - 123	A-13		
Contracts and Commitments Payable	124	A-14		
Reserve for County College (EFA) Interest	125	A-15		
Due to State of New Jersey Realty Transfer Fee	125	A-16		
Reserve for Forfeited Bail	126	A-17		
Reserve for Tax Rebate on Capital Investments	126	A-18		
Miscellaneous Payables	127	A-19		
Reserve for Unclaimed Property	127	A-20		
Reserve for Hudson County Schools of Technology - Summer Youth Program	128	A-21		
Prepaid Revenue	129	A-22		
Encumbrances Payable	130	A-23		
Other Reserves	131	A-24		
Federal and State Grant Fund				
Schedule of:				
Federal and State Grants Receivable	132 - 139	A-25		
Due from Current Fund	140	A-26		
Reserve for Federal and State Grants - Appropriated	141 - 151	A-27		
Reserve for Federal and State Grants - Unappropriated	152	A-28		
Trust Fund				
Schedule of:				
Cash and Cash Equivalents	153	B-1		
Revenue Accounts Receivable	154	B-2		
Due to Current Fund	154	B-3		
Reserve for Dedicated Revenues	155 - 156	B-4		
Reserve for Motor Vehicle Fines	157	B-5		
Reserve for Self Insurance Fund	158	B-6		
Reserve for State Unemployment Insurance Fund	159	B-7		
Reserve for Confiscated Cash Seized on Arrest	159	B-8		
Other Cash Reserves	160	B-9		
Reserve for County Open Space	160	B-10		
Reserve for Community Development Programs	161	B-11		

COUNTY OF HUDSON
REPORT OF AUDIT
TABLE OF CONTENTS
DECEMBER 31, 2013

	<u>Page</u>	<u>Exhibit</u>	<u>Table</u>	<u>Schedule</u>
<u>Supplementary Data Section (continued):</u>				
Trust Fund (continued)				
Schedule of:				
Community Development Programs Accounts Receivable	162	B-12		
Reserve for CDBG Loan Guarantee	163	B-13		
Reserve for Encumbrances	164	B-14		
General Capital Fund				
Schedule of Cash and Cash Equivalents	165	C-2		
Analysis of Cash and Cash Equivalents	166 - 168	C-3		
Analysis of Cash and Cash Equivalents				
Analysis of Ending Balance	169 - 171	C-3a		
Schedule of:				
Road Aid Allotment Receivable	172	C-4		
Due from Port Authority	173	C-5		
Deferred Charges to Future Taxation - Funded	173	C-6		
Deferred Charges to Future Taxation - Unfunded	174	C-7		
Analysis of Ending Balance	175 - 176	C-7a		
Due from State of New Jersey - Green Acres Program II	177	C-8		
Capital Improvement Fund	177	C-9		
Improvement Authorizations	178 - 179	C-10		
Contracts Payable	180	C-11		
Retained Percentage Due Contractors	180	C-12		
Due to Current Fund	181	C-13		
Due from US Government Earmark	181	C-14		
Reserve for State Road Aid Allotments	182	C-15		
Reserve for Payment of Bonds	182	C-16		
Green Acres Loans Payable	183 - 189	C-17		
General Serial and Term Bonds Payable	190 - 197	C-18		
Bond Anticipation Notes Payable	198 - 199	C-19		
Reserve for Public Buildings, Grounds & Parks Arts Inclusion	200	C-20		
Reserve for Youth Consultation Services	200	C-21		
Mortgage Payable	201	C-22		
Bonds and Notes Authorized but not Issued	202	C-23		

COUNTY OF HUDSON
REPORT OF AUDIT
TABLE OF CONTENTS
DECEMBER 31, 2013

	<u>Page</u>	<u>Exhibit</u>	<u>Table</u>	<u>Schedule</u>
<u>Supplementary Data Section (continued):</u>				
Affordable Housing Utility Fund				
Schedule of Cash and Cash Equivalents	203	D-4		
Analysis of Affordable Housing Utility Capital Cash and Cash Equivalents ..	204	D-5		
Schedule of:				
Improvement Authorizations	205	D-6		
General Fixed Assets				
Schedule of:				
Changes in General Fixed Assets by Class	206	E-1		
Investment in General Fixed Assets	206	E-2		
Payroll Agency Fund				
Schedule of:				
Cash and Cash Equivalents	207	F-1		
Payroll Withholdings and Other Payables	207	F-2		
<u>Statistical Section: Unaudited</u>				
Five-Year History of Tax Levies and Collections	208	1	
Five-year History of Net Valuations as Equalized	208	2	
Five-Year History of County Taxes as Apportioned	208	3	
Five-Year History of Governmental Realized Revenue	209	4	
Five-Year History of Governmental Expenditures	210	5	
Five-Year History of County Purpose Tax Levy	211	6	
Five-Year Summary of County Debt	212	7	
Five-Year History of Ratio of General Obligation Bonded Debt Service to Expenditures and Revenue	213	8	
Five-Year History of Ratio of Annual Affordable Housing Utility Fund Debt Service to Operating Expenditures and Realized Revenue.....	214	9	
Roster of Officials	215			

COUNTY OF HUDSON
REPORT OF AUDIT
TABLE OF CONTENTS
DECEMBER 31, 2013

	<u>Page</u>	<u>Exhibit</u>	<u>Table</u>	<u>Schedule</u>
<u>Additional Information Relating to Internal Control and Compliance:</u>				
Report on Internal Control over Financial Reporting and on Compliance and Other Matters based on an Audit of Financial Statements Performed in Accordance with Government Auditing Standards	216 - 218			
Report on Compliance with Requirements That Could Have a Direct and Material Effect on Each Major Program and on Internal Control Over Compliance in Accordance with OMB Circular A-133 and NJ OMB Circular 04-04	219 - 222			
Schedule of Expenditures of Federal Awards	223 - 230			1
Schedule of Expenditures of State Financial Assistance	231 - 237			2
Notes to Schedules of Expenditures of Federal Awards and State Financial Assistance	238 - 240			
Schedule of Findings and Questioned Costs				
Section I - Summary of Auditor's Results	241 - 242			
Section II - Schedule of Financial Statement Findings	243			
Section III - Schedule of Federal Awards and State Financial Assistance - Findings and Questioned Costs	244 - 247			
Status of Prior Year Findings	248			
General Comments	249 - 258			
Comments and Recommendations	259 - 260			

REPORT OF AUDIT

FINANCIAL SECTION

County of Hudson
2013

REPORT OF AUDIT

FINANCIAL SECTION

Independent Auditor's Report

County of Hudson
2013

DONOHUE, GIRONDA & DORIA

Certified Public Accountants

Matthew A. Donohue, CPA
Robert A. Gironda, CPA
Robert G. Doria, CPA (N.J. & N.Y.)
Frederick J. Tomkins, CPA, RMA

310 Broadway
Bayonne, NJ 07002
(201) 437-9000
Fax: (201) 437-1432
E-Mail: dgd@dgdcpas.com

Linda P. Kish, CPA, RMA
Tammy L. Zucca, CPA
Mark W. Bednarz, CPA, RMA

INDEPENDENT AUDITOR'S REPORT

The Honorable Chairman and Members
of the Board of Chosen Freeholders
County of Hudson, New Jersey

Report on the Financial Statements

We have audited the accompanying financial statements – regulatory basis of the County of Hudson, New Jersey (the “County”), which comprise the comparative balance sheet – regulatory basis, of each fund and General Fixed Assets as of December 31, 2013 and 2012, and the related comparative statement of operations and changes in fund balance – regulatory basis, statement of revenues – regulatory basis and statement of appropriations – regulatory basis, of the Current Fund and Affordable Housing Utility Fund, and the related statement of changes in Fund Balance – regulatory basis, of the General Capital Fund, for the years then ended, and the related notes to the financial statements.

Management's Responsibility for the Financial Statements

Management is responsible for the preparation and fair presentation of these financial statements in accordance with the financial reporting provisions of the Division of Local Government Services, Department of Community Affairs, State of New Jersey (the “Division”). Management is also responsible for the design, implementation, and maintenance of internal control relevant to the preparation and fair presentation of financial statements that are free from material misstatement, whether due to fraud or error.

Auditor's Responsibility

Our responsibility is to express opinions on these financial statements based on our audit. We conducted our audit in accordance with auditing standards generally accepted in the United States of America, audit requirements prescribed by the Division and the standards applicable to the financial audits contained in *Government Auditing Standards* issued by the Comptroller General of the United States. Those standards require that we plan and perform the audit to obtain reasonable assurance about whether the financial statements are free of material misstatement.

An audit involves performing procedures to obtain audit evidence about the amounts and disclosures in the financial statements. The procedures selected depend on the auditor's judgment, including the assessment of the risks of material misstatement of the financial statements, whether due to fraud or error. In making those risk assessments, the auditor considers internal control relevant to the County's preparation and fair presentation of the financial statements in order to design audit procedures that are appropriate in the circumstances, but not for the purpose of expressing an opinion on the effectiveness of the County's internal control. Accordingly, we express no such opinion. An audit also includes evaluating the appropriateness of accounting policies used and the reasonableness of significant accounting estimates made by management, as well as evaluating the overall presentation of the financial statements.

We believe that the audit evidence we have obtained is sufficient and appropriate to provide a basis for our audit opinions.

Basis for Adverse Opinion on U.S. Generally Accepted Accounting Principles

As described in Note A, the financial statements are prepared by the County on the basis of the financial reporting provisions of the Division, which is a basis of accounting other than accounting principles generally accepted in the United States of America, to meet the requirements of the Division.

The effects on the financial statements of the variances between the regulatory basis of accounting described in Note A and accounting principles generally accepted in the United States of America, although not reasonably determinable, are presumed to be material.

Adverse Opinion on U.S. Generally Accepted Accounting Principles

In our opinion, because of the significance of the matter discussed in the "Basis for Adverse Opinion on U.S. Generally Accepted Accounting Principles" paragraph, the financial statements referred to above do not present fairly, in accordance with accounting principles generally accepted in the United States of America, the financial position of the County as of December 31, 2013 and 2012, and the changes in its financial position for the years then ended.

Unmodified Opinion on Regulatory Basis Accounting

In our opinion, the financial statements referred to in the first paragraph present fairly, in all material respects, the comparative financial position – regulatory basis, of each fund and General Fixed Assets of the County as of December 31, 2013 and 2012, the Current and Affordable Housing Utility Fund's respective operations and changes in fund balance – regulatory basis, revenues – regulatory basis and appropriations – regulatory basis, the General Capital Fund's changes in fund balance – regulatory basis, for the years then ended, in accordance with the financial reporting provisions of the Division as described in Note A.

Other Matters

Management's Discussion and Analysis

Management has omitted the management's discussion and analysis that accounting principles generally accepted in the United States of America require to be presented to supplement the basic financial statements. Such missing information, although not a part of the basic financial statements, is required by the Governmental Accounting Standards Board who considers it to be an essential part of financial reporting for placing the basic financial statements in an appropriate operational, economic, or historical context. Our opinion on the basic financial statements is not affected by the missing information.

Other Information


Our audit was conducted for the purpose of forming opinions on the financial statements that collectively comprise the County's basic financial statements. The statistical section is presented for purposes of additional analysis and is not a required part of the basic financial statements. The accompanying supplementary data section, general comments and comments and recommendations are presented for purposes of additional analysis as required by the Division. The schedule of expenditures of federal awards and the schedule of expenditures of state financial assistance are presented for purposes of additional analysis as required by the U.S. Office of Management and Budget Circular A-133, *Audits of States, Local Governments, and Non-Profit Organizations* and N.J. Office of Management and Budget Circular 04-04, *Single Audit Policy for Recipients of Federal Grants, State Grants and State Aid*, respectively. The supplementary data section, general comments, comments and recommendations, schedule of expenditures of federal awards and schedule of expenditures of state financial assistance are also presented for purposes of additional analysis and are not required parts of the basic financial statements.

The supplementary data section, general comments, comments and recommendations, schedule of expenditures of federal awards and the schedule of expenditures of state financial assistance are the responsibility of management and were derived from and relate directly to the underlying accounting and other records used to prepare the basic financial statements. Such information has been subjected to the auditing procedures applied in the audit of the basic financial statements and certain additional procedures, including comparing and reconciling such information directly to the underlying accounting and other records used to prepare the basic financial statements or to the basic financial statements themselves, and other additional procedures in accordance with auditing standards generally accepted in the United States of America. In our opinion, the supplementary data section, general comments, comments and recommendations schedule of expenditures of federal awards and the schedule of expenditures of state financial assistance are fairly stated, in all material respects, in relation to the basic financial statements as a whole.

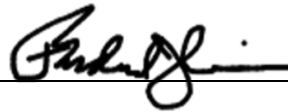
The statistical section has not been subjected to the auditing procedures as applied in the audit of the basic financial statements and, accordingly, we do not express an opinion or provide any assurance on it.

Other Reporting Required by *Government Auditing Standards*

In accordance with *Government Auditing Standards*, we have also issued our report dated September 26, 2014, on our consideration of the County’s internal control over financial reporting and our tests of its compliance with certain provisions of laws, regulations, contracts and grant agreements and other matters. The purpose of that report is to describe the scope of our testing of internal control over financial reporting and compliance and the results of that testing, and not to provide an opinion on the internal control over financial reporting or on compliance. That report is an integral part of an audit performed in accordance with *Government Auditing Standards* in considering the County’s internal control over financial reporting and compliance.



DONOHUE, GIRONDA & DORIA
Certified Public Accountants



FREDERICK J. TOMKINS
Registered Municipal Accountant No. 327

Bayonne, New Jersey
September 26, 2014

REPORT OF AUDIT

FINANCIAL SECTION

Current Fund Financial Statements
[with Federal and State Grants Fund]

County of Hudson
2013

**COUNTY OF HUDSON
CURRENT FUND
AS OF DECEMBER 31, 2013 AND 2012**

COMPARATIVE BALANCE SHEET - REGULATORY BASIS

	<u>Ref.</u>	<u>2013</u>	<u>2012</u>
<u>Assets</u>			
Current Fund:			
Cash and Cash Equivalents	A-4	\$ 82,640,185.31	\$ 86,158,587.48
Cash - Change Funds	A-5	200.00	175.00
Petty Cash	A-6	-	25.00
		<u>82,640,385.31</u>	<u>86,158,787.48</u>
Intergovernmental Receivables:			
U.S. Senate Special Elections	A-9	<u>2,176,125.30</u>	<u>-</u>
Receivables and Other Assets with Full Reserves:			
Added and Omitted Taxes	A-8	2,321,594.15	2,915,918.94
Security Deposits	A-10	<u>2,500.00</u>	<u>2,500.00</u>
		<u>2,324,094.15</u>	<u>2,918,418.94</u>
Total Current Fund		<u>87,140,604.76</u>	<u>89,077,206.42</u>
Federal and State Grant Fund:			
Cash and Cash Equivalents:			
Checking Accounts	A-4	5,249,231.51	6,244,524.16
Federal and State Grants Receivable	A-25	44,509,803.10	41,008,174.45
Interfunds Receivable	A-26	<u>3,552.00</u>	<u>-</u>
Total Federal and State Grant Fund		<u>49,762,586.61</u>	<u>47,252,698.61</u>
Total Assets		<u>\$ 136,903,191.37</u>	<u>\$ 136,329,905.03</u>

See accompanying notes to financial statements

**COUNTY OF HUDSON
CURRENT FUND
AS OF DECEMBER 31, 2013 AND 2012**

COMPARATIVE BALANCE SHEET - REGULATORY BASIS

	<u>Ref.</u>	<u>2013</u>	<u>2012</u>
<u>Liabilities, Reserves and Fund Balance</u>			
Current Fund:			
Liabilities			
Appropriation Reserves	A-3; A-13	\$ 8,792,262.67	\$ 40,333,485.61
Encumbrances Payable	A-23	27,030,657.82	3,180,865.47
Prepaid Revenues	A-22	1,736,349.66	2,840.80
Contracts and Commitments Payable	A-14	22,370,397.79	16,184,577.23
Miscellaneous Payables	A-19	4,793.38	4,793.38
Interfunds Payable			
Capital Fund	A-12	443,306.00	-
Federal and State Grant Fund	A-12	3,552.00	-
Reserve for:			
Payment of Bond Anticipation Notes	A-11	-	443,306.00
Tax Rebate on Capital Investments	A-18	2,450,000.00	2,450,000.00
Unclaimed Property	A-20	312,379.70	315,879.70
HCST Summer Youth Program	A-21	65,500.00	110,000.00
County College (EFA) Interest	A-15	33,652.40	33,652.40
		<u>63,242,851.42</u>	<u>63,059,400.59</u>
Reserve for Receivable and Other Assets	contra	2,324,094.15	2,918,418.94
Fund Balance	A-1	<u>21,573,659.19</u>	<u>23,099,386.89</u>
Total Current Fund		<u>87,140,604.76</u>	<u>89,077,206.42</u>
Federal and State Grant Fund:			
Reserve for Federal and State Grants			
Appropriated	A-27	49,759,034.61	47,252,698.61
Unappropriated	A-28	3,552.00	-
Total Federal and State Grant Fund		<u>49,762,586.61</u>	<u>47,252,698.61</u>
Total Liabilities, Reserves and Fund Balance		<u>\$ 136,903,191.37</u>	<u>\$ 136,329,905.03</u>

See accompanying notes to financial statements

**COUNTY OF HUDSON
CURRENT FUND
FOR THE YEARS ENDED DECEMBER 31, 2013 AND 2012**

**COMPARATIVE STATEMENT OF OPERATIONS AND CHANGES IN FUND BALANCE -
REGULATORY BASIS**

	Ref.	<u>2013</u>	<u>2012</u>
<u>Revenue and Other Income Realized</u>			
Fund Balance Utilized	A-2	\$ 22,500,000.00	\$ 23,500,000.00
Miscellaneous Revenue Realized	A-2	199,186,071.10	188,422,220.86
Receipts from Current Taxes	A-2	300,320,800.00	291,096,475.00
Non-Budget Revenue	A-2a	7,612,478.66	5,150,754.37
Other Credits to Income:			
Unexpended Balance of Appropriation Reserves	A-13	4,999,684.64	7,141,456.35
Reserves for Federal and State Grants Canceled		-	13,926.80
Other Adjustments to Contracts Payable	A-14	343.47	
Contracts and Commitments Canceled	A-14	4,278,094.79	-
Forfeited Bail	A-17	151,465.00	84,699.77
		<u>539,048,937.66</u>	<u>515,409,533.15</u>
<u>Expenditures</u>			
Budget Appropriations:			
Operations			
Salaries and Wages		166,795,476.00	164,854,089.00
Other Expenses		258,529,278.19	242,175,636.50
Capital Improvements		29,281,953.86	29,380,063.72
Debt Service		23,291,457.41	22,422,330.45
Deferred Charges		500,000.00	616,708.20
Statutory Expenditures		38,665,396.90	37,483,574.85
Judgments		100.00	-
	A-3	<u>517,063,662.36</u>	<u>496,932,402.72</u>
Refund of Prior Year Revenue	A-24	15,186.00	14,795.50
Contracts Payable Adjustment	A-14	995,817.00	634.44
		<u>518,074,665.36</u>	<u>496,947,832.66</u>
Statutory Excess to Fund Balance		20,974,272.30	18,461,700.49
Fund Balance, January 1	A	<u>23,099,386.89</u>	<u>28,137,686.40</u>
		44,073,659.19	46,599,386.89
Decreased by:			
Utilization as Anticipated Revenue	A-2	<u>22,500,000.00</u>	<u>23,500,000.00</u>
Fund Balance, December 31	A	<u>\$ 21,573,659.19</u>	<u>\$ 23,099,386.89</u>

See accompanying notes to financial statements

COUNTY OF HUDSON
CURRENT FUND
FOR THE YEAR ENDED DECEMBER 31, 2013

STATEMENT OF REVENUES - REGULATORY BASIS

	Ref.	Adopted Budget	Added by NJSA 40A:4-87	Realized	Excess (Deficit)
<u>SURPLUS</u>	A-1	\$ 22,500,000.00	\$ -	\$ 22,500,000.00	\$ -
<u>MISCELLANEOUS REVENUES</u>					
<u>LOCAL REVENUES</u>					
County Clerk		100,000.00	-	130,425.59	30,425.59
Register of Deeds		6,250,000.00	-	7,133,070.12	883,070.12
Surrogate		220,000.00	-	204,334.39	(15,665.61)
Sheriff		885,000.00	-	1,455,131.14	570,131.14
Interest on Investments and Deposits		500,000.00	-	580,460.70	80,460.70
Mental Hospital		18,412,463.00	-	21,418,656.54	3,006,193.54
Intoxicated Driver Resource Center Fees		180,965.34	-	194,841.00	13,875.66
NJ School Building Aid		95,000.00	-	92,897.00	(2,103.00)
Parks & Recreation		67,000.65	-	303,628.55	236,627.90
Title IV-D, Social Security Act - Child Support Program		640,000.00	-	817,961.58	177,961.58
Federal & State Contracts - Indirect Cost Allocation		3,000,000.00	-	2,882,597.00	(117,403.00)
Maintenance of State Prisoners in County Institutions		126,807.00	-	59,154.70	(67,652.30)
Maintenance of Other County Inmates in County Institutions		1,185,000.00	-	1,289,210.00	104,210.00
Maintenance of Other County Juveniles		-	-	38,700.00	38,700.00
Maintenance of Federal and ICE Inmates in County Institutions		17,212,500.00	-	18,704,717.50	1,492,217.50
Reserve to Pay Bonds		92,202.00	-	92,202.00	-
Youth House Lunch Reimbursement		80,000.00	-	50,163.32	(29,836.68)
Telephone Commissions		810,000.00	-	857,420.09	47,420.09
		<u>49,856,937.99</u>	<u>-</u>	<u>56,305,571.22</u>	<u>6,448,633.23</u>

See accompanying notes to financial statements

COUNTY OF HUDSON
CURRENT FUND
FOR THE YEAR ENDED DECEMBER 31, 2013

STATEMENT OF REVENUES - REGULATORY BASIS

	Adopted Budget	Added by NJSA 40A:4-87	Realized	Excess (Deficit)
STATE AID WITHOUT OFFSETTING APPROPRIATIONS				
State Aid - County College Bonds - (NJSA 18A:64A-22.6)	\$ 3,417,580.50	\$ -	\$ 3,417,580.50	\$ -
STATE ASSUMPTION OF COSTS OF COUNTY SOCIAL AND WELFARE SERVICES AND PSYCHIATRIC FACILITIES				
Social And Welfare Services (C.66. P.L. 1990):				
Division of Youth and Family Services	5,868,694.00	-	5,868,694.00	-
Supplemental Social Security Income	1,719,939.00	-	1,665,766.00	(54,173.00)
Psychiatric Facilities (C.73,P.L. 1990):				
Maintenance of Patients in State Institutions for Mental Diseases	8,381,034.00	-	8,381,034.00	-
for Mentally Retarded	30,987,838.00	-	30,987,838.00	-
Board of County Patients in State and Other Institutions	\$ 13,990.00	\$ -	\$ 42,108.56	\$ 28,118.56
Division of Developmental Disabilities, Assessment Program	62,163.00	-	147,692.89	85,529.89
	47,033,658.00	-	47,093,133.45	59,475.45
PUBLIC AND PRIVATE REVENUES OFFSET WITH APPROPRIATIONS				
Federal and State Grants				
Area Plan Grant	4,504,050.00	1,961,176.00	6,465,226.00	-
NJ Destination Marketing Organizations	-	82,350.00	82,350.00	-
Workfirst New Jersey - DFD	-	476,399.00	476,399.00	-
Prosecutor Insurance Fraud Reimb. Program	250,000.00	-	250,000.00	-
Council on the Arts, Local Arts Program	101,279.00	-	101,279.00	-

See accompanying notes to financial statements

COUNTY OF HUDSON
CURRENT FUND
FOR THE YEAR ENDED DECEMBER 31, 2013

STATEMENT OF REVENUES - REGULATORY BASIS

	Adopted Budget		Added by		Realized	Excess (Deficit)
			NJSA 40A:4-87			
PUBLIC AND PRIVATE REVENUES OFFSET WITH APPROPRIATIONS (continued)						
Federal and State Grants (continued)						
Human Services Advisory Council	\$	126,907.00	\$	-	\$	126,907.00
County Comprehensive Alcoholism and Drug Abuse		990,834.00		-		990,834.00
Alliance to Prevent Alcoholism and Drug Abuse		662,211.00		-		662,211.00
Homeless and Family Shelter Strategy Contract		1,522,578.00		99,097.00		1,621,675.00
NJ Transit Corp. - Sr. Citizen and Disabled Resident - Transportation Assistance Act		1,426,403.00		-		1,426,403.00
Work First New Jersey DOL Supplemental		300,000.00		-		300,000.00
Megan's Law Grant		15,968.00		-		15,968.00
TB Health Services Grant		240,541.00		302,780.00		543,321.00
Crime Victims Assistance		385,326.00		-		385,326.00
HIV Emergency Relief Formula Grant		1,627,027.00		1,360,002.00		2,987,029.00
Federal Bulletproof Vest		35,328.61		-		35,328.61
Work First New Jersey DOL		-		6,105,846.00		6,105,846.00
Community Programs for Clients of Family Court		-		312,767.00		312,767.00
Workforce Investment Act		-		3,019,002.00		3,019,002.00
Juvenile Justice Commission - State/Comm. Partnership		-		867,803.00		867,803.00
Multi-Jurisdictional Gang, Gun and Narcotics Task Force		-		159,819.00		159,819.00
Juvenile Accountability Incentives Block Grant		-		40,380.00		40,380.00
HC SART/SANE Program		67,157.00		-		67,157.00
Supportive Assistance for Individuals and Families Prog.		-		756,583.00		756,583.00
Clean Communities Grant		-		14,441.17		14,441.17

See accompanying notes to financial statements

COUNTY OF HUDSON
CURRENT FUND
FOR THE YEAR ENDED DECEMBER 31, 2013

STATEMENT OF REVENUES - REGULATORY BASIS

	Adopted Budget	Added by NJSA 40A:4-87	Realized	Excess (Deficit)
PUBLIC AND PRIVATE REVENUES OFFSET WITH APPROPRIATIONS (continued)				
Federal and State Grants (continued)				
Minority AIDS Initiative Program	\$ 198,738.00	\$ 233,258.00	\$ 431,996.00	\$ -
Body Armor Replacement Program	-	99,268.65	99,268.65	-
HC Schools of Technology - Summer Youth Programs	110,000.00	-	110,000.00	-
Urban Areas Security Initiative	298,000.00	301,500.00	599,500.00	-
Juvenile Detention Alternatives Initiative	120,000.00	-	120,000.00	-
Subregional Transportation Planning Grant	74,240.00	74,240.00	148,480.00	-
HC Safe Communities Grant	60,000.00	-	60,000.00	-
Hurricane Sandy Disaster NEG	1,296,548.00	-	1,296,548.00	-
Emergency Management Assistance Grant	100,000.00	-	100,000.00	-
Sandy Homeowner / Renter Assistance Program	-	4,719,400.00	4,719,400.00	-
SSBG - Sandy Relief - Office on Aging	-	718,078.00	718,078.00	-
State Homeland Security Grant	-	572,449.74	572,449.74	-
Victim and Witness Advocacy Fund	-	66,893.00	66,893.00	-
Hazard Mitigation Grant Program	-	187,500.00	187,500.00	-
Access and Functional Needs Program	-	23,000.00	23,000.00	-
Second Chance Prisoner Re-Entry	-	437,500.00	437,500.00	-
Edward Byrne Memorial Justice Assistance Grant	-	271,842.00	271,842.00	-
HIV Emergency Relief Supplemental Grant	-	1,325,514.00	1,325,514.00	-
State Health Insurance Assistance Program (SHIP)	-	25,000.00	25,000.00	-
Together North Jersey Local Government	-	2,312.02	2,312.02	-
	14,513,135.61	24,616,200.58	39,129,336.19	-

COUNTY OF HUDSON
CURRENT FUND
FOR THE YEAR ENDED DECEMBER 31, 2013

STATEMENT OF REVENUES - REGULATORY BASIS

	Adopted Budget	Added by NJSA 40A:4-87	Realized	Excess (Deficit)
OTHER SPECIAL ITEMS				
Open Space Tax Debt Service	\$ 1,124,123.76	\$ -	\$ 1,124,123.76	\$ -
Division of Social Services (Welfare)	38,721,334.96	-	31,618,419.28	(7,102,915.68)
Added and Omitted Taxes	2,915,918.94	-	2,915,918.94	-
County Clerk, P.L. 2001 C. 370	39,000.00	-	50,721.06	11,721.06
Register of Deeds and Mortgages, P.L. 2001 C. 370	1,560,000.00	-	1,783,267.53	223,267.53
Surrogate, P.L. 2001 C. 370	195,000.00	-	181,202.20	(13,797.80)
Sheriff, P.L. 2001 C. 370	565,000.00	-	930,329.74	365,329.74
State of NJ - Lease of Court Space	207,000.00	-	207,306.00	306.00
NJ Superior Court - Service Agreements	573,000.00	-	486,705.00	(86,295.00)
Dedicated Revenue - Motor Vehicle Fines				
Reimbursement of Previous Year				
Expenditures (N.J.S.A. 39:5.41)	4,000,000.00	-	4,000,000.00	-
County Prosecutor Funding Initiative - Pilot Program	802,500.00	-	802,500.00	-
Maintenance of Federal and ICE Inmates				
in County Institutions	3,037,500.00	-	3,300,832.50	263,332.50
Meadowview Campus-Treatment Leases	580,000.00	-	600,190.46	20,190.46
PILOT Payments, County Share (NJSA 40A:20-1 et seq.)	2,700,000.00	-	2,545,085.55	(154,914.45)
ARRA Recovery Zone Bonds Subsidy	562,436.10	-	517,722.42	(44,713.68)
U.S. Senate Special Elections - 2013	-	2,424,870.00	2,176,125.30	(248,744.70)
	<u>57,582,813.76</u>	<u>2,424,870.00</u>	<u>53,240,449.74</u>	<u>(6,767,234.02)</u>
Total Miscellaneous Revenues	<u>172,404,125.86</u>	<u>27,041,070.58</u>	<u>199,186,071.10</u>	<u>(259,125.34)</u>

See accompanying notes to financial statements

COUNTY OF HUDSON
CURRENT FUND
FOR THE YEAR ENDED DECEMBER 31, 2013

STATEMENT OF REVENUES - REGULATORY BASIS

	Adopted Budget	Added by NJSA 40A:4-87	Realized	Excess (Deficit)
<u>AMOUNT TO BE RAISED BY TAXATION - COUNTY PURPOSE TAX</u>	A-1, A-7 \$ 300,320,800.00	\$ -	\$ 300,320,800.00	\$ -
Budget Totals	495,224,925.86	27,041,070.58	522,006,871.10	(259,125.34)
Non-Budget Revenues	-	-	7,612,478.66	7,612,478.66
	<u>\$ 495,224,925.86</u>	<u>\$ 27,041,070.58</u>	<u>\$ 529,619,349.76</u>	<u>\$ 7,353,353.32</u>
	A-3	A-3		
Miscellaneous Revenues Anticipated			\$ 160,056,734.91	
Revenues Accrued			39,129,336.19	
Federal and State Grants			\$ 199,186,071.10	
Total Miscellaneous Revenues Realized				

**COUNTY OF HUDSON
CURRENT FUND
FOR THE YEAR ENDED DECEMBER 31, 2013**

**STATEMENT OF REVENUES - REGULATORY BASIS
ANALYSIS OF NON-BUDGET REVENUES**

Miscellaneous Revenues Not Anticipated:		
State Criminal Alien Assistance Pogram	\$	1,702,405.00
Fringe and Indirect Cost Reimbursements - Welfare		1,510,616.04
FEMA Reimbursement		1,034,766.96
Miscellaneous Receipts		771,223.03
Salary Refunds		551,039.04
NJ Voter Registration, Elections		493,315.00
Fringe and Indirect Cost Reimbursements - Various		479,430.26
Meadowview Utilities Payments		300,000.00
Settlement of Claims		190,374.24
County Sheriff GPS Electronic Monitoring Device		179,704.46
Energy Connect - Generator Standby to Curtail		76,731.30
Social Security Administration Recoveries		64,400.00
Aging - State Aid		58,000.00
Prisoner Maintenance - Jail		54,339.06
Reimbursement for INS Detainees		41,028.98
Commissions - Vending Machines		25,777.70
Interest on Delinquent Taxes		22,905.84
Payment In Lieu of Taxes		19,897.35
Mental Health Administration - Salary Reimbursement		12,000.00
H.C. Chest Clinic		11,344.00
Inmate Medical Co-pay		10,442.37
Special Civil - Fines, Costs and Ordinances		1,808.67
Vendor Refunds		857.63
Copy Fees		71.73
		<u>7,612,478.66</u>
		<u>\$ 7,612,478.66</u>
	<u>Ref.</u>	A-1, A-2
	A-24	\$ 1,511,031.44
	A-12	2,053.19
	A-4	6,099,394.03
		<u>\$ 7,612,478.66</u>

See accompanying notes to financial statements

COUNTY OF HUDSON
CURRENT FUND
FOR THE YEAR ENDED DECEMBER 31, 2013

STATEMENT OF APPROPRIATIONS - REGULATORY BASIS

	Appropriated		Paid or Charged	Expended		Unexpended Balances Canceled
	Adopted Budget	Modified Budget		Encumbered	Reserved	
LEGISLATIVE						
Board of Chosen Freeholders						
Salaries and Wages	\$ 646,673.00	\$ 646,673.00	\$ 593,673.69	\$ 40,000.00	\$ 12,999.31	\$ -
Other Expenses	241,152.00	241,152.00	204,409.28	1,370.01	35,372.71	-
Clerk of the Board						
Salaries and Wages	253,030.00	253,030.00	249,503.85	-	3,526.15	-
Other Expenses	64,847.00	64,847.00	42,288.09	16,386.03	6,172.88	-
	1,205,702.00	1,205,702.00	1,089,874.91	57,756.04	58,071.05	-
ADMINISTRATIVE AND EXECUTIVE						
Law Department						
Salaries and Wages	2,736,967.00	2,736,967.00	2,622,806.84	70,000.00	44,160.16	-
Other Expenses	1,410,450.00	1,410,450.00	985,107.08	395,218.85	30,124.07	-
Division Consumer Protection						
Salaries and Wages	156,340.00	156,340.00	84,082.65	-	22,257.35	50,000.00
Other Expenses	3,000.00	3,000.00	-	-	3,000.00	-
Planning Board						
Salaries and Wages	100.00	100.00	-	-	100.00	-
Other Expenses	73,000.00	73,000.00	25,385.30	32,325.75	15,288.95	-
County Executive						
Salaries and Wages	876,702.00	876,702.00	837,795.20	15,000.00	23,906.80	-
Other Expenses	53,000.00	53,000.00	45,536.55	-	7,463.45	-
County Administrator						
Salaries and Wages	427,325.00	427,325.00	395,911.14	20,000.00	11,413.86	-
Other Expenses	1,009,500.00	1,009,500.00	274,274.43	707,134.19	28,091.38	-
Office of Emergency Management						
Salaries and Wages	520,738.00	520,738.00	438,146.73	-	32,591.27	50,000.00
Other Expenses	17,750.00	17,750.00	12,876.81	2,712.28	2,160.91	-
Public Employees Award Program (NJSA 40A:5-31)	100.00	100.00	-	-	100.00	-

See accompanying notes to financial statements

COUNTY OF HUDSON
CURRENT FUND
FOR THE YEAR ENDED DECEMBER 31, 2013

STATEMENT OF APPROPRIATIONS - REGULATORY BASIS

	Appropriated		Paid or Charged	Expended		Unexpended Balances Canceled
	Adopted Budget	Modified Budget		Encumbered	Reserved	
\$	140,652.00	\$ 140,752.00	\$ 139,502.58	\$ -	\$ 1,249.42	\$ -
	4,000.00	3,900.00	378.99	299.00	3,222.01	-
Office of the Fire Marshall						
Salaries and Wages	349,931.00	349,931.00	318,234.81	-	31,696.19	-
Other Expenses	258,288.00	258,288.00	130,515.33	110,000.00	17,772.67	-
Office of Cultural and Heritage Affairs						
Salaries and Wages	8,037,843.00	8,037,843.00	6,310,554.44	1,352,690.07	274,598.49	100,000.00
Other Expenses						

ADMINISTRATIVE AND EXECUTIVE (continued)

Office of the Fire Marshall
Salaries and Wages
Other Expenses
Office of Cultural and Heritage Affairs
Salaries and Wages
Other Expenses

DEPARTMENT OF FINANCE AND ADMINISTRATION

Director of Finance and Administration						
Salaries and Wages	351,773.00	351,773.00	312,656.61	25,000.00	14,116.39	-
Other Expenses	11,500.00	11,500.00	7,485.27	3,512.75	501.98	-
Audit Services	224,500.00	224,500.00	-	224,500.00	-	-
Division of Accounts and Controls						
Salaries and Wages	1,092,995.00	1,092,995.00	963,595.33	35,000.00	19,399.67	75,000.00
Other Expenses	130,215.00	130,215.00	18,483.81	58,501.79	3,229.40	50,000.00
Division of Purchasing						
Salaries and Wages	546,614.00	546,614.00	508,623.81	20,000.00	17,990.19	-
Other Expenses	28,608.00	28,608.00	21,058.89	4,040.91	3,508.20	-
Division of Management Information Services						
Salaries and Wages	100.00	100.00	-	-	100.00	-
Other Expenses	1,320,001.00	1,320,001.00	1,184,858.43	128,568.63	6,573.94	-
Division of Tax Assessments						
Salaries and Wages	412,400.00	414,400.00	410,302.18	-	4,097.82	-
Other Expenses	6,350.00	4,350.00	3,326.25	230.67	793.08	-
Division of Personnel						
Salaries and Wages	1,142,858.00	1,142,858.00	1,073,231.13	-	39,626.87	30,000.00
Other Expenses	240,000.00	240,000.00	203,836.78	19,475.84	16,687.38	-

**COUNTY OF HUDSON
CURRENT FUND
FOR THE YEAR ENDED DECEMBER 31, 2013
STATEMENT OF APPROPRIATIONS - REGULATORY BASIS**

	Appropriated		Paid or Charged	Expended		Unexpended Balances Canceled
	Adopted Budget	Modified Budget		Encumbered	Reserved	
DEPARTMENT OF FINANCE AND ADMINISTRATION (continued)						
Insurance						
Group Plans for Employees	\$ 42,439,006.00	\$ 42,439,006.00	\$ 39,602,242.27	\$ 2,500,000.00	\$ 86,763.73	\$ 250,000.00
Health Benefit Waiver	350,000.00	350,000.00	317,064.36	-	32,935.64	-
Workers' Compensation	2,000,000.00	2,000,000.00	500,000.00	1,500,000.00	-	-
Liability Insurance	4,500,000.00	4,500,000.00	1,500,000.00	3,000,000.00	-	-
Division of Central Services						
Salaries and Wages	539,507.00	539,507.00	522,655.08	-	16,851.92	-
Other Expenses	842,722.00	842,722.00	611,848.17	163,123.61	17,750.22	50,000.00
	56,179,149.00	56,179,149.00	47,761,268.37	7,681,954.20	280,926.43	455,000.00
CONSTITUTIONAL OFFICES						
County Clerk						
Salaries and Wages	1,257,438.00	1,259,878.00	1,171,019.03	40,000.00	23,858.97	25,000.00
Other Expenses	60,585.00	60,585.00	39,660.14	15,880.30	5,044.56	-
Register of Deeds and Mortgages						
Salaries and Wages	1,257,501.00	1,257,501.00	1,156,606.16	30,000.00	20,894.84	50,000.00
Other Expenses	333,345.00	333,345.00	280,773.97	44,337.64	8,233.39	-
Prosecutor's Office						
Salaries and Wages	19,331,693.00	19,331,693.00	17,753,994.83	700,000.00	377,698.17	500,000.00
Other Expenses	1,305,458.00	1,305,458.00	1,189,429.62	61,110.20	54,918.18	-
	23,546,020.00	23,548,460.00	21,591,483.75	891,328.14	490,648.11	575,000.00

See accompanying notes to financial statements

COUNTY OF HUDSON
CURRENT FUND
FOR THE YEAR ENDED DECEMBER 31, 2013

STATEMENT OF APPROPRIATIONS - REGULATORY BASIS

	Appropriated		Paid or Charged	Expended		Unexpended Balances Canceled
	Adopted Budget	Modified Budget		Encumbered	Reserved	
THE JUDICIARY						
County Surrogate						
Salaries and Wages	\$ 1,079,767.00	\$ 1,079,767.00	\$ 984,804.35	\$ -	\$ 94,962.65	\$ -
Other Expenses	56,716.00	56,716.00	43,310.38	8,567.41	4,838.21	-
Probation Department						
Other Expenses	1,000.00	1,000.00	-	-	1,000.00	-
Title IV-D Social Security Act						
Other Expenses	100.00	100.00	-	-	100.00	-
	<u>1,137,583.00</u>	<u>1,137,583.00</u>	<u>1,028,114.73</u>	<u>8,567.41</u>	<u>100,900.86</u>	<u>-</u>
REGULATION						
Sheriff's Office						
Salaries and Wages	21,742,623.00	21,742,623.00	20,562,036.60	800,000.00	380,586.40	-
Other Expenses	1,414,095.00	1,414,095.00	1,227,090.96	144,690.27	42,313.77	-
Board of Elections						
Salaries and Wages	408,053.00	454,053.00	378,039.88	60,000.00	16,013.12	-
Other Expenses	46,453.00	91,773.00	37,532.50	47,741.76	6,498.74	-
Special Election Expense	1,064,000.00	2,036,800.00	1,829,148.47	150,000.00	57,651.53	-
County Clerk Elections						
Other Expenses	39,333.00	43,173.00	26,188.91	12,954.91	4,029.18	-
Special Election Expense	1,109,200.00	2,117,880.00	1,810,273.99	250,000.00	57,606.01	-
Superintendent of Elections	2,022,172.00	2,367,962.00	2,041,982.36	156,184.91	169,794.73	-
Weights and Measures						
Salaries and Wages	197,713.00	197,713.00	147,209.75	-	503.25	50,000.00
Other Expenses	500.00	500.00	94.97	-	405.03	-
Medical Examiner						
Other Expenses	1,900,000.00	1,900,000.00	973,137.10	926,862.90	-	-
	<u>29,944,142.00</u>	<u>32,366,572.00</u>	<u>29,032,735.49</u>	<u>2,548,434.75</u>	<u>735,401.76</u>	<u>50,000.00</u>

See accompanying notes to financial statements

COUNTY OF HUDSON
CURRENT FUND
FOR THE YEAR ENDED DECEMBER 31, 2013

STATEMENT OF APPROPRIATIONS - REGULATORY BASIS

	Appropriated		Paid or Charged	Expended		Unexpended Balances Canceled
	Adopted Budget	Modified Budget		Encumbered	Reserved	
DEPARTMENT OF PARKS AND COMMUNITY SERVICES						
Director of Parks and Community Services						
Salaries and Wages	\$ 253,816.00	\$ 253,816.00	\$ 198,421.07	\$ -	\$ 35,394.93	\$ 20,000.00
Other Expenses	149,476.00	149,476.00	102,727.30	33,034.40	13,714.30	-
Division of Parks						
Salaries and Wages	4,375,228.00	4,375,228.00	3,771,071.86	250,000.00	104,156.14	250,000.00
Other Expenses	1,375,472.00	1,375,472.00	1,148,964.56	120,514.10	105,993.34	-
Utilities	1,500,000.00	1,500,000.00	1,179,437.62	309,507.62	11,054.76	-
Division of Planning						
Salaries and Wages	507,099.00	507,099.00	465,808.86	-	41,290.14	-
Other Expenses	68,510.00	68,510.00	26,127.23	19,751.84	22,630.93	-
Office of Business Opportunity & Community Service						
Salaries and Wages	209,771.00	209,771.00	184,002.10	-	25,768.90	-
Other Expenses	65,200.00	65,200.00	40,525.17	10,527.81	14,147.02	-
Division of Housing and Community Development						
Salaries and Wages	20,000.00	20,000.00	-	-	20,000.00	-
Other Expenses	40,500.00	40,500.00	-	-	40,500.00	-
	8,565,072.00	8,565,072.00	7,117,085.77	743,335.77	434,650.46	270,000.00
DEPARTMENT OF ROADS & PUBLIC PROPERTY						
Director of Roads & Public Property						
Salaries and Wages	571,694.00	591,694.00	582,331.58	-	9,362.42	-
Other Expenses	11,740.00	11,740.00	11,462.19	-	277.81	-
Division of Buildings and Grounds						
Salaries and Wages	10,949,082.00	10,929,082.00	10,045,501.42	200,000.00	433,580.58	250,000.00
Other Expenses	4,196,079.00	4,176,079.00	2,330,322.19	1,426,038.48	319,718.33	100,000.00
Fuel	100.00	100.00	-	-	100.00	-
Telephone, Water & Light	9,200,000.00	9,200,000.00	7,468,541.52	1,264,767.18	466,691.30	-

See accompanying notes to financial statements

**COUNTY OF HUDSON
CURRENT FUND
FOR THE YEAR ENDED DECEMBER 31, 2013
STATEMENT OF APPROPRIATIONS - REGULATORY BASIS**

	Appropriated		Expended		Unexpended Balances Canceled
	Adopted Budget	Modified Budget	Paid or Charged	Encumbered Reserved	
DEPARTMENT OF ROADS & PUBLIC PROPERTY (continued)					
Motor Pool					
Salaries and Wages	\$ 693,603.00	\$ 693,603.00	\$ 664,647.67	\$ 28,955.33	\$ -
Other Expenses	541,575.00	541,575.00	475,343.95	47,568.97	-
Utilities	899,000.00	899,000.00	559,389.27	332,862.79	-
Division of Roads and Bridges					
Salaries and Wages	1,239,825.00	1,639,825.00	1,582,306.64	-	57,518.36
Other Expenses	1,080,250.00	680,250.00	400,586.82	251,364.32	28,298.86
County Bridges					
Other Expenses	100.00	100.00	-	100.00	-
Joint Bridges					
Salaries and Wages	113,429.00	113,429.00	(38,514.69)	151,943.69	-
Other Expenses	157,099.00	157,099.00	33,458.09	120,500.52	-
Lighting of Highways & Bridges	1,450,000.00	1,450,000.00	923,712.13	520,000.00	-
Office of Traffic Signals and Signs					
Salaries and Wages	240,875.00	240,875.00	204,082.99	-	36,792.01
Other Expenses	105,464.00	105,464.00	50,240.22	48,874.00	6,349.78
Division of Engineering					
Salaries and Wages	1,468,813.00	1,480,813.00	1,463,333.23	-	17,479.77
Other Expenses	84,030.00	72,030.00	27,655.96	15,861.25	28,512.79
Construction Board of Appeals					
Other Expenses	42,050.00	42,050.00	11,882.37	28,000.00	-
	<u>33,044,808.00</u>	<u>33,024,808.00</u>	<u>26,796,283.55</u>	<u>4,255,837.51</u>	<u>350,000.00</u>

COUNTY OF HUDSON
CURRENT FUND
FOR THE YEAR ENDED DECEMBER 31, 2013

STATEMENT OF APPROPRIATIONS - REGULATORY BASIS

	Appropriated			Expended			Unexpended Balances Canceled
	Adopted Budget	Modified Budget	Paid or Charged	Expended		Reserved	
				Encumbered	Reserved		
DEPARTMENT OF HEALTH AND HUMAN SERVICES							
Director of Health and Human Services							
Salaries and Wages	\$ 626,496.00	\$ 626,496.00	\$ 559,896.27	\$ -	\$ 66,599.73	\$ -	-
Other Expenses	286,625.00	256,625.00	98,368.64	140,170.27	18,086.09	-	-
Aid to Handicapped Adults N.J.S.A. 40:28-8.11	15,000.00	15,000.00	-	15,000.00	-	-	-
N.J. Div. of Youth and Family Services - County Share	5,868,694.00	5,868,694.00	5,868,694.00	-	-	-	-
Children's Center for Special Needs - Contractual	75,000.00	75,000.00	55,185.94	19,814.06	(0.00)	-	-
Aid to County Branch - New Jersey Association for Retarded Citizens N.J.S.A. 40:23-8.11	50,000.00	50,000.00	50,000.00	-	-	-	-
Division of Compliance and Audits							
Salaries and Wages	100.00	100.00	-	-	100.00	-	-
Other Expenses	100.00	100.00	-	-	100.00	-	-
Office on Aging							
Salaries and Wages	198,076.00	198,076.00	172,851.74	-	25,224.26	-	-
Other Expenses	61,050.00	61,050.00	21,835.21	20,186.11	19,028.68	-	-
Veterans' Interments							
Salaries and Wages	21,760.00	21,760.00	-	-	21,760.00	-	-
Other Expenses	52,760.00	52,760.00	20,924.42	20,000.00	11,835.58	-	-
Office of Disability Services							
Salaries and Wages	205,780.00	205,780.00	137,951.61	-	37,828.39	30,000.00	-
Other Expenses	28,400.00	28,400.00	2,850.05	13,717.88	11,832.07	-	-
Visiting Homemaker Service - Child Abuse Services in Emergency	5,700.00	5,700.00	-	5,700.00	-	-	-
Division of Psychiatric Services							
Salaries and Wages	100.00	100.00	-	-	100.00	-	-
Other Expenses	100.00	100.00	-	-	100.00	-	-

See accompanying notes to financial statements

COUNTY OF HUDSON
CURRENT FUND
FOR THE YEAR ENDED DECEMBER 31, 2013

STATEMENT OF APPROPRIATIONS - REGULATORY BASIS

	Appropriated			Expended			Unexpended Balances Canceled
	Adopted Budget	Modified Budget	Paid or Charged	Expended		Reserved	
				Encumbered			
DEPARTMENT OF HEALTH AND HUMAN SERVICES (continued)							
Meadowview Psychiatric Hospital							
Salaries and Wages	\$ 9,788,210.00	\$ 9,788,210.00	\$ 9,424,597.21	\$ -	\$ 263,612.79	\$ 100,000.00	\$ 100,000.00
Other Expenses	2,002,813.00	2,002,813.00	738,820.72	1,091,028.48	72,963.80	100,000.00	100,000.00
Food and Kitchen Supplies	1,077,997.00	1,077,997.00	950,454.27	127,542.73	(0.00)	-	-
Division of Public Health							
Salaries and Wages	113,031.00	113,031.00	112,081.22	-	949.78	-	-
Other Expenses	1,132,844.00	1,132,844.00	1,115,956.22	4,968.73	11,919.05	-	-
Maintenance of Patients in State Institutions for Mental Disease N.J.S.A. 30:4-79	12,742,620.00	12,742,620.00	12,692,619.00	-	50,001.00	-	-
Maintenance of Patients in State Institutions for Mental Retarded N.J.S.A. 30:4-79	30,987,838.00	30,987,838.00	30,987,838.00	-	-	-	-
Project C.A.A.R.E. Employee Health Clinic	1,040,000.00	1,070,000.00	597,643.06	450,725.45	21,631.49	-	-
Salaries and Wages	100.00	100.00	-	-	100.00	-	-
Other Expenses	100.00	100.00	-	-	100.00	-	-
T.B. Chest Clinic							
Salaries and Wages	557,029.00	557,029.00	446,006.55	-	111,022.45	-	-
Other Expenses	513,775.00	513,775.00	241,151.87	66,907.55	205,715.58	-	-
Diagnostic Shelter Program - Contractual	355,831.00	355,831.00	201,740.00	150,000.00	4,091.00	-	-
	67,807,929.00	67,807,929.00	64,497,466.00	2,125,761.26	954,701.74	230,000.00	
DEPARTMENT OF FAMILY SERVICES							
Director of Family Services							
Salaries and Wages	206,441.00	207,441.00	205,440.24	-	2,000.76	-	-
Other Expenses	85,100.00	84,100.00	4,592.53	25,000.00	14,507.47	40,000.00	40,000.00
County Welfare Agency							
Salaries and Wages	29,744,184.00	29,744,184.00	27,975,260.53	200,000.00	368,923.47	1,200,000.00	1,200,000.00
Other Expenses	22,476,503.00	22,476,503.00	18,753,612.42	2,389,634.42	333,256.16	1,000,000.00	1,000,000.00

See accompanying notes to financial statements

**COUNTY OF HUDSON
CURRENT FUND
FOR THE YEAR ENDED DECEMBER 31, 2013**

STATEMENT OF APPROPRIATIONS - REGULATORY BASIS

	Appropriated		Paid or Charged	Expended		Unexpended Balances Canceled
	Adopted Budget	Modified Budget		Encumbered	Reserved	
DEPARTMENT OF FAMILY SERVICES (continued)						
County Assistance Programs	\$ 2,758,919.00	\$ 2,758,919.00	\$ 1,776,180.30	\$ 940,000.00	\$ 42,738.70	\$ -
Office of Workforce Development						
Salaries and Wages	209,132.00	209,132.00	147,754.43	45,000.00	16,377.57	-
Other Expenses	46,550.00	46,550.00	3,271.37	30,000.00	13,278.63	-
	<u>55,526,829.00</u>	<u>55,526,829.00</u>	<u>48,866,111.82</u>	<u>3,629,634.42</u>	<u>791,082.76</u>	<u>2,240,000.00</u>
DEPARTMENT OF CORRECTIONS						
Adult Correctional Center						
Salaries and Wages	46,426,244.00	46,426,244.00	44,727,845.80	1,100,000.00	598,398.20	-
Other Expenses	9,688,208.00	9,563,208.00	6,975,025.48	962,333.78	1,475,848.74	150,000.00
Food and Kitchen Supplies	3,500,000.00	3,500,000.00	2,992,356.24	477,242.68	30,401.08	-
Payment to Municipal Authorities and Utilities	1,353,000.00	1,403,000.00	847,613.88	-	555,386.12	-
Division of Juvenile Detention						
Salaries and Wages	4,879,677.00	4,879,677.00	4,214,533.08	200,000.00	165,143.92	300,000.00
Other Expenses	952,640.00	952,640.00	661,410.55	153,802.10	37,427.35	100,000.00
Food and Kitchen Supplies	360,650.00	360,650.00	239,147.15	91,360.14	30,142.71	-
	<u>67,160,419.00</u>	<u>67,085,419.00</u>	<u>60,657,932.18</u>	<u>2,984,738.70</u>	<u>2,892,748.12</u>	<u>550,000.00</u>
DEPARTMENT OF EDUCATION						
Superintendent of Schools						
Salaries and Wages	211,628.00	211,628.00	209,566.53	-	2,061.47	-
Other Expenses	20,000.00	20,000.00	9,914.22	6,803.30	3,282.48	-
Hudson County Community College	10,225,327.00	10,225,327.00	10,162,826.50	62,500.50	-	-
Reimbursements for Residents Attending Out of County Two Year Colleges-N.J.S.A. 18A:64A-23	100,000.00	120,000.00	107,428.96	-	12,571.04	-
Vocational School	25,296,688.00	25,296,688.00	25,296,688.00	-	-	-
	<u>35,853,643.00</u>	<u>35,873,643.00</u>	<u>35,786,424.21</u>	<u>69,303.80</u>	<u>17,914.99</u>	<u>-</u>

See accompanying notes to financial statements

**COUNTY OF HUDSON
CURRENT FUND
FOR THE YEAR ENDED DECEMBER 31, 2013
STATEMENT OF APPROPRIATIONS - REGULATORY BASIS**

	Appropriated		Paid or Charged	Expended		Unexpended Balances Canceled
	Adopted Budget	Modified Budget		Encumbered	Reserved	
UNCLASSIFIED						
Ethics Board						
Salaries and Wages	\$ 11,220.00	\$ 11,220.00	\$ 11,125.52	\$ -	\$ 94.48	\$ -
Other Expenses	21,250.00	21,250.00	-	-	21,250.00	-
Administration of Debt Service	312,000.00	312,000.00	226,894.04	80,000.00	5,105.96	-
Advertisements and Announcements	60,000.00	60,000.00	39,280.68	10,000.00	10,719.32	-
Volunteer Fire Companies Instructions N.J.S.A. 40:23-89	4,000.00	4,000.00	-	4,000.00	-	-
	408,470.00	408,470.00	277,300.24	94,000.00	37,169.76	-

PUBLIC AND PRIVATE PROGRAMS OFFSET BY REVENUES

Federal and State Grants						
Clean Communities Grant	-	14,441.17	14,441.17	-	-	-
Council on the Arts - Local Arts Program	101,279.00	101,279.00	101,279.00	-	-	-
Destination Marketing Organization	-	82,350.00	82,350.00	-	-	-
Area Plan Grant	4,504,050.00	6,465,226.00	6,465,226.00	-	-	-
Homeless and Family Shelter Strategy Contract	1,522,578.00	1,621,675.00	1,621,675.00	-	-	-
County Comprehensive Alcoholism and Drug Abuse	1,133,773.00	1,133,773.00	1,133,773.00	-	-	-
Human Services Advisory Council	126,907.00	126,907.00	126,907.00	-	-	-
Workfirst NJ DFD	-	476,399.00	476,399.00	-	-	-
T.B. Health Services Grant	240,541.00	543,321.00	543,321.00	-	-	-
Supportive Assistance by Individuals and Families	-	756,583.00	756,583.00	-	-	-
State Health Insurance Program	-	25,000.00	25,000.00	-	-	-
Sandy Homeowner / Renter Assistance Program	-	4,719,400.00	4,719,400.00	-	-	-
SSBG Sandy Relief - Office on Aging	-	718,078.00	718,078.00	-	-	-
Workfirst NJ DOL	-	6,105,846.00	6,105,846.00	-	-	-
Workfirst NJ DOL Supplemental	300,000.00	300,000.00	300,000.00	-	-	-
Workforce Investment Act	-	3,019,002.00	3,019,002.00	-	-	-
Hurricane Sandy Disaster National Emergency	1,296,548.00	1,296,548.00	1,296,548.00	-	-	-
Community Programs for Clients of the Family Court	-	312,767.00	312,767.00	-	-	-

See accompanying notes to financial statements

**COUNTY OF HUDSON
CURRENT FUND
FOR THE YEAR ENDED DECEMBER 31, 2013
STATEMENT OF APPROPRIATIONS - REGULATORY BASIS**

	Appropriated		Paid or Charged	Expended		Unexpended Balances Canceled
	Adopted Budget	Modified Budget		Encumbered	Reserved	
PUBLIC AND PRIVATE PROGRAMS OFFSET BY REVENUES (continued)						
Federal and State Grants (continued)						
Juvenile Justice Comm.-State/Community Partners	\$ -	\$ 867,803.00	\$ 867,803.00	\$ -	\$ -	\$ -
Prosecutor Insurance Fraud Reimb. Program	250,000.00	250,000.00	250,000.00	-	-	-
Megan's Law Grant	15,968.00	15,968.00	15,968.00	-	-	-
Multi-Jurisdictional Gang, Gun and NTF (ARRA)	-	159,819.00	159,819.00	-	-	-
Juvenile Accountability Incentive Block Grant	-	40,380.00	40,380.00	-	-	-
Body Armor Replacement Program	-	99,268.65	99,268.65	-	-	-
Crime Victims Assistance	385,326.00	385,326.00	385,326.00	-	-	-
HC SART/SANE Program	67,157.00	67,157.00	67,157.00	-	-	-
Homeland Security Grant	-	572,449.74	572,449.74	-	-	-
HC Safe Communities Grant	60,000.00	60,000.00	60,000.00	-	-	-
Juvenile Detention Alternatives Initiative	120,000.00	120,000.00	120,000.00	-	-	-
Urban Areas Security Initiative Grant	298,000.00	599,500.00	599,500.00	-	-	-
Victim and Witness Advocacy Fund Supplemental	-	66,893.00	66,893.00	-	-	-
Subregional Transportation Planning Grant	74,240.00	148,480.00	148,480.00	-	-	-
Alliance to Prevent Alcoholism and Drug Abuse	662,211.00	662,211.00	662,211.00	-	-	-
NJ Transit Corp - Senior Citizen and Disabled						
Residents Transportation Assistance Act	1,426,403.00	1,426,403.00	1,426,403.00	-	-	-
Emergency Management Agency Assistance Grant	100,000.00	100,000.00	100,000.00	-	-	-
Hazard Mitigation Grant Program	-	187,500.00	187,500.00	-	-	-
Access and Functional Needs Program	-	23,000.00	23,000.00	-	-	-
Ed Byrne Memorial Justice Assistance	-	271,842.00	271,842.00	-	-	-
Second Chance Prisoner Re-entry	-	437,500.00	437,500.00	-	-	-
Bullet Proof Vest Partnership Act	35,328.61	35,328.61	35,328.61	-	-	-
HIV Emergency Relief Formula Grant	1,627,027.00	2,987,029.00	2,987,029.00	-	-	-
HIV Emergency Relief Supplemental Grant	-	1,325,514.00	1,325,514.00	-	-	-
Minority AIDS Initiative Program	198,738.00	431,996.00	431,996.00	-	-	-
HC Schools of Technology - Summer Youth Program	110,000.00	110,000.00	110,000.00	-	-	-

See accompanying notes to financial statements

COUNTY OF HUDSON
CURRENT FUND
FOR THE YEAR ENDED DECEMBER 31, 2013

STATEMENT OF APPROPRIATIONS - REGULATORY BASIS

	Appropriated		Expended		Unexpended Balances Canceled
	Adopted Budget	Modified Budget	Paid or Charged	Encumbered	
PUBLIC AND PRIVATE PROGRAMS OFFSET BY REVENUES (continued)					
Federal and State Grants (continued)					
Together North Jersey Local Government	\$ -	\$ 2,312.02	\$ 2,312.02	\$ -	\$ -
Matching Funds for Grants	75,000.00	75,000.00	-	75,000.00	-
	14,731,074.61	39,347,275.19	39,272,275.19	75,000.00	-
TOTAL OPERATIONS	403,148,683.61	430,114,754.19	390,084,910.65	26,518,342.07	8,691,501.47
CONTINGENT	30,000.00	30,000.00	-	-	30,000.00
TOTAL OPERATIONS INCLUDING CONTINGENT	403,178,683.61	430,144,754.19	390,084,910.65	26,518,342.07	8,721,501.47
Detail:					
Salaries and Wages	169,311,936.00	169,775,476.00	159,092,335.69	3,850,000.00	3,853,140.31
Other Expenses	233,866,747.61	260,369,278.19	230,992,574.96	22,668,342.07	4,868,361.16
CAPITAL IMPROVEMENTS					
Capital Improvement Fund	1,500,000.00	1,500,000.00	1,500,000.00	-	-
Correctional Facility-Lease Financing	13,558,160.00	13,558,160.00	13,418,815.78	-	0.00
Facility Lease Revenue Bonds- Various Projects	7,952,776.26	7,952,776.26	7,952,776.26	-	-
Facility Lease Revenue Bonds-Administration Building	2,838,098.00	2,838,098.00	2,838,098.00	-	-
Facility Lease Revenue Bonds-City Plaza	3,709,771.26	3,709,771.26	3,572,263.82	-	(0.00)
	29,558,805.52	29,558,805.52	29,281,953.86	-	0.00
COUNTY DEBT SERVICE					
Payment of Bond Principal					
Open Space Bonds	770,000.00	770,000.00	770,000.00	-	-
State Aid County College Bonds (N.J.S -22.6)	5,345,000.00	5,345,000.00	5,345,000.00	-	-
Vocational School Bonds	1,255,000.00	1,255,000.00	1,255,000.00	-	-
Other Bonds	5,826,875.00	5,826,875.00	5,826,875.00	-	-
					137,507.44
					276,851.66

See accompanying notes to financial statements

COUNTY OF HUDSON
CURRENT FUND
FOR THE YEAR ENDED DECEMBER 31, 2013

STATEMENT OF APPROPRIATIONS - REGULATORY BASIS

	Appropriated		Paid or Charged	Expended		Unexpended Balances Canceled
	Adopted Budget	Modified Budget		Encumbered	Reserved	
COUNTY DEBT SERVICE (continued)						
Payment on Bond Anticipation Notes	\$ 280,000.00	\$ 280,000.00	\$ 248,400.00	\$ -	\$ -	\$ 31,600.00
Interest on Bonds						
Open Space Bonds	354,123.76	354,123.76	354,123.76	-	-	-
State Aid County College Bonds	2,452,471.94	2,452,471.94	2,378,589.57	-	0.00	73,882.37
Vocational School Bonds	1,200,575.00	1,200,575.00	1,200,575.00	-	-	-
Other Bonds	4,499,605.82	4,499,605.82	4,499,605.82	-	-	-
Interest on Notes	1,204,311.11	1,204,311.11	1,204,311.06	-	0.00	0.05
Green Trust Loan Program						
Loan Repayments for Principal and Interest	208,977.20	208,977.20	208,977.20	-	-	-
	23,396,939.83	23,396,939.83	23,291,457.41	-	0.00	105,482.42

DEFERRED CHARGES AND STATUTORY EXPENDITURES

Deferred Charges	500,000.00	500,000.00	500,000.00	-	-	-
Various Capital Improvements						
Statutory Expenditures						
Contribution To:						
Public Employees' Retirement System	10,010,351.00	10,010,351.00	10,010,351.00	-	-	-
Social Security System (O.A.S.I)	11,200,000.00	11,200,000.00	10,813,194.64	386,805.36	(0.00)	-
Hudson County Employee Pension Fund	1,525,500.00	1,525,500.00	1,525,500.00	-	-	-
Police and Firemen's Pension Fund	11,990,542.00	11,990,542.00	11,990,542.00	-	-	-
Consolidated Police and Firemen's Pension Fund	69,003.90	69,003.90	68,503.90	-	500.00	-
Court Attendants' Pension Fund	525,000.00	525,000.00	516,897.74	-	8,102.26	-
Non-Contributory County Pension Fund	2,210,000.00	2,285,000.00	2,230,230.14	50,000.00	4,769.86	-
Veterans' Pension Fund	10,000.00	10,000.00	-	-	10,000.00	-

COUNTY OF HUDSON
CURRENT FUND
FOR THE YEAR ENDED DECEMBER 31, 2013

STATEMENT OF APPROPRIATIONS - REGULATORY BASIS

	Appropriated		Expended		Unexpended Balances Canceled
	Adopted Budget	Modified Budget	Paid or Charged	Encumbered Reserved	
DEFERRED CHARGES AND STATUTORY EXPENDITURES					
Statutory Expenditures					
Contribution To:					
Unemployment Compensation Insurance					
Insurance (N.J.S.A. 43:21-3 et seq.)	\$ 300,000.00	\$ 300,000.00	\$ 300,000.00	\$ -	\$ -
N.J. State Disability Insurance	700,000.00	700,000.00	620,816.53	75,000.00	4,183.47
Deferred Contribution Retirement Program	50,000.00	50,000.00	6,894.39	-	43,105.61
	38,590,396.90	38,665,396.90	38,082,930.34	511,805.36	70,661.20
	100.00	100.00	-	-	100.00
JUDGMENTS					
	\$ 495,224,925.86	\$ 522,265,996.44	\$ 481,241,252.26	\$ 27,030,147.43	\$ 8,792,262.67
				A	A
TOTAL GENERAL APPROPRIATIONS					\$ 5,202,334.08
Ref.					
Budget as Adopted		\$ 495,224,925.86			
Added by N.J.S.A. 40A:4-87		27,041,070.58			
		522,265,996.44			
Appropriations Canceled		5,202,334.08			
		<u>\$ 517,063,662.36</u>			
Cash Disbursed			\$ 464,967,259.90		
Federal and State Grant Appropriations			39,272,275.19		
			504,239,535.09		
Less:					
Cash Receipts		\$ 12,486,607.32			
Other		9,044,820.67			
Interfund Reimbursements		1,466,854.84			
			22,998,282.83		
			<u>\$ 481,241,252.26</u>		

See accompanying notes to financial statements

REPORT OF AUDIT

FINANCIAL SECTION

Trust Fund Financial Statements

County of Hudson
2013

**COUNTY OF HUDSON
TRUST FUND
AS OF DECEMBER 31, 2013 AND 2012**

COMPARATIVE BALANCE SHEET - REGULATORY BASIS

	<u>Ref.</u>	<u>2013</u>	<u>2012</u>
<u>Assets</u>			
Cash and Cash Equivalents	B-1	50,276,180.21	59,165,295.54
Revenue Accounts Receivables		-	384,185.01
Community Development Programs - Accounts Receivable	B-12	<u>9,498,397.36</u>	<u>11,305,696.00</u>
Total Assets		<u>\$ 59,774,577.57</u>	<u>\$ 70,855,176.55</u>
<u>Liabilities and Reserves</u>			
Reserve for:			
Encumbrances	B-4	\$ 612,277.58	\$ 444,926.66
Dedicated Revenues	B-4	19,315,642.26	19,427,319.18
Motor Vehicle Fines	B-5	9,049,885.88	8,104,145.91
County Open Space	B-10	16,392,720.76	23,973,869.33
Self-Insurance Fund	B-6	579,207.88	3,142,930.60
State Unemployment Insurance Fund	B-7	2,805,282.44	2,815,183.03
Confiscated Cash Seized on Arrest	B-8	797,311.61	797,311.61
Other Cash Reserves	B-9	251,694.14	251,694.14
Community Development Programs	B-11	9,854,272.34	11,399,498.91
CDBG Loan Guarantee	B-13	116,282.68	114,112.17
Revenue Accounts Receivable		<u>-</u>	<u>384,185.01</u>
Total Liabilities and Reserves		<u>\$ 59,774,577.57</u>	<u>\$ 70,855,176.55</u>

See accompanying notes to financial statements

REPORT OF AUDIT

FINANCIAL SECTION

General Capital Fund Financial Statements

County of Hudson
2013

**COUNTY OF HUDSON
GENERAL CAPITAL FUND
AS OF DECEMBER 31, 2013 AND 2012**

COMPARATIVE BALANCE SHEET - REGULATORY BASIS

	<u>Ref.</u>	<u>2013</u>	<u>2012</u>
<u>Assets</u>			
Cash and Cash Equivalents	C-2, C-3	\$ 59,513,875.00	\$ 85,258,699.77
State Road Aid Allotments Receivable	C-4	11,994,360.75	15,978,211.20
Due From State - Green Acres Program II	C-8	2,376,466.50	5,039,048.50
Due From US Government Earmark	C-14	750,000.00	750,000.00
Due from Port Authority of New York & New Jersey	C-5	237,038.00	237,038.00
Due from Current Fund	C-6	443,306.00	-
Deferred Charges to Future Taxation:			
Funded	C-6	237,128,267.63	201,146,684.93
Unfunded	C-7	229,589,701.54	235,953,724.76
Total Assets		<u>\$ 542,033,015.42</u>	<u>\$ 544,363,407.16</u>
<u>Liabilities, Reserves and Fund Balance</u>			
Bond Anticipation Notes	C-19	\$ 93,985,000.00	\$ 125,700,000.00
Reserve for Youth Consultation Services	C-21	130,934.65	130,919.49
General Serial and Term Bonds Payable	C-18	223,554,000.00	198,199,000.00
Capital Improvement Fund	C-9	2,706,795.17	2,959,753.17
Retained Percentages Due Contractors	C-12	1,874,017.48	1,363,595.79
Contracts Payable	C-11	19,223,100.96	39,839,323.29
Reserve for Payment of Bonds	C-16	2,117,805.50	84,578.20
Reserve for State Road Aid Allotments	C-15	2,142,499.87	2,142,499.87
Green Acres Loans Payable	C-17	3,949,655.87	2,947,684.93
Reserve for Public Buildings, Grounds and Parks Arts Inclusion	C-20	474,613.00	474,613.00
Improvement Authorizations:			
Funded	C-10	43,167,149.18	44,204,899.00
Unfunded	C-10	138,330,858.60	110,274,942.04
Mortgage Payable - Due to HCIA	C-22	9,624,611.76	15,289,625.00
Fund Balance	C-1	751,973.38	751,973.38
Total Liabilities, Reserves, and Fund Balance		<u>\$ 542,033,015.42</u>	<u>\$ 544,363,407.16</u>
Bonds and Notes Authorized But Not Issued	C-23	<u>\$ 135,604,701.54</u>	<u>\$ 110,253,724.76</u>

See accompanying notes to financial statements

**COUNTY OF HUDSON
GENERAL CAPITAL FUND
FOR THE YEAR ENDED DECEMBER 31, 2013**

STATEMENT OF CHANGES IN FUND BALANCE - REGULATORY BASIS

	<u>Ref.</u>	
Balance: December 31, 2013 and 2012	C	<u>\$ 751,973.38</u>

See accompanying notes to financial statements.

REPORT OF AUDIT

FINANCIAL SECTION

**Affordable Housing Utility Fund
Financial Statements**

County of Hudson
2013

**COUNTY OF HUDSON
AFFORDABLE HOUSING UTILITY FUND
AS OF DECEMBER 31, 2013 AND 2012**

COMPARATIVE BALANCE SHEET - REGULATORY BASIS

	<u>Ref.</u>	<u>2013</u>	<u>2012</u>
<u>Assets</u>			
Operating Fund:			
Cash and Cash Equivalents	D-4	\$ 379,742.75	\$ 379,701.35
Capital Fund:			
Cash and Cash Equivalents:	D-4	203,482.84	203,482.84
Total Assets		<u>\$ 583,225.59</u>	<u>\$ 583,184.19</u>
<u>Liabilities, Reserves and Fund Balance</u>			
Operating Fund:			
Fund Balance	D-1	\$ 379,742.75	\$ 379,701.35
Capital Fund:			
Improvement Authorizations - Funded	D-6	203,482.84	203,482.84
Total Liabilities, Reserves and Fund Balance		<u>\$ 583,225.59</u>	<u>\$ 583,184.19</u>

See accompanying notes to financial statements

**COUNTY OF HUDSON
AFFORDABLE HOUSING UTILITY OPERATING FUND
FOR THE YEAR ENDED DECEMBER 31, 2013**

**COMPARATIVE STATEMENT OF OPERATIONS AND CHANGES IN FUND BALANCE -
REGULATORY BASIS**

	<u>Ref.</u>	<u>2013</u>	<u>2012</u>
<u>Revenue and Other Income Realized</u>			
Fund Balance Utilized	D-2	\$ 250.00	\$ 250.00
Other Credits to Income:			
Non-Budget Revenues	D-2	41.40	35.88
Statutory Excess to Fund Balance		291.40	285.88
Fund Balance, January 1		379,701.35	379,665.47
		379,992.75	379,951.35
Decreased by:			
Utilized as Anticipated Revenue	D-2	250.00	250.00
Fund Balance, December 31	D	<u>\$ 379,742.75</u>	<u>\$ 379,701.35</u>

See accompanying notes to financial statements

**COUNTY OF HUDSON
AFFORDABLE HOUSING UTILITY OPERATING FUND
FOR THE YEAR ENDED DECEMBER 31, 2013**

STATEMENT OF REVENUES - REGULATORY BASIS

	<u>Adopted Budget</u>	<u>Realized</u>	<u>Excess (Deficit)</u>
Operating Surplus Anticipated	\$ 250.00	\$ 250.00	\$ -
Budget Totals	250.00	250.00	-
Non-Budget Revenues	-	41.40	41.40
	<u>\$ 250.00</u>	<u>\$ 291.40</u>	<u>\$ 41.40</u>
<u>Ref.</u>	D-3		
Budget Revenues			
Fund Balance	D-1	\$ 250.00	
Non-Budget Revenues			
Operating Account Interest	D-4	41.40	
		<u>\$ 291.40</u>	

See accompanying notes to financial statements

**COUNTY OF HUDSON
AFFORDABLE HOUSING UTILITY OPERATING FUND
FOR THE YEAR ENDED DECEMBER 31, 2013**

STATEMENT OF APPROPRIATIONS - REGULATORY BASIS

	<u>Appropriations</u>		<u>Expended</u>	<u>Cancelled</u>
	<u>Budet</u>	<u>Modified Budget</u>	<u>Paid or Charged</u>	
Operations:				
Other Expenses	\$ 250.00	\$ 250.00	\$ -	\$ 250.00
	<u>\$ 250.00</u>	<u>\$ 250.00</u>	<u>\$ -</u>	<u>\$ 250.00</u>
	<u>Ref.</u>		D-4	below
Budget as Adopted	D-2	\$ 250.00		
Appropriations Canceled	above	<u>250.00</u>		
	D-1	<u>\$ -</u>		

REPORT OF AUDIT

FINANCIAL SECTION

General Fixed Assets Financial Statements

County of Hudson
2013

**COUNTY OF HUDSON
GENERAL FIXED ASSETS
AS OF DECEMBER 31, 2013 AND 2012**

COMPARATIVE STATEMENT OF GENERAL FIXED ASSETS - REGULATORY BASIS

	<u>Ref.</u>	<u>2013</u>	<u>2012</u>
<u>Assets</u>			
Land	E-1	\$ 98,697,326.00	\$ 98,697,326.00
Buildings	E-1	259,997,502.36	253,511,480.91
Equipment, Vehicles, and Furniture	E-1	<u>72,977,926.10</u>	<u>66,841,172.99</u>
Total Assets		<u>\$ 431,672,754.46</u>	<u>\$ 419,049,979.90</u>
<u>Investment in Fixed Assets</u>			
Investment in General Fixed Assets	E-2	<u>\$ 431,672,754.46</u>	<u>\$ 419,049,979.90</u>

See accompanying notes to financial statements

REPORT OF AUDIT

FINANCIAL SECTION

Payroll Agency Fund Financial Statements

County of Hudson
2013

**COUNTY OF HUDSON
PAYROLL AGENCY FUND
AS OF DECEMBER 31, 2013 AND 2012**

COMPARATIVE BALANCE SHEET - REGULATORY BASIS

	<u>Ref.</u>	<u>2013</u>	<u>2012</u>
<u>Assets</u>			
Cash	F-1	<u>\$ 1,196,050.65</u>	<u>\$ 1,278,699.15</u>
Total Assets		<u><u>\$ 1,196,050.65</u></u>	<u><u>\$ 1,278,699.15</u></u>
<u>Reserves</u>			
Payroll Withholding and Other Payables	F-2	<u>\$ 1,196,050.65</u>	<u>\$ 1,278,699.15</u>
Total Reserves		<u><u>\$ 1,196,050.65</u></u>	<u><u>\$ 1,278,699.15</u></u>

See accompanying notes to financial statements

REPORT OF AUDIT

FINANCIAL SECTION

Notes to Financial Statements

County of Hudson
2013

**COUNTY OF HUDSON
NOTES TO FINANCIAL STATEMENTS**

DECEMBER 31, 2013 AND 2012

NOTE A. SUMMARY OF SIGNIFICANT ACCOUNTING POLICIES

REPORTING ENTITY

The County of Hudson, New Jersey (the “County”) is located in the State of New Jersey. The County functions independently through a county executive plan form of government pursuant to New Jersey Statutes Annotated (N.J.S.A.) Title 40, Chapter 41A. The governing body consists of a county executive, elected to a four year term, and a board of nine freeholders, who are elected to concurrent three year terms. The purpose of the County is to provide general county services and conduct general county affairs, as provided for by the County’s various departments, offices, agencies and programs. The County also has certain oversight responsibilities towards local governments that are located within the County’s geographical boundaries, including its twelve municipalities.

The financial statements of the County include every board, body, officer or commission supported and maintained wholly or in part by funds appropriated by the County, as required by N.J.S.A. 40A:5-5. Governmental Accounting Standards Board (“GASB”) establishes criteria to be used to determine which component units should be included in the financial statements of the primary government (the County). The State of New Jersey, Department of Community Affairs, Division of Local Government Services, (the “Division”) requires the financial statements of the County to be reported separately from its component units. If the provisions of GASB had been complied with, the County Welfare Agency would be included as a blended unit and the following component units would have been discretely presented with the financial statements of the County:

Hudson County Community College	Hudson County Schools of Technology
Hudson County Improvement Authority	

Audit reports of the component units are available at the offices of each of the respective component units.

BASIS OF PRESENTATION

GASB is the accepted standard-setting body for establishing governmental accounting and financial reporting principles. GASB codification establishes three fund categories to be used by general purpose governmental units when reporting financial position and results of operations in accordance with accounting principles generally accepted in the United States of America (GAAP).

**COUNTY OF HUDSON
NOTES TO FINANCIAL STATEMENTS**

DECEMBER 31, 2013 AND 2012

NOTE A. SUMMARY OF SIGNIFICANT ACCOUNTING POLICIES (continued)

BASIS OF PRESENTATION (continued)

The financial statements of the County have been prepared in conformity with accounting principles and practices prescribed by the Division, which differ from GAAP. Such principles and practices prescribed by the Division are designed primarily for determining compliance with legal provisions and budgetary restrictions and as a means of reporting on the stewardship of public officials with respect to public funds. Under this method of accounting, the County accounts for its financial transactions through the following separate funds and account group, which differ from the fund structure required by GAAP.

Current Fund – This is the general fund of the County and is used to record income and expenditures of a general operating nature.

Federal and State Grant Fund – This fund is used to account for activity of the majority of the grants received by the County, including grant receivables and their related receipts and expenditures against related grant reserves. Grants recorded here must also be included in the County operating budget.

Trust Funds – This fund is used to account for receipts, custodianship and disbursement of dedicated revenues in accordance with the purpose for which each reserve was created, subject to available cash in each individual trust fund reserve established pursuant to N.J.S.A. 40A:4-39 and other applicable state statutes.

General Capital Fund – This fund is used to account for the receipt and disbursement of funds for the acquisition of general capital facilities, other than those acquired in the Current Fund or other funds. Also included in this fund are bonds and notes payable offset by deferred charges to future taxation.

Affordable Housing Utility Operating and Capital Fund – This fund is used to account for the operations and acquisition of capital facilities of the County-owned Affordable Housing Utility. The Operating Utility records revenues and expenditures applicable to the general operation of the program to create additional affordable housing in the County. The Capital Utility is used to account for financial resources used to provide loans to create affordable housing within the County.

Payroll Agency Fund – This fund is used to accumulate and pay employee salary and wages and payroll deductions to proper agencies.

General Fixed Assets – This is not a separate fund type, but an “account group” used to account for all fixed assets of the County.

**COUNTY OF HUDSON
NOTES TO FINANCIAL STATEMENTS**

DECEMBER 31, 2013 AND 2012

NOTE A. SUMMARY OF SIGNIFICANT ACCOUNTING POLICIES (continued)

BASIS OF PRESENTATION (continued)

The accounts of the County are maintained in accordance with the Division's principles of fund accounting to ensure observance of limitations and restrictions on the resources available. The Division's principles of fund accounting require that resources be classified for accounting and reporting purposes into funds in accordance with activities or objectives specified for the resources. The operations of each fund are accounted for with a separate set of self-balancing accounts that comprise its assets, liabilities, fund equity, revenues and expenditures. Resources are allocated to and accounted for in individual funds based upon the purposes for which they are to be spent and the means by which spending activities are controlled. The General Fixed Assets account group, on the other hand, is a financial reporting device designed to provide accountability for certain fixed assets and the investment in those fixed assets that are not recorded in the funds because they do not directly affect net expendable available financial resources.

BASIS OF ACCOUNTING

The County prepares its financial statements on a basis of accounting prescribed by the Division that demonstrates compliance with a modified accrual basis and the budget laws of the State of New Jersey, which is a comprehensive basis of accounting other than accounting principles generally accepted in the United States of America. The current financial resource focus and modified accrual basis of accounting is generally followed with significant exceptions which are explained as follows:

Revenues – Revenues are realized when received in cash except for certain amounts which are due from other governmental units. Receipts from Federal revenue sharing funds and other Federal and State grants are realized as revenue when anticipated in the budget. Receivables for property taxes assessed to the municipalities within the County, as well as any amounts added or omitted and other amounts due to the County, are recorded with offsetting reserves on the balance sheet of the Current Fund. Such amounts are not recorded as revenue until collected. Accordingly, no provision has been made to estimate that portion of receivables that are uncollectible. GAAP requires revenues to be recognized in the accounting period when they become measurable and available and in certain instances reduced by an allowance for doubtful accounts.

**COUNTY OF HUDSON
NOTES TO FINANCIAL STATEMENTS**

DECEMBER 31, 2013 AND 2012

NOTE A. SUMMARY OF SIGNIFICANT ACCOUNTING POLICIES (continued)

BASIS OF ACCOUNTING (continued)

Expenditures – Expenditures are recorded on the “budgetary” basis of accounting. Generally, expenditures are recorded when an amount is encumbered for goods or services through the issuance of a purchase order in conjunction with the encumbrance accounting system. Appropriation reserves covering unexpended appropriation balances are automatically created at the end of each year and recorded as liabilities, except for amounts which may be canceled by the governing body. Appropriations for principal and interest payments on general capital and utility indebtedness are provided on the cash basis. GAAP requires expenditures in the current (or general) fund to be recognized in the accounting period in which the fund liability is incurred, if measurable, except for un-matured interest on general long-term debt, which should be recognized when due.

Encumbrances – Encumbrances are contractual orders outstanding at year end reported as expenditures through the establishment of an encumbrance payable. Outstanding encumbrances at year end are reported as a cash liability in the financial statements. Encumbrances do not constitute expenditures under GAAP.

Appropriation Reserves – Appropriation Reserves are available until lapsed at the close of the succeeding year to meet specific claims, commitments or contracts incurred during the preceding fiscal year. Transfers are allowed between certain line items during the first three months of the fiscal year. Lapsed appropriation reserves are recorded as other credits to income. Appropriation Reserves do not exist under GAAP.

Interfunds – Advances from the Current Fund are reported as interfunds receivable with offsetting reserves which are created by charges to operations. Income is recognized in the year the receivables are liquidated. Interfunds receivable in other funds are not offset by reserves. GAAP does not require the establishment of an offsetting reserve.

Inventories of Supplies – The costs of inventories of supplies for all funds are recorded as expenditures at the time individual items are purchased. The costs of inventories are not included on the various balance sheets. GAAP requires the cost of inventories to be reported as a current asset and equally offset by a fund balance reserve.

**COUNTY OF HUDSON
NOTES TO FINANCIAL STATEMENTS**

DECEMBER 31, 2013 AND 2012

NOTE A. SUMMARY OF SIGNIFICANT ACCOUNTING POLICIES (continued)

BASIS OF ACCOUNTING (continued)

Deferred Charges to Future Taxation, Funded and Unfunded - Upon the authorization of capital projects, the County establishes deferred charges for the costs of the capital projects to be raised by future taxation. Funded deferred charges relate to permanent debt issued, whereas unfunded deferred charges relate to temporary or non-funding of the authorized cost of capital projects. Annually, the County raises the debt requirements for that particular year in the Current Fund budget. As the funds are raised by taxation, the deferred charges are reduced. GAAP does not require the establishment of deferred charges to future taxation.

Compensated Absences and Post-Employment Benefits - Compensated absences for vacation, sick leave and other compensated absences are recorded and provided for in the annual budget in the year in which they are paid, on a pay-as-you-go basis. Likewise, no accrual is made for post-employment benefits, if any, which are also funded on a pay-as-you-go basis. GAAP requires that the amount that would normally be liquidated with expendable financial resources to be recorded as an expenditure in the operating funds and the remaining obligations be recorded as long-term obligations.

Improvement Authorizations – Improvement Authorizations in the general capital fund represent the unexpended balance of an ordinance appropriation and is similar to the unexpended portion of the budget in the current fund. GAAP does not recognize these amounts as liabilities.

General Fixed Assets - Accounting for Governmental Fixed Assets as promulgated by the Division differs in certain respects from GAAP, and requires the inclusion of a statement of general fixed assets as part of the County's basic financial statements.

Fixed assets used in governmental operations (general fixed assets) are accounted for in an account group identified as "General Fixed Assets" and are not included within the records of any fund types. Purchases from these funds for fixed assets are recorded as expenditures within the fund. Public domain ("infrastructure") general fixed assets consisting of certain improvements other than improvements to buildings, such as improvements to roads, bridges, curbs and gutters, streets and sidewalks and drainage systems are not capitalized.

All fixed assets, except land, are valued at historical cost or estimated historical cost if actual historical cost is not available. Expenditures for construction in progress are recorded in the Capital Fund against authorizations under which the project was approved until such time as the construction is completed and put into operations.

**COUNTY OF HUDSON
NOTES TO FINANCIAL STATEMENTS**

DECEMBER 31, 2013 AND 2012

NOTE A. SUMMARY OF SIGNIFICANT ACCOUNTING POLICIES (continued)

BASIS OF ACCOUNTING (continued)

The County is required to maintain a subsidiary ledger of detailed records of fixed assets and to provide property management standards to control fixed assets. The Division sets a maximum policy for defining general fixed assets as non-expendable personal property having a physical existence, a useful life of more than five years and an acquisition cost of \$5,000 or more per unit. However, policies and procedures of the County define general fixed assets as non-expendable personal property having a physical existence, a useful life of more than one year and an acquisition cost of \$1,000 or more per unit.

No depreciation has been provided for in the financial statements. Fixed assets acquired through grants in aid or contributed capital have not been accounted for separately.

Accounting for utility fund property and equipment purchased by the Affordable Housing Utility Fund are recorded in the capital account at cost and are adjusted for disposition and abandonment. The amounts shown do not purport to represent reproduction costs or current value. The utility does not record depreciation on fixed assets.

GAAP requires the recording of infrastructure assets and requires capital assets be depreciated over their estimated useful life unless they are either inexhaustible or are infrastructure assets reported using the modified approach.

Use of Estimates - The preparation of financial statements requires management to make estimates and assumptions that affect: the reported amounts of assets and liabilities, disclosure of contingent assets and liabilities at the date of the financial statements and the reported amounts of revenues and expenses during the reporting period. Actual results could differ from these estimates.

Cash and Investments - New Jersey governmental units are required to deposit public funds in a public depository. Public depositories are defined by statutes as any State or federally chartered bank, savings bank or an association located in New Jersey or a state or federally chartered bank, savings bank or an association located in another state with a branch office in New Jersey, the deposits of which are insured by the Federal Deposit Insurance Corporation (FDIC) and which receives or holds public funds on deposit. N.J.S.A. 40A:5-15.1 provides a list of securities which may be purchased by New Jersey municipal units.

**COUNTY OF HUDSON
NOTES TO FINANCIAL STATEMENTS**

DECEMBER 31, 2013 AND 2012

NOTE A. SUMMARY OF SIGNIFICANT ACCOUNTING POLICIES (continued)

BASIS OF ACCOUNTING (continued)

The County is also required to annually adopt a cash management plan and to deposit or invest its funds pursuant to the cash management plan. The cash management plan adopted by the County requires it to deposit funds as permitted in N.J.S.A 40:5-15.1, so long as the funds are deposited in public depositories protected from loss under the provisions of the Governmental Unit Deposit Protection Act (GUDPA). GUDPA was enacted in 1970 to protect governmental units from a loss of funds on deposit with a failed banking institution in New Jersey and requires all public depositories pledge collateral, having a market value of five percent of the average daily balance of collected public funds, to secure the deposits of governmental units. If a public depository fails, the collateral it has pledged, plus the collateral of all other public depositories in the collateral pool, is available to pay the full amount of their deposits to the governmental units.

In 2009, legislation revised GUDPA to provide higher levels of security and oversight. Among the increased protections and oversight, the revised GUDPA ensures a common level of deposit risk by each bank choosing to accept local government deposits, requires banks to fully collateralize deposits over \$200 million, implements enforcement protocol which allows the Department of Banking and Insurance to institute risk-based collateral requirements promptly when a bank shows signs of stress, provides enhanced oversight by the Department of banking and insurance and permits GUDPA certificates to be provided through an online system.

Cash Equivalents include certificate of deposits with a maturity date of less than three (3) months.

Also see Note B - Cash and Cash Equivalents.

Budgets and Budgetary Accounting - An annual budget is required to be adopted and integrated into the accounting system to provide budgetary control over revenues and expenditures. Budget amounts presented in the accompanying financial statements represent amounts adopted by the County and approved by the Division in accordance with the Local Budget Law. Budgets are adopted on the same basis of accounting utilized for the preparation of the County's financial statements. The budgetary requirements herein outlined are applicable to only the Current and Affordable Housing Utility Operating Funds, and not the Trust, Capital Fund, Affordable Housing Utility Capital Fund or the General Fixed Assets account group. However, statutes require the County to adopt annually a six-year capital plan. This plan allows the governing body to expend or incur obligations for capital purposes only. Such projects under the plan must be adopted through capital ordinance.

**COUNTY OF HUDSON
NOTES TO FINANCIAL STATEMENTS**

DECEMBER 31, 2013 AND 2012

NOTE A. SUMMARY OF SIGNIFICANT ACCOUNTING POLICIES (continued)

BASIS OF ACCOUNTING (continued)

The County must adhere to procedures for adoption of its annual budget as established by the Division. These procedures include statutory deadlines of: January 26 for introduction and approval and February 25 for adoption. These dates are subject to extension by the Division by approval of the Local Finance Board. Appropriations within the adopted budget cannot be modified until the final two months of the year at which time transfers between certain line items are allowed. Under certain circumstances emergency authorizations and insertions of items of revenue and appropriation are allowed by authorization of the governing body, subject to approval of the Division.

The County must prepare its budgets in compliance with applicable laws capping the amounts by which both the budgeted appropriations and tax levy can be increased. A description of both "CAPS" follows:

1977 Appropriation "CAP": The 1977 Appropriation Cap is calculated using the formulas and provisions of N.J.S.A. 40A:4-45.1 through 4-45.43a. The law was originally adopted in 1976 and was most recently amended in 2003. Under this law, the County is permitted to increase its overall appropriations (with certain exceptions) by 2.5% or the "cost of living adjustment" (COLA), whichever is less. The COLA is calculated based on the traditional federal government inflation calculation. The County can, when the COLA is less than or equal to 2.5%, increase its allowable inside-the-cap spending to one percentage point greater than the COLA, up to a maximum of 3.5%, upon passage of a COLA Rate Resolution.

2010 Levy "CAP": The 2010 Levy Cap is calculated using the formulas and provisions of N.J.S.A. 40A:4-45.44 through 45.47. It establishes limits on the increase in the total County amount to be raised by taxation (tax levy). The core of the levy cap formula is a 2% increase to the previous year's amount to be raised by taxation, net of any applicable cap base adjustments and emergency or special emergency appropriations.

Sale of Municipal Assets - The proceeds of the sale of County assets can be held until made available through a future budget appropriation. GAAP requires such proceeds to be recorded as revenue in the year of sale.

Long-Term Obligations - General long-term debt is recognized as a liability of the General Capital Fund for the full amount. The County's utility long-term debt is recognized as a liability of the Affordable Housing Utility Capital Fund for the full amount.

**COUNTY OF HUDSON
NOTES TO FINANCIAL STATEMENTS**

DECEMBER 31, 2013 AND 2012

NOTE A. SUMMARY OF SIGNIFICANT ACCOUNTING POLICIES (continued)

BASIS OF ACCOUNTING (continued)

Reserves (Other than Reserve for Receivables) - Reserves, other than reserve for receivables are considered as liabilities, and not as a reservation of fund balance.

Reserve for Receivables and Other Assets – Receivables of the County, with the exception of certain intergovernmental receivables, are offset on the balance sheet with a credit that is created to preserve the revenue recognition basis required by the Division’s accounting principles. The reserve delays the recognition of these revenues until they are received in cash.

Advertising Costs - Advertising costs are charged against the appropriate budget line as they occur. The County does not engage in direct-response advertising.

Fund Balance - Fund equity represented on the financial statements consists solely of Fund Balance, which is not further categorized with respect to reservations (portions of fund equity not available for appropriation for expenditure or legally segregated for a specific future use) or designations (plans for future use of financial resources)

BASIC FINANCIAL STATEMENTS

The GASB Codification also requires the financial statements of a governmental unit presented in the general purpose financial statements to be in accordance with GAAP. The County presents the financial statements listed in the table of contents which are required by the Division and which differ from the financial statements required by GAAP.

Comparative Data - Comparative data for the prior year has been presented in the accompanying balance sheets and statements of operations in order to provide an understanding of changes in the County’s financial position and operations. Comparative data is not presented in all statements because their inclusion would make certain statements unduly complex and difficult to understand.

Reclassifications – Certain reclassifications have been made to the prior year financial statement presentation to correspond to the current year’s format. These reclassifications had no effect on fund balance and changes in fund balance.

Reconciliation of Accounting Basis – As described throughout Note A, substantial differences exist between GAAP and the basis prescribed by the Division. Reconciliation between the two would not be meaningful or informative and therefore is not provided herein.

**COUNTY OF HUDSON
NOTES TO FINANCIAL STATEMENTS**

DECEMBER 31, 2013 AND 2012

NOTE B. CASH AND CASH EQUIVALENTS

DEPOSITS

All cash and cash equivalents on deposit as of the years ended December 31, 2013 and 2012 are partially insured by the FDIC up to \$250,000 for each depository. Deposits in excess of FDIC limits, as noted below, are entirely insured or collateralized by a collateral pool maintained by public depositories as required by GUDPA (see Note A - Cash and Investments) or are on deposit with the New Jersey Asset and Rebate Management Program (NJARM) and New Jersey Educational Facilities Authority (NJEFA).

Custodial Credit Risk - Custodial credit risk is the risk that, in the event of a bank failure, the County will not be able to recover deposits or collateral securities that are in the possession of an outside party. The County does not have a deposit policy for custodial credit risk. Deposits are exposed to custodial credit risk if they are not covered by depository insurance and the deposits are:

- a. Uncollateralized.
- b. Collateralized with securities held by the pledging financial institution.
- c. Collateralized with securities held by the pledging financial institution's trust department or agent but not in the County's name.

As of December 31, 2013, 89% of the County's deposits were with one financial institution, 8% with another and the remaining 3% with four others. At December 31, 2013, the County's deposits are summarized as follows:

Insured - FDIC	\$ 1,000,000.00
Insured - GUDPA	196,319,791.20
NJEFA Trustee	89.89
NJ Asset and Rebate Management Program	<u>1,858,738.59</u>
	<u>\$ 199,178,619.68</u>

Under GUDPA, financial institutions are not required to pledge collateral for amounts covered by FDIC insurance.

Foreign Currency Risk - Foreign currency risk is the risk that changes in exchange rates will adversely affect deposits. None of the County's deposits as of December 31, 2013 are held in foreign currency.

**COUNTY OF HUDSON
NOTES TO FINANCIAL STATEMENTS**

DECEMBER 31, 2013 AND 2012

NOTE B. CASH AND CASH EQUIVALENTS (continued)

INVESTMENTS

New Jersey statutes permit the County to purchase the following types of securities when authorized by the cash management plan (described in note A):

- Bonds or other obligations of the United States of America or obligations guaranteed by the United States of America.
- Government money market mutual funds.
- Any obligation that a federal agency or a federal instrumentality has issued in accordance with an act of Congress, which security has a maturity date not greater than 397 days from the date of purchase, provided that such obligation bears a fixed rate of interest not dependent on any index or other external factor.
- Bonds or other obligations of the local unit or bonds or other obligations of school districts of which the local unit is a part or within which the school district is located.
- Bonds or other obligations having a maturity date not more than 397 days from the date of purchase, approved by the Division of Investment of the Department of the Treasury for investment by local units.
- Local government investment pools.
- Deposits with the State of New Jersey Cash Management Fund.
- Agreements for the repurchase of fully collateralized securities if (a) the underlying securities are permitted investments pursuant to the first and third bullets of this section, (b) the custody of collateral is transferred to a third party, (c) the maturity of the agreement is not more than 30 days, (d) the underlying securities are purchased through a public depository and (e) a master repurchase agreement providing for the custody and security of collateral is executed.

Custodial Credit Risk - In the case of investments, custodial credit risk is the risk that, in the event of failure of the counterparty, the County will not be able to recover the value of its investments or collateral securities in the possession of an outside party. Investments are exposed to custodial credit risk if they are uninsured, are not registered in the County's name and are held by either the counterparty or its trust department or agent, but not in the County's name.

Foreign Currency Risk - Investments are also exposed to the same foreign currency risk as deposits. It is the risk that changes in exchange rates will adversely affect investments. The County does not have any investments denominated in foreign currency as of December 31, 2013.

**COUNTY OF HUDSON
NOTES TO FINANCIAL STATEMENTS**

DECEMBER 31, 2013 AND 2012

NOTE B. CASH AND CASH EQUIVALENTS (continued)

INVESTMENTS (continued)

Interest Rate Risk – Interest rate risk is the risk that changes in interest rates will adversely affect the fair value of an investment. The County does not have a formal investment policy that limits investment maturities as a means of managing its exposure to fair value losses arising from increasing interest rates.

Credit Risk – Credit risk is the risk that an issuer or other counterparty to an investment will not fulfill its obligations. The County does not have an investment policy regarding the management of credit risk.

Concentration of Credit Risk - The County places no formal limit on the amount it may invest in any one issuer. New Jersey Statutes limit municipal investments to those specified and summarily identified in the first paragraph of the “Investments” section of this note. Currently, the County’s only investments consist of deposits in the MBIA Government Investment Pool, the NJARM Program and the NJEFA Fund, all of which are classified as Government Investment Pools.

Investment Type	Fair Value*	Investment Maturities (in Years)			
		< 1	1 - 5	6 - 10	> 10
Government Investment Pools	\$ 1,858,828.48	\$ 1,858,828.48	\$ -	\$ -	\$ -

*Short-term investments are carried at cost, which approximates fair value.

Municipal Investors Service Corporation (“MBIA”) - The State of New Jersey provides oversight for this government investment pool and all securities purchased by MBIA are in compliance with New Jersey State Statutes and are held in a third party custody account. MBIA uses the amortized cost method of reporting investments. The County does not own specific, identifiable securities, but instead has a net realizable interest in the joint value of the pool. As of December 31, 2013 and 2012, the County had a balance of \$-0- and \$2,870,991.91, respectively, in the MBIA Government Investment Pool.

The New Jersey Asset and Rebate Management Program (“NJARM”) – This is a financial organization created exclusively for New Jersey local governments. The Program was designed to help achieve excellence in the governmental unit’s investment program. Created as a joint investment trust under the Interlocal Services Act, NJARM provides participants with investment and arbitrage compliance services for both bond proceeds and general operating funds. As of December 31, 2013 and 2012, the County had balances \$1,858,738.59 and \$1,858,357.77, respectively, in the NJARM Program government investment pool.

**COUNTY OF HUDSON
NOTES TO FINANCIAL STATEMENTS**

DECEMBER 31, 2013 AND 2012

NOTE B. CASH AND CASH EQUIVALENTS (continued)

INVESTMENTS (continued)

The New Jersey Education Facilities Authority (“NJEFA”) – This government investment pool holds funds as a Trustee in the Bank of New York. Proceeds of these funds are used in the general capital fund to fund improvement authorizations for various projects at Hudson County Community College. As of December 31, 2013 and 2012, the County had a balance of \$89.89 and \$72.50, respectively, in the NJEFA Fund.

NOTE C. PROPERTY TAXES RECEIVABLE AND PROPERTY TAX CALENDAR

Property taxes are collected and remitted quarterly to the County by the County’s twelve municipalities. Each municipality is responsible for enforcing collection from individual taxpayers, and is required to remit to the County the full amount of the County portion of the municipality’s total tax levy. The County portion includes County purpose taxes and County Open space taxes. Property taxes receivable for County purpose taxes are recorded in the Current Fund, while County Open Space Taxes are recorded in the Trust Fund, as each municipality’s semiannual tax levy billing is approved. In addition, the County’s share of taxes for any added and omitted assessments throughout the year for each municipality is recorded by the County as taxes receivable in the Current Fund.

Property tax bills are to be mailed by the municipality on or before June 14 and December 1. If the municipality is unable to mail bills by these dates, it has until June 30 and December 31 to mail estimated bills for the respective initial mailing dates. The June 14/30 bill is due from the taxpayer to the municipality in two quarterly installments on August 1 and November 1. The municipality is then required to remit the County taxes to the County on August 15 and November 15. The December 1/31 bill is due from the taxpayer to the municipality in two quarterly installments on February 1 and May 1. The municipality is then required to remit the County taxes to the County on February 15 and May 15. For added/omitted taxes, the municipality is to mail the bill on or before October 25. The due date for the taxpayer to pay the municipality is November 1. The municipality is then required to remit the County taxes on added/omitted assessments by February 15.

As of December 31, 2013 and 2012, the County had added/omitted taxes receivable of \$2,321,594.15 and \$2,915,918.94, respectively.

**COUNTY OF HUDSON
NOTES TO FINANCIAL STATEMENTS**

DECEMBER 31, 2013 AND 2012

NOTE D. COUNTY DEBT

SUMMARY OF COUNTY DEBT

The Local Bond Law, N.J.S.A. 40A:2, governs the issuance of bonds to finance general and utility capital expenditures of the County. All bonds are retired in serial installments within the statutory period of usefulness. Bonds issued by the County are backed by the full faith and credit of the County. Bond anticipation notes, which are issued to temporarily finance capital projects, must be paid off within ten years, or be retired by the issuance of bonds.

At December 31, 2013 and 2012 the County's debt is summarized as follows:

	December 31, 2013			Dec. 31, 2012
	Issued	Authorized		Total
		But Not Issued	Total	
Statutory Debt Pursuant to Local Bond Law				
General:				
General and School Improvements	\$ 223,554,000.00	\$ 135,604,701.54	\$ 359,158,701.54	\$ 308,452,724.76
Green Trust Loans	3,949,655.87	-	3,949,655.87	2,947,684.93
Bond Anticipation Notes	<u>93,985,000.00</u>	<u>-</u>	<u>93,985,000.00</u>	<u>125,700,000.00</u>
Total Gross Statutory Debt Issued	321,488,655.87	135,604,701.54	457,093,357.41	437,100,409.69
Debt of HCIA Guaranteed by County	<u>510,637,265.00</u>	<u>-</u>	<u>510,637,265.00</u>	<u>554,500,000.00</u>
Gross Statutory Debt	<u>832,125,920.87</u>	<u>135,604,701.54</u>	<u>967,730,622.41</u>	<u>991,600,409.69</u>
Less Statutory Deductions to Debt Limit:				
Debt of HCIA Guaranteed by County	510,637,265.00	-	510,637,265.00	554,500,000.00
Funds in Hand for Payment of Debt				
Capital Fund: Reserve for Payment of Bonds	2,117,805.50	-	2,117,805.50	84,578.20
Current Fund: Reserve for Payment of Notes	-	-	-	443,306.00
Trust Fund: Open Space Trust Fund	8,034,000.00	390.00	8,034,390.00	8,804,390.00
Merrill Lynch Delegation Agreement	8,700,000.00	-	8,700,000.00	9,350,000.00
NJSA 18A:64A-22.1 to 22.8 - County Colleges	<u>30,466,500.00</u>	<u>-</u>	<u>30,466,500.00</u>	<u>38,796,631.60</u>
	<u>559,955,570.50</u>	<u>390.00</u>	<u>559,955,960.50</u>	<u>611,978,905.80</u>
Net Statutory Debt	<u>\$ 272,170,350.37</u>	<u>\$ 135,604,311.54</u>	<u>\$ 407,774,661.91</u>	<u>\$ 379,621,503.89</u>

The County's long-term debt is summarized below.

	Balance Dec. 31, 2012	(1) New Issues	Retirements	Balance Dec. 31, 2013	Due by Dec. 31, 2014
General Serial Bonds	\$ 198,199,000.00	\$ 38,840,000.00	\$ 13,485,000.00	\$ 223,554,000.00	\$ 15,750,000.00
Green Acres Loans	<u>2,947,684.93</u>	<u>1,150,000.00</u>	<u>148,029.06</u>	<u>3,949,655.87</u>	<u>247,658.22</u>
	<u>\$ 201,146,684.93</u>	<u>\$ 39,990,000.00</u>	<u>\$ 13,633,029.06</u>	<u>\$ 227,503,655.87</u>	<u>\$ 15,997,658.22</u>

(1) New issues represent only new debt issued and is shown net of amounts refunded, which are described more fully as follows.

**COUNTY OF HUDSON
NOTES TO FINANCIAL STATEMENTS**

DECEMBER 31, 2013 AND 2012

NOTE D. COUNTY DEBT (continued)

Debt Refunding

County College Refunding Bonds, Series 2013 - During the year ended December 31, 2013, the County issued \$5,765,000 of bonds for the purpose of refunding the entire outstanding amount of the Community College Bonds issued July 15, 2003 in the original amount of \$15,200,000 providing for improvements to Hudson County Community College.

Koppers Site Refinance Completion Project, County Secured Revenue Bonds, Series 2013 - During the year ended December 31, 2013, the County issued \$19,880,000 of bonds for the purpose of refunding a portion of the outstanding amount of bond anticipation notes of the County issued May 1, 2012 and maturing May 1, 2013 providing for the acquisition of land in Kearny referred to as the Koppers Site. There entire issue of \$19,880,000 was for the purposes of refunding the bond anticipation notes.

Other Refundings - The County also renewed Bond Anticipation Notes, the proceeds of which were used to pay the principal of the maturing notes, less statutory minimum payments. Bond Anticipation Notes are more fully discussed herein.

School Bond Reserve Act

Certain bonds of the County issued as Vocational School Bonds are additionally secured and are entitled to the benefits of the New Jersey School Bond Reserve Act, chapter 72 of the Laws of New Jersey of 1980. If the County is unable to make payment of principal of or interest on any of its bonds issued for school purposes, the trustees of the Fund for the Support of Free Public School of the State of New Jersey will purchase such bonds at par value and will pay to the bondholders the interest due or to become due within the limits of funds available in the reserve account in accordance with the provisions of the School Bond Reserve Act. Any such payment of interest or purchase price of school bonds paid on behalf of the County pursuant to this Act shall be deducted from the appropriation for apportionment of State Aid. Included in the County's "General Serial and Term Bonds Payable" as of December 31, 2013 and 2012 are Vocational School Bonds additionally secured under the School Bond Reserve Act of \$36,095,000 and \$28,600,000, respectively.

**COUNTY OF HUDSON
NOTES TO FINANCIAL STATEMENTS**

DECEMBER 31, 2013 AND 2012

NOTE D. COUNTY DEBT (continued)

County College Bond Act

The County has issued County Community College Bonds which qualify under the County College Bond Act, chapter 12 of the Laws of New Jersey of 1971, as amended. In accordance with this act, the County has received notification from the State Treasurer that the State will provide support for a proportionate share of the principal and interest when due. Such support will be made to the County, upon the Count’s certification of amounts due, on or before the dates when such bonds are payable by the County. During the years ended December 31, 2013 and 2012, the County recognized \$3,417,580.50 and \$3,126,185.00, respectively, as ‘State Aid – County College Bond’ revenues pursuant to this act.

Included in the County’s “General Serial and Term Bonds Payable” as of December 31, 2013 and 2012 are Hudson County Community College Bonds additionally secured under the County College Bond Act of \$69,138,000 and \$64,528,000, respectively.

BONDS PAYABLE

General Serial and Term Bonds Payable

The County has outstanding at December 31, 2013 various general serial and term bonds. The following table summarizes the 2013 activity and short term principal liability of the County’s Vocational School Bonds, Community College Bonds and Pension Refunding Bonds in addition to General Improvement and Refunding Bonds.

Description	Summary of General Serial and Term Bonds Activity			Balance Dec. 31, 2013	Due by Dec. 31, 2014
	Balance	Increase	Decrease		
	Dec. 31, 2012				
Merrill Lynch Refunding Bonds issued April 17, 1991 for \$10,000,000 maturing annually from 2012 through 2026 bearing variable interest rates	\$ 9,350,000.00	\$ -	\$ 650,000.00	\$ 8,700,000.00	\$ 650,000.00
County Community College Bonds issued September 1, 1999 for \$7,625,000 maturing annually through 2014 bearing interest rates of 4.75% to 5.65%	1,360,000.00	-	675,000.00	685,000.00	685,000.00
County Community College Bonds issued September 1, 1999 for \$2,000,000 maturing annually through 2014 bearing interest rates of 4.75% to 5.65%	355,000.00	-	175,000.00	180,000.00	180,000.00

**COUNTY OF HUDSON
NOTES TO FINANCIAL STATEMENTS**

DECEMBER 31, 2013 AND 2012

NOTE D. COUNTY DEBT (continued)

BONDS PAYABLE (continued)

Summary of General Serial and Term Bonds Activity - continued

Description	Balance Dec. 31, 2012	Increase	Decrease	Balance Dec. 31, 2013	Due by Dec. 31, 2014
General Obligation Pension Refunding Bonds issued March 15, 2003 for \$5,040,000 maturing March 15, 2013, mandatory sinking fund redemption annually through March 15, 2013 bearing rates of 2.50% to 4.80%	\$ 485,000.00	\$ -	\$ 485,000.00	\$ -	\$ -
County Community College Bonds issued July 15, 2003 for \$15,200,000 maturing annually through 2018 bearing interest rates of 4.00% to 4.25%.	7,200,000.00	-	7,200,000.00	-	-
General Improvement Bonds issued September 12, 2006 for \$27,925,000 maturing annually through 2026 bearing interest rates of 4.00% to 4.25%	34,947,000.00	-	2,555,000.00	32,392,000.00	2,930,000.00
Vocational School Bonds issued September 11, 2006 for \$27,925,000 maturing annually through 2026 bearing interest rates of 4.00% to 4.25%	26,085,000.00	-	1,020,000.00	25,065,000.00	1,205,000.00
County Community College Bonds issued September 12, 2006 for \$25,000,000 maturing annually through 2021 bearing interest rates of 4.00% to 4.25%	17,005,000.00	-	1,575,000.00	15,430,000.00	1,640,000.00
Open Space Bonds issued September 12, 2006 for \$4,723,000 maturing annually through 2016 bearing interest rates of 4.00% to 4.25%	2,533,000.00	-	595,000.00	1,938,000.00	620,000.00
County Community College Bonds issued January 28, 2010 for \$32,353,000 maturing annually through 2030 bearing interest rates of 3.00% to 4.00%	30,108,000.00	-	1,370,000.00	28,738,000.00	1,400,000.00

**COUNTY OF HUDSON
NOTES TO FINANCIAL STATEMENTS**

DECEMBER 31, 2013 AND 2012

NOTE D. COUNTY DEBT (continued)

BONDS PAYABLE (continued)

Summary of General Serial and Term Bonds Activity - continued

Description	Balance Dec. 31, 2012	Increase	Decrease	Balance Dec. 31, 2013	Due by Dec. 31, 2014
Recovery Zone Economic Development Bonds issued December 22, 2010 for \$20,700,000 maturing annually through 2030 bearing interest rates of 1.704% to 6.928%	\$ 20,300,000.00	\$ -	\$ 200,000.00	\$ 20,100,000.00	\$ 200,000.00
Open Space Bonds issued July 13, 2011 for \$6,446,000 maturing annually through 2036 bearing interest rates of 3.00% to 4.625%	6,271,000.00	-	175,000.00	6,096,000.00	180,000.00
General Improvement Refunding Bonds issued April 26, 2011 for \$15,200,000 maturing annually through 2021 bearing interest rates of 2.00% to 5.00%	13,995,000.00	-	1,240,000.00	12,755,000.00	1,300,000.00
Vocational School Refunding Bonds issued April 26, 2011 for \$2,740,000 maturing annually through 2021 bearing interest rates of 2.00% to 5.00%	2,515,000.00	-	235,000.00	2,280,000.00	240,000.00
General Improvement Bonds issued June 19, 2012 for \$10,925,000 maturing annually through 2032 bearing interest rates of 2.00% to 3.75%	10,925,000.00	-	315,000.00	10,610,000.00	315,000.00
County Community College Bonds issued June 19, 2012 for \$8,500,000 maturing annually through 2027 bearing interest rates of 2.00% to 3.50%	8,500,000.00	-	350,000.00	8,150,000.00	350,000.00
Koppers Site HCIA Bonds issued May 1, 2012 for \$6,265,000 maturing annually through 2025 bearing an interest rate of 2.50%	6,265,000.00	-	415,000.00	5,850,000.00	425,000.00

**COUNTY OF HUDSON
NOTES TO FINANCIAL STATEMENTS**

DECEMBER 31, 2013 AND 2012

NOTE D. COUNTY DEBT (continued)

BONDS PAYABLE (continued)

Summary of General Serial and Term Bonds Activity - continued					
Description	Balance Dec. 31, 2012	Increase	Decrease	Balance Dec. 31, 2013	Due by Dec. 31, 2014
Koppers Site Refinance Completion Project	\$ -	\$ 19,880,000.00	\$ -	\$ 19,880,000.00	\$ 1,440,000.00
County Secured Revenue Bonds issued May 1, 2013 for \$19,880,000 maturing annually through 2025 bearing an interest rate of 2.50%					
County Vo-Tech Schools Bonds issued June 25, 2013 for \$8,750,000 maturing annually through 2024 bearing interest rates of 3.0% - 4.0%	-	8,750,000.00	-	8,750,000.00	500,000.00
County College Bonds issued June 25, 2013 for \$8,710,000 maturing annually through 2033 bearing interest rates of 3.0% - 4.75%	-	8,710,000.00	-	8,710,000.00	250,000.00
County College Bonds issued June 25, 2013 for \$1,500,000 maturing annually through 2028 bearing interest rates of 3.0% - 4.5%	-	1,500,000.00	-	1,500,000.00	70,000.00
County College Refunding Bonds issued May 9, 2013 for \$5,765,000 maturing annually through 2018 bearing interest rates of 3.0% - 4.0%	-	5,765,000.00	20,000.00	5,745,000.00	1,170,000.00
	<u>\$ 198,199,000.00</u>	<u>\$ 44,605,000.00</u>	<u>\$ 19,250,000.00</u>	<u>\$ 223,554,000.00</u>	<u>\$ 15,750,000.00</u>
Refunded		<u>5,765,000.00</u>	<u>5,765,000.00</u>		
		<u>\$ 38,840,000.00</u>	<u>\$ 13,485,000.00</u>		
Paid by Merrill Lynch Delegation Agreement (1991)			\$ 650,000.00		
Paid directly by the County or County College Bond Act			<u>12,835,000.00</u>		
			<u>\$ 13,485,000.00</u>		

The General Obligation Bonds dated March 15, 2003, County Vocational-Technical School Bonds dated September 12, 2006, and the General Obligation Recovery Zone Economic Development Bonds dated December 22, 2010 consist partially of term bonds in addition to serial payments. These term bonds are subject to mandatory sinking fund redemption prior to maturity at a redemption price equal to 100% of the principal amount to be redeemed, plus accrued interest thereon to the date fixed for redemption.

**COUNTY OF HUDSON
NOTES TO FINANCIAL STATEMENTS**

DECEMBER 31, 2013 AND 2012

NOTE D. COUNTY DEBT (continued)

BONDS PAYABLE (continued)

The following table represents the sinking fund schedule for each of the term bond payments required.

Schedule of Mandatory Sinking Fund Payments				
	Pension Refunding Bonds Maturing March 15, 2013	Vocational School Bonds Maturing Sept. 1, 2028	Recovery Zone Economic Development Bonds Maturing	
			Dec. 1, 2025	Dec. 1, 2030
2009	\$ 530,000.00	\$ -	\$ -	\$ -
2010	600,000.00	-	-	-
2011	675,000.00	-	-	-
2012	750,000.00	-	-	-
2013	485,000.00	-	-	-
2014-2021	-	-	-	-
2022	-	-	1,400,000.00	-
2023	-	-	1,400,000.00	-
2024	-	-	1,400,000.00	-
2025	-	-	1,400,000.00	-
2026	-	-	-	1,400,000.00
2027	-	2,135,000.00	-	1,400,000.00
2028	-	2,230,000.00	-	1,400,000.00
2029	-	-	-	1,400,000.00
2030	-	-	-	1,400,000.00
Due at Maturity	<u>\$ 3,040,000.00</u>	<u>\$ 4,365,000.00</u>	<u>\$ 5,600,000.00</u>	<u>\$ 7,000,000.00</u>

The following paragraphs further describe the bonds included in the summary of general serial and term bond activity.

Merrill Lynch Refunding Bonds - Merrill Lynch Refunding Bonds, which were issued by the County for \$10,000,000 on April 17, 1991, but under a delegation agreement, the debt service is paid by Merrill Lynch directly to the Hudson County Improvement Authority. Such bonds shall mature serially each July 1, from 2012 through 2025, in the amount of \$650,000 each year. On July 1, 2026, the remaining principal of \$900,000 shall mature. Interest on the bonds is based on a variable rate. Interest is projected on the forgoing schedule on an average interest rate of 2.0%. These bonds had outstanding balances at December 31, 2013 and 2012 of \$8,700,000 and \$9,350,000, respectively.

**COUNTY OF HUDSON
NOTES TO FINANCIAL STATEMENTS**

DECEMBER 31, 2013 AND 2012

NOTE D. COUNTY DEBT (continued)

BONDS PAYABLE (continued)

Pension Refunding Bonds, Series 2003 (Federally Taxable) - The Pension Refunding Bonds were issued under the Early Retirement Refinancing Act, P.L.2002, c.42, which permits the municipalities to issue bonds to fund the cost of retiring the present value of the unfunded accrued liability due and owing for early retirement incentive benefits. In accordance with the law, the County adopted an early retirement incentive program for eligible employees covered by the Police and Fireman's Retirement System and the Public Employees' Retirement System. Issued in 2003 for an original amount of \$5,040,000, these bonds had outstanding balances at December 31, 2013 and 2012 of \$-0- and \$485,000, respectively.

County College Bonds, Series 2003 – These bonds were issued under the County College Bond Act, as previously described, for the purpose of permanently financing various capital improvements and equipment for Hudson County Community College as authorized by Ordinance No. 310-5-2002 adopted on May 23, 2002. Issued in 2003 for an original amount of \$15,200,000, these bonds were refunded during 2013 by the issuance of \$5,765,000 County College Refunding Bonds and had outstanding balances at December 31, 2013 and 2012 of \$-0- and \$7,200,000, respectively.

General Obligations Bonds, Series 2006 – A total issue of \$98,155,000, these bonds consist of:

- General Improvement Bonds issued in the amount of \$39,082,000 for the purpose of permanently financing various capital improvements authorized by Ordinance No. 512-11-000 adopted November 21, 2000 (\$4,500,000 issued herein), Ordinance No. 114-2-2002 adopted February 14, 2002 (\$9,050,000 issued herein), Ordinance No. 228-4-2003 adopted April 10, 2003 (\$6,845,000 issued herein), Ordinance No. 147-4-2004 adopted April 7, 2004 (\$8,815,000 issued herein) and Ordinance No. 155-4-2005 adopted April 14, 2005 (\$9,872,000 issued herein). These bonds had outstanding balances at December 31, 2013 and 2012 of \$32,392,000 and \$34,947,000, respectively.
- County Vocational-Technical Schools Bonds issued in the amount of \$27,925,000 for the purpose of permanently financing various capital improvements to and the acquisition and installation of real property and equipment for Hudson County Schools of Technology, as authorized by Ordinance No. 412-9-2000 adopted September 28, 2000 (\$4,350,000 issued herein), Ordinance No. 305-7-2004 adopted July 8, 2004 (\$6,550,000 issued herein), Ordinance No. 299-7-2005 adopted July 14, 2005 (\$5,075,000 issued herein) and Ordinance No. 269-6-2006 adopted June 22, 2006 (\$11,950,000 issued herein). These bonds, which had outstanding balances at December 31, 2013 and 2012 of \$25,065,000 and \$26,085,000, respectively, were issued under the School Bond Reserve Act, as previously described.

**COUNTY OF HUDSON
NOTES TO FINANCIAL STATEMENTS**

DECEMBER 31, 2013 AND 2012

NOTE D. COUNTY DEBT (continued)

BONDS PAYABLE (continued)

General Serial and Term Bonds Payable (continued)

- County College Bonds issued in the amount of \$25,000,000 under the County College Bond Act, as previously described, for the purpose of permanently financing various capital improvements and equipment for Hudson County Community College as authorized by Ordinance No. 49-2-2006 adopted on February 9, 2006. These bonds had outstanding balances at December 31, 2013 and 2012 of \$15,430,000 and \$17,005,000, respectively.
- County College Bonds issued in the amount of \$1,425,000 for the purpose of permanently financing various projects by and for Hudson County Community College as authorized by Ordinance No. 460-9-1999 adopted on September 9, 1999. These bonds finally matured during the year ended December 31, 2011.
- Open Space Bonds issued in the amount of \$4,723,000 for the purpose of permanently financing various 2005 open space, recreation and historic preservation trust fund capital improvements as authorized by Ordinance No. 447-10-2005 adopted on October 27, 2005. These bonds had outstanding balances at December 31, 2013 and 2012 of \$1,938,000 and \$2,533,000, respectively.

County College Bonds, Series 2010 – These bonds were issued under the County College Bond Act, as previously described, for the purpose of permanently financing various capital projects by and for Hudson County Community College as authorized by Ordinance No. 161-4-2008 adopted on April 10, 2008 (\$30,000,000 issued herein) and Ordinance No. 70-1-2010 adopted on January 28, 2010 (\$2,353,000 issued herein). Issued in 2006 for an original amount of \$32,353,000, these bonds had outstanding balances at December 31, 2013 and 2012 of \$28,738,000 and \$30,108,000, respectively.

County General Obligation Recovery Zone Economic Development Bonds (Federally Taxable) – These bonds were issued to provide funds which will be used by the County to finance the renovation of an existing warehouse building located in Kearny for use by the County as storage space and a Command Center for the County's Office of Emergency Management, storage space and a Command Center for the County Correctional Center and an archive record storage facility for the Hudson County Prosecutor's Office. Funds are also provided herein to pay costs associated with the bonds and capital improvements aforementioned. The County is required to make debt service payments to the HCIA which shall be sufficient to pay the principal of and interest on the bonds when scheduled.

**COUNTY OF HUDSON
NOTES TO FINANCIAL STATEMENTS**

DECEMBER 31, 2013 AND 2012

NOTE D. COUNTY DEBT (continued)

BONDS PAYABLE (continued)

The Bonds are being issued as taxable “Recovery Zone Economic Development Bonds” as authorized by the Recovery Act. By designating the Bonds as “Recovery Zone Economic Development Bonds,” the County, through the HCIA, will receive cash subsidy payments from the United States Treasury equal to 45 percent of the interest payable on the Bonds on each Interest Payment Date.

The subsidies to be received on the bonds are subject certain ongoing requirements that must be met subsequent to the issuance and delivery of the bonds in order for the HCIA or County to continue to receive the cash subsidy payments, including requirements relating to the use and expenditure of proceeds of the bonds. Noncompliance may cause the HCIA or County to be ineligible to continue to receive the cash subsidy payments. The Authority and County have each covenanted in its Tax and Arbitrage Certificate to comply with certain applicable provisions of the Code relating to actions to be taken by the Authority and County, respectively, in respect of the bonds after the issuance thereof to the extent necessary to effect and maintain the receipt of the cash subsidy payments. During the years ended December 31, 2013 and 2012, the County received \$517,722.42 and \$564,149.7, respectively, pursuant to the cash subsidy provided by the United States Treasury. The cumulative subsidy received over the life of the bonds at December 31, 2013 and 2012 are \$1,617,902.34 and \$1,100,179.92, respectively.

Due to the events of sequestration, the aggregate (total Federal) reduction in subsidy payments for these bonds was be 8.7% of the Federal amount budgeted for such payments. The likelihood of potential future sequestration action is unclear, however, should it occur, additional reductions in future subsidy payments are possible.

Issued in 2010 for an original amount of \$20,700,000, these bonds had outstanding balances at December 31, 2013 and 2012 of \$20,100,000 and \$20,300,000, respectively.

Open Space Bonds, Series 2011 – These bonds were issued to provide for the permanent financing of various open space, recreation and historic preservation trust fund capital improvements and the acquisition of real property for the expansion of Berry Lane Park for open space, recreation and historic preservation trust fund capital purposes as authorized by Ordinance No. 534-11-2007 adopted November 20, 2007 (\$5,276,000 issued herein) and Ordinance No. 485-10-2010 (\$1,170,000 issued herein). Issued in 2011 for an original amount of \$6,446,000, these bonds had outstanding balances at December 31, 2013 and 2012 of \$6,096,000 and \$6,271,000, respectively.

**COUNTY OF HUDSON
NOTES TO FINANCIAL STATEMENTS**

DECEMBER 31, 2013 AND 2012

NOTE D. COUNTY DEBT (continued)

BONDS PAYABLE (continued)

General Obligation Refunding Bonds, Series 2011 – During the year ended December 31, 2011, the County issued \$17,940,000 of refunding bonds dated April 26, 2011 consisting of:

- \$15,200,000 General Improvement Refunding Bonds, Series 2011, the proceeds of which refunded the remaining principal balance of \$15,200,000 and interest accrued through November 1, 2011 of the General Improvement Bonds issued on November 1, 2001 in the original amount of \$20,885,000. These bonds had outstanding balances at December 31, 2013 and 2012 of \$12,755,000 and \$13,995,000, respectively.
- \$2,740,000 Vocational School Refunding Bonds (NJ School Bond Reserve Act, 1980 NJ Laws C. 72, as amended), Series 2011, the proceeds of which refunded the remaining principal balance of \$2,740,000 and interest accrued through November 1, 2011 of the Vocational School Bonds issued on November 1, 2001 in the original amount of \$3,650,000. These bonds had outstanding balances at December 31, 2013 and 2012 of \$2,280,000 and \$2,515,000, respectively
- Proceeds of both refunding bonds were also used to pay costs of issuance of the bonds.

General Obligation Bonds, Series 2012 – During the year ended December 31, 2012, the County issued \$19,425,000 of general obligation bonds dated June 19, 2012 consisting of:

- \$10,925,000 General Improvement Bonds, Series 2012, the proceeds of which refund the entire outstanding amount of bond anticipation notes of the County issued August 18, 2011 and maturing August 17, 2012 providing for the acquisition of real property located at 567 Pavonia Avenue, Jersey City and various improvements thereto as authorized by Ordinance No. 331-8-2009 finally adopted August 25, 2009. These bonds had outstanding balances at December 31, 2013 and 2012 of \$10,610,000 and \$10,925,000, respectively.
- \$8,500,000 County College Bonds, Series 2012, the proceeds of which provide for the permanent financing of capital improvements and acquisition of related capital equipment at and for certain facilities of Hudson County Community College as authorized by Ordinance No. 266-05-2012 finally adopted May 10, 2012. These bonds had outstanding balances at December 31, 2013 and 2012 of \$8,150,000 and \$8,500,000, respectively.
- Proceeds of both bonds were also used to pay costs of issuance of the bonds.

**COUNTY OF HUDSON
NOTES TO FINANCIAL STATEMENTS**

DECEMBER 31, 2013 AND 2012

NOTE D. COUNTY DEBT (continued)

BONDS PAYABLE (continued)

Acquisition of Koppers Seaboard Site - On February 26, 1998 the Board of Chosen Freeholders approved Resolution 103-2-1998, subsequently amended on November 24, 1998 by Resolution 611-11-1998, authorizing the execution of a contingent purchase or lease agreement by and between the County and the HCIA. The County and the HCIA entered into an agreement that provides for the County's unconditional obligation to purchase or lease the Koppers Site, located in Kearny, New Jersey for a minimum net purchase price of \$33,000,000 in the event that other efforts to sell or lease the site by the HCIA to a third party purchaser were unsuccessful. On June 14, 2001, the HCIA sent formal notification to the County that they were unable to transfer or lease the Koppers Site, in accordance with the provisions of the agreement.

The County agreed that the contingent purchase price be paid in three (3) annual installments of \$11,000,000 each on October 1 of 2001, 2002 and 2003. The County has paid \$33,000,000 to the HCIA in connection with the Koppers Site in accordance with the agreement. On July 26, 2001, the County adopted a bond ordinance in the amount of \$33,300,000.00 to meet the obligation. The County issued bond anticipation notes in three \$11,000,000 tranches in 2001, 2002 and 2003 and subsequently rolled over such bond anticipation notes, with certain pay-downs through and including the date hereof. Bonds were issued in 2012 to permanently finance the 2001 tranche and in 2013 to permanently finance the 2002 and 2003 tranches. Original authorization of these bonds was through Ordinance No. 300-7-2001.

- **HCIA Bonds, Series 2012** - During the year ended December 31, 2012, the County issued \$6,265,000 of bonds at an interest rate of 2.5% for the purpose of refunding a portion of the outstanding amount of bond anticipation notes of the County issued August 31, 2011 and maturing May 1, 2012 providing for the acquisition of land in Kearny referred to as the Koppers Site. Of the \$6,265,000 issued, \$6,144,000 was for the purposes of refunding the bond anticipation notes and the remaining \$121,000 was issued to finance the costs of issuance. These bonds had outstanding balances as of December 31, 2013 and 2012 of \$5,850,000 and \$6,265,000, respectively.
- **Completion, County Secured Revenue Bonds, Series 2013** - During the year ended December 31, 2013, the County issued \$19,880,000 of bonds at an interest rate of 2.5% for the purpose of refunding the total outstanding amount of bond anticipation notes of the County issued May 1, 2012 and maturing May 1, 2013 providing for the acquisition of land in Kearny referred to as the Koppers Site. These bonds had outstanding balances as of December 31, 2013 and 2012 of \$19,880,000 and \$-0-, respectively.

**COUNTY OF HUDSON
NOTES TO FINANCIAL STATEMENTS**

DECEMBER 31, 2013 AND 2012

NOTE D. COUNTY DEBT (continued)

BONDS PAYABLE (continued)

County College Refunding Bonds, Series 2013 – These bonds were issued to refund all of the County’s \$6,000,000 outstanding callable County College Bonds, Series 2003(County College Bond Act, 1971 N.J. Laws c. 12, as amended), dated July 15, 2003 and maturing on July 15 in the years 2014 through 2018, inclusive, and also to pay, when due, interest accrued on the Refunded Bonds through and including July 15, 2013 as well as the costs of issuance of the Bonds. Issued in 2013 for an original amount of \$5,765,000, these bonds had outstanding balances at December 31, 2013 and 2012 of \$5,745,000 and \$-0-, respectively.

General Obligation Bonds, Series 2013 – During the year ended December 31, 2012, the County issued \$18,960,000 of general obligation bonds dated June 25, 2013 consisting of:

- \$8,750,000 County Vocational-Technical Schools Bonds, Series 2013, the proceeds of which are to provide for the permanent financing of capital improvements and the acquisition of related capital equipment for the Hudson County Schools of Technology as authorized by Ordinance No. 406-07-2012 finally adopted July 12, 2012. These bonds had outstanding balances at December 31, 2013 and 2012 of \$8,750,000 and \$-0-, respectively.
- \$8,710,000 County College Bonds, Series 2013, the proceeds of which provide for the permanent financing of capital improvements and acquisition of related capital equipment at and for certain facilities of Hudson County Community College as authorized by Ordinance No. 407-07-2012 finally adopted July 12, 2012. These bonds had outstanding balances at December 31, 2013 and 2012 of \$8,710,000 and \$-0-, respectively.
- \$1,500,000 of Chapter 12 County College Bonds, Series 2013, the proceeds of which provide for the permanent financing of capital improvements and acquisition of related capital equipment at and for certain facilities of Hudson County Community College as authorized by Ordinance No. 267-05-2012 finally adopted May 10, 2012. These bonds had outstanding balances at December 31, 2013 and 2012 of \$1,500,000 and \$-0-, respectively.
- Proceeds of the above bonds were also used to pay costs of issuance of the bonds.

**COUNTY OF HUDSON
NOTES TO FINANCIAL STATEMENTS**

DECEMBER 31, 2013 AND 2012

NOTE D. COUNTY DEBT (continued)

LOANS PAYABLE

Green Trust Loans Payable - The County has outstanding at December 31, 2013 various Green Trust Loans. The following table is a summary of the activity for such debt during the year ended December 31, 2013 and the short term principal liability for each issue.

	Summary of Green Trust Loans Activity					
	Balance				Balance	Due by
	Dec. 31, 2012	Increase	Decrease	Dec. 31, 2013	Dec. 31, 2014	
Laurel Hill issued September 27, 2000 for \$306,502.50 maturing semi-annually from 2001 through 2020 bearing an interest rate of 2%	\$ 140,256.22	\$ -	\$ 16,335.45	\$ 123,920.77	\$ 16,663.79	
Urban Nature Center issued November 3, 2003 for \$270,000.00 maturing semi-annually from 2004 through 2023 bearing an interest rate of 2%	165,043.58	-	13,556.03	151,487.55	13,828.51	
Bayonne and Waterfront Parks issued December 29, 2005 for \$498,391.00 maturing semi-annually from 2006 through 2025 bearing an interest rate of 2%	353,229.26	-	24,046.59	329,182.67	24,529.93	
Bayonne Gregg Park Development originally issued February 23, 2009 for \$250,000.00 maturing semi-annually from 2009 through 2028 bearing an interest rate of 2%	211,963.77	-	11,363.05	200,600.72	11,591.45	
Mercer Park originally issued December 29, 2005 for \$495,250.50 maturing semi-annually from 2006 through 2025 bearing an interest rate of 2%	282,388.10	-	35,261.46	247,126.64	35,970.22	
West Hudson and Lincoln Parks - \$650,259 Environmental Projects - \$194,525 originally issued November 13, 2012 bearing an interest rate of 2%	844,804.00	-	27,429.46	817,374.54	55,643.95	
Laurell Hill Park originally issued December 20, 2012 bearing an interest rate of 2%	950,000.00	-	20,037.02	929,962.98	40,677.15	
Multi-Parks Playground originally issued August 19, 2013 bearing an interest rate of 2%	-	1,150,000.00	-	1,150,000.00	48,753.22	
	<u>\$ 2,947,684.93</u>	<u>\$ 1,150,000.00</u>	<u>\$ 148,029.06</u>	<u>\$ 3,949,655.87</u>	<u>\$ 247,658.22</u>	

**COUNTY OF HUDSON
NOTES TO FINANCIAL STATEMENTS**

DECEMBER 31, 2013 AND 2012

NOTE D. COUNTY DEBT (continued)

DEBT SERVICE REQUIREMENTS TO MATURITY

The repayment schedule of annual long-term debt service principal and interest for the next five years, and five year increments there-after, for bonds and loans issued and outstanding is as follows:

Schedule of Debt Service Requirements to Maturity - All Permanent Debt Issued and Outstanding

Year	General Serial and Term Bonds (1)		Green Trust Loans		Total Principal and Interest
	Principal	Interest	Principal	Interest	
2014	\$ 15,750,000.00	\$ 8,129,591.94	\$ 247,658.22	77,761.02	\$ 24,205,011.18
2015	16,250,000.00	7,433,675.76	252,636.16	72,783.06	24,009,094.98
2016	16,613,000.00	6,866,856.76	257,714.13	67,705.07	23,805,275.96
2017	17,900,000.00	6,273,161.26	262,894.21	62,525.01	24,498,580.48
2018	18,725,000.00	5,627,690.76	268,178.36	57,240.83	24,678,109.95
2019-2023	79,487,000.00	17,970,625.30	1,218,403.60	208,946.25	98,884,975.15
2024-2028	44,700,000.00	7,199,653.30	909,882.66	97,896.72	52,907,432.68
2029-2033	13,083,000.00	1,190,237.26	532,288.53	25,805.59	14,831,331.38
2034-2036	1,046,000.00	96,132.50	-	-	1,142,132.50
Total	\$ 223,554,000.00	\$ 60,787,624.84	\$ 3,949,655.87	\$ 670,663.55	\$ 288,961,944.26

COUNTY-GUARANTEED DEBT

The County has guaranteed various debt of the Hudson County Improvement Authority (HCIA). Descriptions of such guarantees are as follows. Generally, the pursuant bond, note and loan obligations do not constitute obligations against the general credit of the County, except to the extent of the County Guarantee. Neither the debt nor the proceeds therefore are reflected on the accompanying financial statements.

Harrison Stadium Project - On September 22, 2005, the County guaranteed the payment of principal and interest on \$40,000,000 County Guaranteed Stadium Land Acquisition Bonds (Harrison Stadium Project) issued by the HCIA. The proceeds of these bonds are to be used to purchase land to construct a multipurpose soccer stadium and amphitheater in the Town of Harrison. In 2006 the HCIA issued \$39,400,345 Lease Revenue Bonds Series 2006 consisting of \$30,529,047 Tax-Exempt County-Guaranteed Harrison Stadium Land Acquisition Special Obligation Capital Appreciation Bonds, Series 2006A-1 and \$8,871,298 Federally Taxable County-Guaranteed Harrison Stadium Land Acquisition Special Obligation Capital Appreciation Bonds, Series 2006A-2. As of December 31, 2013 and 2012, the balance outstanding was \$39,400,345, each year.

**COUNTY OF HUDSON
NOTES TO FINANCIAL STATEMENTS**

DECEMBER 31, 2013 AND 2012

NOTE D. COUNTY DEBT (continued)

COUNTY-GUARANTEED DEBT (continued)

Harrison Parking Garage Project - On September 22, 2005, the County guaranteed the payment of principal and interest on \$45,000,000 County Guaranteed Parking Revenue Bonds (Harrison Parking Garage Project) issued by the HCIA. The proceeds of these bonds are to be used to construct a 1,500 space parking facility to accommodate the stadium. The balance outstanding on these bonds as of December 31, 2013 and 2012 is \$45,000,000, each year.

Local Unit Loan Program Pooled Note Financing - On August 13, 2009, the County adopted a Guaranty Ordinance fully, unconditionally and irrevocably securing the payment of principal and interest on certain notes to be issued by the HCIA (Pooled Note Financing) in an aggregate principal amount not exceeding \$300,000,000 for the purpose of providing additional security therefor, consenting to such financing and determining certain other matters in connection therewith.

Pursuant to this guarantee, the HCIA has issued notes annually referred to as “County-Guaranteed Pooled Notes (Local Unit Loan Program)” – (the “program”). Local Units participating in the program are collectively referred to as “borrowers” in the paragraphs that follow. As of December 31, 2013 and 2012, the amount of notes issued and outstanding under the program was \$245,893,000 and \$240,079,548, respectively. Notes issued under the program constitute direct, special and limited obligations of the HCIA and will be payable from and secured by payments made on general obligations notes purchased from each of the borrowers. The borrower’s notes are direct and general obligations of each of the respective borrowers. The notes are not a debt of the County, except to the extent of the County guarantee.

Notes issued in 2012 under the program and maturing in 2013 are detailed as follows:

- On January 1, 2012, the HCIA issued \$54,852,600 County – Guaranteed Pooled Notes, Series 2012K consisting of \$32,977,600 Tax-Exempt County Guaranteed Notes Series 2012K-1 and \$21,875,000 Federally Taxable County Guaranteed Notes Series 2012K-2. The Notes were issued to provide funds to make loans to the Town of Harrison, City of Jersey City, City of Union City, Township of Weehawken, Town of West New York, and the Parking Authority of the Township of Weehawken. These notes matured December 31, 2012 at an interest rate of 2%.

**COUNTY OF HUDSON
NOTES TO FINANCIAL STATEMENTS**

DECEMBER 31, 2013 AND 2012

NOTE D. COUNTY DEBT (continued)

COUNTY-GUARANTEED DEBT (continued)

- On June 5, 2012, the HCIA issued \$41,247,750 County – Guaranteed Pooled Notes, Series 2012L consisting of: \$35,081,600 Tax- Exempt County Guaranteed Notes Series 2012L-1 and \$6,166,150 Federally Taxable County Guaranteed Notes Series 2012L-2. The Notes were issued to provide funds to make loans to the City of Hoboken, City of Union City, Township of Weehawken, and the HCIA itself on behalf of the special improvement district in the Township of Weehawken. These notes matured June 5, 2013 at an interest rate of 2%.
- On July 19, 2012, the HCIA issued \$121,337,798 County – Guaranteed Pooled Notes, Series 2012M consisting of: \$94,434,000 Tax- Exempt County Guaranteed Notes Series 2012M-1, \$23,503,798 Federally Taxable County Guaranteed Notes Series 2012M-2, and \$3,400,000 Federally Taxable County Guaranteed Notes Series 2012M-3. The Notes were issued to provide funds to make loans to the City of Bayonne, Town of Harrison, City of Hoboken, County of Hudson, City of Jersey City, Township of Weehawken, Town of West New York, Bayonne Local Redevelopment Authority, and Bayonne Municipal Utilities Authority. These notes matured August 7, 2013 at interest rates of 1.5% (tax exempt) and 1.86% (taxable).
- On August 7, 2012, the HCIA issued \$29,250,000 Federally Taxable County – Guaranteed Pooled Note, Series 2012N. The Note was issued to provide funds to make a loan to the Bayonne Local Redevelopment Authority. These notes matured August 7, 2013 at 1.99% interest.
- On November 29, 2012, the HCIA issued \$48,244,000 of County – Guaranteed Pooled Notes, Series 2012, consisting of \$32,744,000 Tax-Exempt County – Guaranteed Pooled Notes, Series 2012O-1 and \$15,500,000 Federally Taxable County – Guaranteed Pooled Notes, Series 2012O-2. These notes were issued to provide funds to the Parking Authority of the Township of Weehawken, Township of Weehawken, City of Jersey City, City of Union City and Town of West New York. These notes mature December 20, 2013 at 1.125% (Tax-Exempt) and 1.25% (Federally Taxable).

**COUNTY OF HUDSON
NOTES TO FINANCIAL STATEMENTS**

DECEMBER 31, 2013 AND 2012

NOTE D. COUNTY DEBT (continued)

COUNTY-GUARANTEED DEBT (continued)

Notes issued in 2013 under the program and maturing in 2014 are detailed as follows:

- On May 2, 2013 the HCIA issued \$43,764,000 of County Guaranteed Pool Notes Series 2013P consisting of: \$38,294,000 Tax-Exempt County Guaranteed Pool Notes Series 2012P-1 and \$5,470,000 Federally Taxable County Guaranteed Pool Notes Series 2013P-2. The Notes were issued to provide funds to make loans to the City of Hoboken, City of Union City and the Township of Weehawken and the HCIA on behalf of the special improvement district in the Township of Weehawken. The notes were also issued to refinance certain outstanding refunding bond anticipation notes of the borrowers issued to temporarily finance tax appeals and self-insurance, and bond anticipation notes or project notes of the borrowers to temporarily finance capital projects of the borrowers, to temporarily finance capital projects of the borrowers, and to pay certain of the costs of issuance of the notes and the borrower notes. These notes mature on May 1, 2014 at 1.0% for both the taxable and tax-exempt notes.
- On July 25, 2013 the HCIA issued \$137,326,000 of County – Guaranteed Pooled Notes, Series 2013Q consisting of \$76,910,000 Tax-Exempt County Guaranteed Pool Notes Series 2013Q-1 and \$60,416,000 Federally Taxable Guaranteed Notes Series 2013Q-2. The notes were issued to provide funds to make loans to City of Bayonne, Bayonne Local Redevelopment Authority, City of Hoboken, City of Jersey City, and the Township of Weehawken to refinance certain outstanding refunding bond anticipation notes of the borrowers issued to temporarily finance tax appeals and self-insurance, and bond anticipation notes or project notes of the Borrowers to temporarily finance capital projects of the borrowers, to temporarily finance capital projects of the borrowers, and to pay certain of the costs of issuance of the notes and the borrower notes. These notes mature July 24, 2014 at 2.0% (Tax-Exempt) and 1.125% (Federally Taxable).
- On September 20, 2013 the HCIA issued \$15,000,000 of Federally Taxable County Guaranteed Pool Notes Series 2013R. The Notes were issued to provide funds to make a loan to the City of Bayonne, to refinance certain of the outstanding bond anticipation note or project note of the Bayonne Local Redevelopment Agency to temporarily finance capital projects of the borrower, issued to temporarily finance capital projects of the BLRA, and pay costs of issuance of the notes and the borrower notes. These notes mature July 25, 2014 at 1.75%.

**COUNTY OF HUDSON
NOTES TO FINANCIAL STATEMENTS**

DECEMBER 31, 2013 AND 2012

NOTE D. COUNTY DEBT (continued)

COUNTY-GUARANTEED DEBT (continued)

- On December 10, 2013, the HCIA issued \$49,803,000 of County – Guaranteed Pooled Notes, Series 2013S consisting of \$34,553,000 Tax-Exempt County Guaranteed Notes Series 2013S-1 and \$15,250,000 Federally Taxable County Guaranteed Notes Series 2012S-2. The Notes were issued to provide funds to make loans to City of Jersey City, City of Union City, Township of Weehawken, Town of West New York, and the Parking Authority of the Township of Weehawken to refinance certain outstanding bond anticipation notes or project notes of the borrowers issued to temporarily finance capital projects of the borrowers, temporarily finance capital projects of the borrowers, and pay certain costs of issuance of the notes and the borrower notes. These notes mature December 10, 2014 at 1.0% (Tax-Exempt) and 1.25% (Federally Taxable).

Bayonne Crossing Project - On August 25, 2009, the County adopted an ordinance authorizing the guaranty of payment of the payment of principal and interest on \$23,000,000 County Guaranteed Pilot Revenue Bonds (Bayonne Crossing Project) issued by the HCIA for the purpose of providing additional security therfor and determining certain other matters in connection therewith.

Pursuant to this guarantee, on September 15, 2009, the HCIA adopted a resolution authorizing it to act as an applicant for a loan application with the New Jersey Environmental Infrastructure Trust Fund on the behalf of the Bayonne Local Redevelopment Agency for the acquisition of land and/or various infrastructure improvements associated with the Bayonne Shopping Center Project. The Bayonne Local Redevelopment Agency is responsible for the repayment of the loan by certain payments-in-lieu-of taxes (Annual Service Changes) made by Cameron Bayonne Urban Renewal, LLC (the redeveloper). The loan obligations do not constitute obligations against the general credit of the County, except to the extent of the County Guarantee.

Weehawken Port Imperial Parking Redevelopment Project - On March 11, 2010, the County adopted an Ordinance authorizing the guaranty of payment of principal and interest on \$12,500,000 County Guaranteed Special Obligation Revenue Bonds issued by the HCIA for the purpose of providing additional security therefor and determining certain other matters in connection therewith. The balance outstanding on the issued bonds as of December 31, 2013 and 2012 was \$12,500,000, each year.

**COUNTY OF HUDSON
NOTES TO FINANCIAL STATEMENTS**

DECEMBER 31, 2013 AND 2012

NOTE D. COUNTY DEBT (continued)

COUNTY-GUARANTEED DEBT (continued)

Solid Waste System Revenue Refunding Bonds - On November 10, 2010, the County adopted an Ordinance authorizing the guaranty of payment of principal and interest on \$95,000,000 County Guaranteed Solid Waste System Revenue Refunding Bonds issued by the HCIA for the purpose of providing additional security therefor and determining certain other matters in connection therewith.

Pursuant to this guarantee, the HCIA issued \$84,945,000 of County-Guaranteed Solid Waste System Revenue Refunding Bonds, Series 2010, consisting of:

- \$31,815,000, Series 2010A Tax-Exempt Serial Bonds maturing in 2040 with interest rates ranging from 5.25% to 6%.
- \$43,655,000, Series 2010B Tax-Exempt Serial and Term Bonds maturing in 2013 with interest rates ranging from 2% to 5%.
- \$9,475,000, Series 2010C Federally Taxable Serial Bonds maturing in 2017 with interest rates ranging from 3%-5%.

The Bonds are being issued to refund on a current refunding basis the Refunded Bonds which are defined as the HCIA's Solid Waste System Revenue Bonds, Refunding Series 1998-1 (Non -AMT), Solid Waste System Revenue Bonds, Refunding Series 1998-2 (Non-AMT), Solid Waste System Revenue Bonds, Kopper Site Project Series 1998A (AMT) and Solid Waste System Revenue Bonds, Federally Taxable Series 1998B. In addition, proceeds of the Bonds will be applied to fund a Bond Reserve Fund, and pay the costs and expenses associated with the issuance of the Bonds. During the year ended December 31, 2012, the HCIA refunded \$45,055,000 of these bonds by issuing \$45,605,000 Refunding Series 2012 Term Bonds. The total outstanding balance of these bonds as of the December 31, 2013 and 2012 was \$83,995,000 and \$85,495,000, each year. The bonds are not a debt or liability of the County, except to the extent of the County Guarantee.

Lincoln Park Golf Course Project - On December 10, 2010, the County adopted an Ordinance authorizing the guaranty of payment of principal and interest on \$13,000,000 County Guaranteed Golf Course Revenue Bonds issued by the HCIA for the purpose of providing additional security therefor and determining certain other matters in connection therewith.

**COUNTY OF HUDSON
NOTES TO FINANCIAL STATEMENTS**

DECEMBER 31, 2013 AND 2012

NOTE D. COUNTY DEBT (continued)

COUNTY-GUARANTEED DEBT (continued)

Pursuant to this guarantee, the HCIA issued \$12,995,000 of County-Guaranteed Lease Revenue Bonds, Series 2011, consisting of serial and term bonds interest rates of 2% to 4.75% finally maturing in 2041. The proceeds of these bonds are used to finance the cap and closure of a municipal landfill and the construction of a public, nine-hole golf course thereon, together with all materials and work necessary therefor or incidental thereto (the "Project") and pay costs of issuance associated with the Project. The outstanding balance of these bonds as of the December 31, 2013 and 2012 was \$12,815,000 and \$12,995,000, respectively.

These bonds are the full faith and credit obligation of the HCIA payable solely out of the revenues or other receipts, funds or moneys of the HCIA. However, the County is obligated to make rental payments to the HCIA in amounts sufficient to pay the debt service on the bonds when due and other expenses of the HCIA and the Trustee. The amount of the County's future minimum payments under the agreement is as follows:

Lincoln Park Golf Course - Minimum Future Payments			
Year	Total Lease Payments	Principal	Interest
2014	\$ 774,648.76	\$ 185,000.00	\$ 589,648.76
2015	773,073.76	190,000.00	583,073.76
2016	772,323.76	195,000.00	577,323.76
2017	772,873.76	200,000.00	572,873.76
2018	806,773.76	240,000.00	566,773.76
2019-2023	4,059,131.29	1,355,000.00	2,704,131.29
2024-2028	4,220,923.80	1,830,000.00	2,390,923.80
2029-2033	4,424,658.15	2,515,000.00	1,909,658.15
2034-2038	4,632,875.00	3,450,000.00	1,182,875.00
2039-2041	2,879,537.50	2,655,000.00	224,537.50
	\$ 24,116,819.54	\$ 12,815,000.00	\$ 11,301,819.54

**COUNTY OF HUDSON
NOTES TO FINANCIAL STATEMENTS**

DECEMBER 31, 2013 AND 2012

NOTE D. COUNTY DEBT (continued)

COUNTY-GUARANTEED DEBT (continued)

Renewal Energy Program - On December 8, 2011, the County adopted Ordinance No. 557-12-2011 authorizing the guaranty of payment of principal and interest on \$8,000,000 of County Guaranteed Renewable Energy Program Lease Revenue Bonds issued by the HCIA for the purpose of providing additional security therefor and determining certain other matters in connection therewith. Pursuant to this guarantee, the HCIA issued \$5,465,000 in County – Guaranteed Renewable Energy Lease Revenue Bonds, Series 2012A. The outstanding balance of these bonds as of the December 31, 2013 and 2012 was \$5,465,000, each year.

These bonds are the full faith and credit obligation of the HCIA payable solely out of the revenues or other receipts, funds or moneys of the HCIA. However, the County is obligated to make rental payments to the HCIA in amounts sufficient to pay the debt service on the bonds when due and other expenses of the HCIA and the Trustee. The amount of the County’s future minimum payments under the agreement is as follows:

Renewable Energy Program - Minimum Future Payments			
Year	Total Lease Payments	Principal	Interest
2014	\$ 561,088.00	\$ 365,000.00	\$ 196,088.00
2015	553,350.00	365,000.00	188,350.00
2016	544,152.00	365,000.00	179,152.00
2017	534,169.00	365,000.00	169,169.00
2018	523,146.00	365,000.00	158,146.00
2019-2023	2,416,674.00	1,825,000.00	591,674.00
2024-2028	2,022,100.00	1,815,000.00	207,100.00
	\$ 7,154,679.00	\$ 5,465,000.00	\$ 1,689,679.00

**COUNTY OF HUDSON
NOTES TO FINANCIAL STATEMENTS**

DECEMBER 31, 2013 AND 2012

NOTE D. COUNTY DEBT (continued)

MORTGAGE PAYABLE AND COUNTY-GUARANTEED OF DEBT

Acquisition of Bergen Avenue Property - On April 22, 2011, the County adopted Ordinance No. 415-9-2011 authorizing the guaranty of payment of principal and interest on \$18,000,000 of County Guaranteed Special Acquisition Bonds issued by the HCIA for the purpose of providing additional security therefor and determining certain other matters in connection therewith.

Pursuant to this guarantee, the HCIA issued \$17,835,000 of County-Guaranteed Special Acquisition Bonds, Series 2011, consisting of serial and term bonds with interest rates of 2% to 4.5% finally maturing in 2031. The proceeds of the bonds are being used to finance the acquisition and improvements to 830 Bergen Avenue (the "Property"), fund the debt service reserve fund, fund capitalized interest on the bonds from the date of the bonds through and including November 15, 2012, and pay costs of issuance associated with the Property.

On November 30, 2011, the HCIA purchased the Property located at 830 Bergen Avenue in Jersey City, New Jersey containing approximately 110,000 square feet of office space and associated parking for approximately one hundred and fifty cars and converted the Property into two condominiums. The HCIA retained one of the condominiums consisting of one floor of office space and a 12.5% interest in the Property and the second condominium was sold to the County consisting of seven floors of office space and an 87.5% interest in the Property pursuant to an installment purchase agreement.

The County has financed the installment purchase agreement through the adoption of Ordinance No. 416-9-2011 on September 22, 2011. The purchase of the property was \$8,175,115. The remaining proceeds of the 2011 bonds are being held by a trustee to pay bills associated with improvements of the property and other associated costs as submitted by the County and HCIA. Should any funds remain, they will be used to pay down the related debt, reducing the liability of the County. Accordingly, a liability has been established on the books of the County for its pro-rata share of the purchase price and subsequent improvements. 87.5% of costs incurred and submitted to the trustee are charged to the improvement authorization, and mortgage payable, established to track the County's share of costs paid by the trustee, is correspondingly increased.

**COUNTY OF HUDSON
NOTES TO FINANCIAL STATEMENTS**

DECEMBER 31, 2013 AND 2012

NOTE D. COUNTY DEBT (continued)

MORTGAGE PAYABLE AND COUNTY-GUARANTEE OF DEBT (continued)

As of December 31, 2013, the County's mortgage payable due to the HCIA is \$9,624,611.76, net of the first installment payment made by the County to the HCIA of \$616,875. Assuming the entirety of bond proceeds are utilized under the project, the County would be obligated to pay its full share of the HCIA obligation, with the total remaining payments due to the HCIA in accordance with the following amortization schedule:

Bergen Avenue Installment Payment Obligations			
Assuming Full Utilization of Bond Proceeds for Improvements			
Year	Total	Principal	Interest
2014	\$ 1,185,482.31	\$ 630,000.00	\$ 555,482.31
2015	1,188,720.31	647,500.00	541,220.31
2016	1,184,520.31	660,625.00	523,895.31
2017	1,187,982.04	678,125.00	509,857.04
2018	1,185,001.56	691,250.00	493,751.56
2019-2023	5,934,228.13	3,823,750.00	2,110,478.13
2024-2028	5,934,118.75	4,615,625.00	1,318,493.75
2029-2031	3,560,287.50	3,241,875.00	318,412.50
	<u>\$ 21,360,340.92</u>	<u>\$ 14,988,750.00</u>	<u>\$ 6,371,590.92</u>

The amount of the outstanding bonds issued by the HCIA under the agreement over the amount of the installment payments due by the County is a guarantee of the County, though not a direct liability. The outstanding balance of the bonds issued by the HCIA pursuant to the guarantee as of December 31, 2013 and 2012 was \$17,130,000 and \$17,835,000, respectively. These bonds are the full faith and credit obligation of the HCIA payable solely out of the revenues or other receipts, funds or moneys of the HCIA as pledged and are not a debt or liability of the County, except to the extent of the County Guarantee and the County's obligations under the aforementioned installment purchase agreement.

**COUNTY OF HUDSON
NOTES TO FINANCIAL STATEMENTS**

DECEMBER 31, 2013 AND 2012

NOTE D. COUNTY DEBT (continued)

BOND ANTICIPATION NOTES PAYABLE

The County issues bond anticipation notes to temporarily fund various capital projects prior to the issuance of serial bonds. The term of the notes cannot exceed one year, but the notes may be renewed from time to time for a period not exceeding one year. Generally, such notes may be paid no later than the close of the tenth fiscal year next following the date of the original notes. The Division also prescribes that notes cannot be renewed past the third anniversary date of the original note unless an amount equal to at least the first legally required installment is paid prior to each anniversary date. As of December 31, 2013 and 2012, the County had outstanding total outstanding Bond Anticipation Notes of \$93,985,000 and \$125,700,000, respectively as highlighted in the table below:

ACTIVITY OF BOND ANTICIPATION NOTES

<u>Balance: December 31, 2012</u>			<u>Balance: December 31, 2013</u>				
<u>Interest</u>	<u>Maturity</u>		<u>Bonds</u>			<u>Maturity</u>	<u>Interest</u>
<u>Rate</u>	<u>Date</u>	<u>Balance</u>	<u>Issued</u>	<u>Retired</u>	<u>Amount</u>	<u>Date</u>	<u>Rate</u>
Acquisition of Land - Koppers Seaboard Site							
0.75%	05/01/2013	\$ 19,900,000.00	\$ 19,880,000.00	\$ 20,000.00	\$ -	n/a	n/a
\$138,885,000 Bond Anticipation Notes Originally issued December 9, 2011							
Various 2006 Capital Improvements, Ord. No. 267-6-2006							
1.00%	12/06/2013	8,027,000.00	-	-	8,027,000.00	12/05/2014	2.00%
Green Acres Project, Ord. No. 268-6-2006							
1.00%	12/06/2013	3,150,000.00	-	-	3,150,000.00	12/05/2014	2.00%
Various 2007 Capital Improvements, Ord. No. 201-5-2007							
1.00%	12/06/2013	19,720,000.00	-	-	19,720,000.00	12/05/2014	2.00%
County Plaza Building Project, Ord. No. 100-3-2008							
1.00%	12/06/2013	5,890,000.00	-	-	5,890,000.00	12/05/2014	2.00%
Career Development Center Project, Ord. No. 137-3-2008							
1.00%	12/06/2013	6,175,000.00	-	-	6,175,000.00	12/05/2014	2.00%
Various 2008 Capital Improvements, Ord. No. 389-9-2008							
1.00%	12/06/2013	9,723,000.00	-	-	9,723,000.00	12/05/2014	2.00%
Various 2010 Capital Improvements, Ord. No. 088-2-2010							
1.00%	12/06/2013	10,690,000.00	-	-	10,690,000.00	12/05/2014	2.00%
14th Street Viaduct Replacement, Ord No. 337-7-2010							
1.00%	12/06/2013	28,650,000.00	-	11,815,000.00	16,835,000.00	12/05/2014	2.00%
Various 2010 Improvements & Acquisitions, Ord. No. 457-10-2010							
1.00%	12/06/2013	13,775,000.00	-	-	13,775,000.00	12/05/2014	2.00%
		<u>\$ 125,700,000.00</u>	<u>\$ 19,880,000.00</u>	<u>\$ 11,835,000.00</u>	<u>\$ 93,985,000.00</u>		

The following table provides further description of these notes.

**COUNTY OF HUDSON
NOTES TO FINANCIAL STATEMENTS**

DECEMBER 31, 2013 AND 2012

NOTE D. COUNTY DEBT (continued)

BOND ANTICIPATION NOTES PAYABLE (continued)

\$138,885,000 Bond Anticipation Notes of December 9, 2011 - The table that follows details the purposes for which these notes were issued:

Ordinance Number	Date of Adoption	Purpose	Amount of Original Issue (1)	Balance Dec. 31, 2013
267-06-2006	June 22, 2006	Various 2006 Capital Improvements and the Acquisition and Installation of Various Equipment, Furnishings, Vehicles and Other Capital Items	\$ 9,800,000.00	\$ 8,027,000.00
268-06-2006	June 22, 2006	Various 2006 Green Acres Park Improvements	3,400,000.00	3,150,000.00
201-05-2007	May 10, 2007	Various 2007 Capital Improvements and the Acquisition and Installation of Various Equipment, Furnishings, Vehicles and Other Capital Items	19,720,000.00	19,720,000.00
100-03-2008	Mar. 13, 2008	Hudson County Plaza Building Project	5,890,000.00	5,890,000.00
137-03-2008	Mar. 27, 2008	Career Development Center	6,175,000.00	6,175,000.00
389-08-2008	Sep. 10, 2008	Various 2008 Capital Improvements by and in the County	10,085,000.00	9,723,000.00
088-02-2010	Feb. 11, 2010	Various 2010 Capital Improvements	11,390,000.00	10,690,000.00
337-07-2010	July 8, 2010	14th Street Viaduct Replacement Project	58,650,000.00	16,835,000.00
457-10-2010	Oct. 14, 2010	Various 2010 Capital Improvements and the Acquisition and Installation of Various Equipment, Furnishings, Vehicles and Other Capital Items	13,775,000.00	13,775,000.00
			<u>\$ 138,885,000.00</u>	<u>\$ 93,985,000.00</u>

BONDS AND NOTES AUTHORIZED BUT NOT ISSUED

At December 31, 2013 and 2012, the County has authorized but not issued bonds and notes of \$110,253,724.76 and \$110,253,724.76, respectively, in the General Capital Fund. The following activity relates to bonds and notes authorized but not issued that occurred during the year ended December 31, 2013:

Balance, Dec. 31, 2012	Increased by:		New Debt Issued	Decreased by:		Balance, Dec. 31, 2013
	Debt Authorized	Non-Appropriated Paydown		DOT Grant Receipts	Other Items	
<u>\$ 110,253,724.76</u>	<u>\$ 54,896,142.00</u>	<u>\$ 11,835,000.00</u>	<u>\$ 20,110,000.00</u>	<u>\$ 10,890,515.59</u>	<u>\$ 10,379,649.63</u>	<u>\$ 135,604,701.54</u>
		Bonds Issued	\$ 18,960,000.00	Receipt Reclass	\$ (361,837.13)	
		Green Acres Loan	1,150,000.00	Mortgage Adj.	10,241,486.76	
			<u>\$ 20,110,000.00</u>	Budget Appopr.	500,000.00	
					<u>\$ 10,379,649.63</u>	

**COUNTY OF HUDSON
NOTES TO FINANCIAL STATEMENTS**

DECEMBER 31, 2013 AND 2012

NOTE D. COUNTY DEBT (continued)

SUMMARY OF STATUTORY DEBT CONDITION – ANNUAL DEBT STATEMENT

The summarized statement of debt condition which follows is prepared in accordance with the required method of setting up the Annual Debt Statement.

	Gross Debt	Deductions	Net Debt
General Debt	\$ 967,730,622.41	\$ 559,955,960.50	\$ 407,774,661.91

Net debt, \$407,774,661.91 divided by equalized valuation basis per N.J.S.A. 40A:2-2 as amended, \$56,633,339,354 equals 0.72%.

Equalized valuation basis is the average of the equalized valuations of real estate, including improvements, and the assessed valuation of class II Railroad Property of the County for the last 3 preceding years.

BORROWING POWER UNDER N.J.S.A. 40A:2-6, AS AMENDED

2% of Equalized Valuation Basis	\$ 1,132,666,787.08
Net Debt	407,774,661.91
Remaining Borrowing Power	\$ 724,892,125.17

NOTE E. FUND BALANCES APPROPRIATED

Fund balance of the County consists of cash surplus and non-cash surplus. The County can anticipate fund balance to support its budget of the succeeding year, however, use of non-cash surplus is subject to the prior written consent of the Director of the Division. Fund balances at December 31, 2013 and 2012, which were appropriated and included as anticipated revenue in the succeeding year were as follows:

	Fund Balance Dec. 31, 2012	Utilized in 2013 Budget	Fund Balance Dec. 31, 2013	Utilized in 2014 Budget*
Current Fund	\$ 23,099,386.89	\$ 22,500,000.00	\$ 21,573,659.19	\$ 21,500,000.00
Capital Fund	751,973.38	-	751,973.38	-
Affordable Housing Utility Operating Fund	379,701.35	250.00	379,742.75	250.00

* Fund balance utilized per the County budget as adopted on June 26, 2014.

The accounting principles and requirements prescribed by the Division do not provide for reservations or designations of fund balance on the financial statements.

**COUNTY OF HUDSON
NOTES TO FINANCIAL STATEMENTS**

DECEMBER 31, 2013 AND 2012

NOTE F. RETIREMENT SYSTEMS AND DEFERRED COMPENSATION

Substantially all County employees participate in one of the following contributory defined benefit public employee retirement systems which have been established by State statute: the Consolidated Police and Fireman's Pension Fund (the "CPFPPF"), a single employer plan, the Public Employees Retirement System (the "PERS") and the Police and Fireman's Retirement System (the "PFRS"), which are multiple employer plans; or the Defined Contribution Retirement Program (the "DCRP"), which as a defined contribution plan. These systems are sponsored and administered by the State of New Jersey.

In addition, certain employees participate in the following plans: Hudson County Employees' Pension Fund, Court Attendant's Pension Fund, Non-Contributory Pension Fund and Veterans' Pension Fund.

STATE-MANAGED PENSION PLANS - CPFPPF

The CPFPPF is a single employer contributory defined benefit plan which was established on January 1, 1952, under the provisions of N.J.S.A. 43:16 to provide retirement, death and disability benefits to county and municipal police and firemen who were appointed prior to July 1, 1944. The fund is a closed system with no active members. The County currently only makes contributions for its retirees who are enrolled in this pension fund.

STATE-MANAGED PENSION PLANS - PERS

The PERS was established in January, 1955 under provisions of N.J.S.A. 43:15A and provides retirement, death, disability and post-retirement medical benefits to certain qualifying Plan members and beneficiaries. Membership is mandatory to substantially all full time employees and vesting occurs after 8 to 10 years of service for pension benefits. Significant modifications to enrollment, benefits and eligibility for benefits under the plan were made in 2007, 2008, 2010 and 2011. These changes resulted in various "tiers" which distinguish period of eligibility for enrollment. The delineation of these tiers is noted below:

- Tier 1: Employees enrolled before July 1, 2007.
- Tier 2: Employees eligible for enrollment after June 30, 2007 but before November 2, 2008.
- Tier 3: Employees eligible for enrollment after November 1, 2008 but before May 22, 2010.
- Tier 4: Employees eligible for enrollment after May 21, 2010 but before June 28, 2011.
- Tier 5: Employees eligible for enrollment after June 27, 2011.

**COUNTY OF HUDSON
NOTES TO FINANCIAL STATEMENTS**

DECEMBER 31, 2013 AND 2012

NOTE F. RETIREMENT SYSTEMS AND DEFERRED COMPENSATION (continued)

STATE-MANAGED PENSION PLANS – PERS (continued)

Tier 1 and 2 employees must earn a base salary of \$1,500 or more to enroll in the plan. Pensionable salaries are limited to the IRS maximum salary compensation limits for Tier 1 employees and social security maximum wage for Tier 2 employees. Tier 2 employees earning over the social security maximum wage are eligible to participate in DCRP for the excess amount. Tier 1 and 2 employees who retire at or after age 60 are entitled to a retirement benefit determined by the formula “years of service” divided by 55 times the average of the highest three years salary.

Tier 3 employees must earn a base salary that is annually adjusted. For the years ended December 31, 2013 and 2012 this base salary amount was \$8,000 and \$7,800, respectively. Employees earning between \$5,000 and the Tier 3 minimum base salary are eligible for participation in DCRP. Pensionable salaries are limited to the social security maximum wage. Employees earning over the social security maximum wage are eligible to participate in DCRP for the excess amount. Employees who retire at or after age 62 are entitled to a retirement benefit determined by the formula “years of service” divided by 55 times the average of the highest three years salary.

Tier 4 and 5 employees do not have a minimum salary requirement to enroll, but must work a minimum of 32 hours per week. Employees not meeting the minimum hour requirement but that make over \$5,000 are eligible to enroll in DRCP. Pensionable salaries are limited to the social security maximum wage. Employees earning over the social security maximum wage are eligible to participate in DCRP for the excess amount. Employees who retire at the minimum age; 62 and 65 for Tier 4 and Tier 5, respectively, are entitled to a retirement benefit determined by the formula “years of service” divided by 60 times the average of the highest five years salary.

Each of the 5 Tiers have eligibility requirements and benefit calculations which vary for deferred retirements, early retirements, veteran retirements, ordinary disability retirements and accidental disability retirements. There is no minimum service requirement to receive the pension benefits outlined above. However, in order to receive state-paid insurance coverage upon retirement, a minimum of 25 years of service is required for employees in Tiers 1 through 4 and a minimum of 30 years of service is required for employees in Tier 5.

**COUNTY OF HUDSON
NOTES TO FINANCIAL STATEMENTS**

DECEMBER 31, 2013 AND 2012

NOTE F. RETIREMENT SYSTEMS AND DEFERRED COMPENSATION (continued)

STATE-MANAGED PENSION PLANS – PERS (PROSECUTORS PART)

Chapter 366, P.L. 2001, established a special Prosecutors Part within the Public Employees' Retirement System (PERS), effective January 7, 2002. Chapter 1, P.L. 2010, closed the Prosecutors Part of the PERS to new members as of May 21, 2010. Prosecutors who were enrolled on or before May 21, 2010, remain members of the Prosecutors Part of the PERS, provided that they continue in eligible prosecutor service. Prosecutors taking office after May 21, 2010, will be enrolled as "regular" Tier 4 members of the PERS - except that a County Prosecutor who is appointed by the Governor with the advice and consent of the Senate will be enrolled in the Defined Contributions Retirement Program (DCRP) or regular PERS if a Tier 1 PERS member continuously since July 1, 2007.

STATE-MANAGED PENSION PLANS – PFRS

The PFRS was established in July, 1944, under the provisions of N.J.S.A. 43:16A to provide coverage to substantially all full time county and municipal police and firefighters and state police appointed after June 30, 1944. Membership is mandatory for such employees with vesting occurring after 10 years of membership. Significant modifications to enrollment, benefits and eligibility for benefits under the plan were made in 2010 and 2011. These changes resulted in various "tiers" which distinguish period of eligibility for enrollment. The delineation of these tiers is noted below:

- Tier 1: Employees enrolled before May 22, 2010.
- Tier 2: Employees enrolled after May 21, 2010 but before June 29, 2011.
- Tier 3: Employees enrolled after June 28, 2011.

Tier 1, 2 and 3 employees do not have a minimum salary requirement to enroll. Pensionable salaries are limited to the social security maximum wage for Tier 2 and 3 employees and 'federal pensionable maximum' for Tier 1 employees. Employees earning over the social security maximum wage are eligible to participate in DCRP for the excess amount. Employees who retire either at or after the age of 55 are entitled to a retirement benefit dependent on years of service. In addition, Tier 1 employees can retire with 20 years of service with no minimum age requirement.

**COUNTY OF HUDSON
NOTES TO FINANCIAL STATEMENTS**

DECEMBER 31, 2013 AND 2012

NOTE F. RETIREMENT SYSTEMS AND DEFERRED COMPENSATION (continued)

STATE-MANAGED PENSION PLANS – PFRS (continued)

If the employee retires with less than 20 years of service, the benefit is calculated as 2% times the final compensation* times years of service. If the employee retires with more than 20 but less than 25 years of service, the benefit is calculated as 50% of final compensation*. If the employee retires with more than 25 but less than 30 years of service, the benefit is calculated as 60% of the final compensation* salary plus 1% times final compensation* for each year between 25 and 30. If the employee retires with at least 30 years of service, the benefit is calculated as 2% times the final compensation* times years of service plus 1% of final compensation* for each year over 30. In addition, if a Tier 1 employee retires at age 65 with 20 or more years of service, the benefit is calculated as 50% of the final compensation* plus 3% of the final compensation* times the number of years served over 20, to a maximum of 25.

***Note:** “Final Compensation” refers to the final 12 months of pensionable salary for Tier 1 employees and the average of the highest three years of pensionable salary for Tier 2 and 3 employees.

STATE-MANAGED PENSION PLANS – GENERAL

The State established and administers a Supplemental Annuity Collective Trust Fund (SACT) which is available to active members of State-administered retirement systems to purchase annuities to supplement the guaranteed benefits provided by their retirement system. The State or local government employers do not appropriate funds to SACT.

The State also administers the Pension Adjustment Fund (PAF) which provides cost of living increases, equal to 60 percent of the change in the average consumer price index, to eligible retirees in all State-sponsored pension systems except SACT. The cost of living increases for PFRS and PERS are funded directly by each of the respective systems and are considered in the annual actuarial calculation of the required State contribution for that system.

According to state statutes, all obligations of PERS and PFRS will be assumed by the State of New Jersey should the PERS and PFRS be terminated.

The State of New Jersey issues publicly available financial reports that include the financial statements and required supplementary information of the PERS and PFRS. This report may be obtained by writing to the State of New Jersey, Department of the Treasury, Division of Pensions and Benefits, P.O. Box 295, Trenton, New Jersey 08625-0295.

**COUNTY OF HUDSON
NOTES TO FINANCIAL STATEMENTS**

DECEMBER 31, 2013 AND 2012

NOTE F. RETIREMENT SYSTEMS AND DEFERRED COMPENSATION (continued)

STATE-MANAGED PENSION PLANS – CONTRIBUTIONS

The contribution policy for PFRS and PERS is set by laws of the State of New Jersey, and requires contributions by active members and their employers. Plan member and employer contributions may be amended by legislation of the State of New Jersey. Contributions made by employees to for the previous three years are as follows:

Summary of Employee Contributions						
Year Ended		As a Percentage of Base Wages			Amount	
		PERS			PERS	
		PFRS	Prosecutor	Regular	PFRS	Inc. Prosecutor
Dec. 31, 2013	(1)	10.00%	10.00%	6.78%	\$ 4,986,543.20	\$ 6,135,668.20
Dec. 31, 2012	(2)	10.00%	10.00%	6.64%	4,905,509.60	5,900,926.67
Dec. 31, 2011	(3)	10.00%	10.00%	6.50%	4,205,171.55	5,230,372.94

(1) 2013 rates for PERS were 6.64% until July, 2013, after which the rates noted above took effect.

(2) 2012 rates for PERS were 6.5% until July, 2012, after which the rates noted above took effect.

(3) 2011 rates for PFRS, Prosecutors PERS and PERS were 8.5%, 8.5% and 5.5%, respectively, until the first payroll in October, 2011, after which the rates noted above took effect.

Employers are required to contribute at an actuarially determined rate in all three systems. During the previous three years, the County made the following contributions:

Year Ended	County PFRS Contribution		County PERS Contribution		County CPFPF Contribution	
	Paid or Charged	As a	Paid or Charged	As a	Paid or Charged	As a
		Percentage of Covered Payroll		Percentage of Covered Payroll		Percentage of Covered Payroll
Dec. 31, 2013	\$ 11,990,542.00	24.1%	\$ 1,010,351.00	11.2%	\$ 68,503.90	n/a
Dec. 31, 2012	11,419,115.00	23.3%	9,917,821.62	11.3%	61,938.23	n/a
Dec. 31, 2011	12,795,248.02	27.0%	9,417,534.41	10.7%	65,789.23	n/a

**COUNTY OF HUDSON
NOTES TO FINANCIAL STATEMENTS**

DECEMBER 31, 2013 AND 2012

NOTE F. RETIREMENT SYSTEMS AND DEFERRED COMPENSATION (continued)

DEFINED CONTRIBUTION RETIREMENT PROGRAM

The Defined Contribution Retirement Program (the “DCRP”), was established under the provisions of Chapter 92, P.L. 2007 and Chapter 103, P.L. 2007 and expanded under the provisions of Chapter 89, P.L. 2008 and Chapter 1, P.L. 2010. It provides eligible members with a tax-sheltered, defined contribution retirement benefit, along with life insurance and disability coverage.

Individuals eligible for membership in the DCRP include (a) state or local officials elected or appointed on or after July 1, 2007, (b) employees enrolled in PERS on or after July 1, 2007 or PFRS after May 21, 2010 who earn salary in excess of established maximum compensation limits and (c) employees otherwise eligible for PERS on or after November 2, 2008 or PFRS after May 21, 2010 that do not earn below the minimum PFRS or PERS salary but more than \$5,000 annually. Participation in DCRP can be irrevocably waived if an official earns less than \$5,000.

Vesting occurs upon commencement of the third year of membership. Should the vesting period not be reached, contributions will be refunded to the appropriate contributing parties. Employer matching contributions and earnings are only available after the age of 55. Distributions render the member retired and ineligible for future participation in any State-administered plans. Otherwise, distributions are available at any time as lump sum, fixed term or life annuity.

Members are covered by employer-paid life insurance in the amount of 1 ½ times the annual base salary on which DCRP contributions was based. Members are also eligible for employer-paid long-term disability coverage after one year of participation. Eligibility occurs after six consecutive months of total disability. Members would receive a regular monthly income benefit up to 60% of the base salary on which DCRP contributions were based during the 12 months preceding the onset of the disability, offset by any other periodic benefit the member may be receiving. Benefits will be paid until the age of 70 so long as the member remains disabled and has not begun receiving retirement annuity payments.

The following table represents the County and employee contributions during the previous three years:

Year Ended	Employee Contributions		County Contributions	
	Amount	Rate	Amount	Rate
Dec. 31, 2013	\$ 12,639.72	5.50%	\$ 6,894.39	3.0%
Dec. 31, 2012	10,177.53	5.50%	5,551.38	3.0%
Dec. 31, 2011	8,066.41	5.50%	4,399.86	3.0%

**COUNTY OF HUDSON
NOTES TO FINANCIAL STATEMENTS**

DECEMBER 31, 2013 AND 2012

NOTE F. RETIREMENT SYSTEMS AND DEFERRED COMPENSATION (continued)

COUNTY OF HUDSON EMPLOYEES PENSION FUNDS

The County administers the County Employees' Pension Fund and the Court Attendants' Pension Fund, which are contributory pension plans which are closed to new memberships. The County also awards non-contributory pensions by resolution of the Board of Chosen Freeholders for certain veterans and County employees who were not eligible to join other pension plans. The following is an analysis of pension contributions expended by the County for these plans expended in each of the last three years:

	2013	2012	2011
County Contributory Plans:			
County Employees' Pension Fund	\$ 1,525,500.00	\$ 1,525,000.00	\$ 1,525,000.00
Court Attendants' Pension Fund	516,897.74	559,773.80	628,918.85
County Non-Contributory Plans:			
Non-Contributory County Pension Fund	2,230,230.14	2,123,058.71	1,968,378.22
Veterans' Pension Fund	-	8,858.64	628,918.85

DEFERRED COMPENSATION PLAN

The County has established a deferred compensation program for its employees under Section 457 of the Internal Revenue Code. The Plans are a tax-deferred supplemental retirement program that allows County employees to contribute a portion of their salaries, before federal taxes, to a retirement account. Contributions, or deferrals, are made through payroll deductions. Individuals are 100% vested. Distributions are not available to employees until termination, retirement, death, or unforeseeable emergency. All amounts of compensation deferred under the plan, all property and rights purchased with those amounts, and all income attributable to those amounts, property or rights are solely property and rights of the individual contributors and are not subject to the claims of the County's general creditors.

NOTE G. POST-EMPLOYMENT BENEFITS

The County contributes to the State Health Benefits Program (SHBP), a cost-sharing, multiple-employer defined post-employment healthcare plan administered by the State of New Jersey Division of Pensions and Benefits. SHBP was established in 1961 under N.J.S.A. 52:14-17.25 et seq., to provide health benefits to State employees, retirees, and their dependents. Rules governing the operation and administration of the Program are found in Title 17, Chapter 9 of the New Jersey Administrative Code. SHBP provides medical, prescription drugs, mental health/ substance abuse and Medicare part B reimbursements to retirees and their covered dependents.

**COUNTY OF HUDSON
NOTES TO FINANCIAL STATEMENTS**

DECEMBER 31, 2013 AND 2012

NOTE G. POST-EMPLOYMENT BENEFITS (continued)

The SHBP was extended to employees, retirees and dependents of participating local public employers in 1964. Local employers must adopt a resolution to participate in the SHBP. The County will pay the cost of Health Benefits Insurance for retirees and their dependents, if the retiree:

1. Receives retirement benefits from a state or locally administered retirement system; and
2. Has 25 or more years of service credited in that retirement system; or
3. Retired on an approved Disability Retirement (regardless of years of service).

Employees who do not qualify for County-paid Health Benefits insurance at retirement may be eligible to continue Health Benefits insurance at their own expense upon retirement. Employees who elect Deferred Retirement are not eligible for these benefits.

The State Health Benefits Commission is the executive body established by statute to be responsible for the operation of the SHBP. The State of New Jersey Division of Pensions and Benefits issues a publicly available financial report that includes financial statements and required supplementary information for the SHBP. That report may be obtained by writing to: State of New Jersey Division of Pensions and Benefits, P.O. Box 295, Trenton, NJ 08625-0295 or by visiting their website at: www.state.nj.us/treasury/pensions.

Funding Policy - Participating employers are contractually required to contribute based on the amount of premiums attributable to their retirees. Post-retirement medical benefits under the plan have been funded on a pay-as-you-go basis since 1994. Prior to 1994, medical benefits were funded on an accrual basis.

Contributions to pay for health premiums of participating County retirees in the SHBP are billed to the County on a monthly basis. Payments are made through an annual appropriation in the line item "Insurance – Group Plans for Employees". The County contributions to SHBP for the years ended December 31, 2013, 2012 and 2011 were \$9,417,867.33, \$8,853,811.51 and \$7,916,705.39, respectively, which equaled the required contributions for each year. There were approximately 860, 850 and 833 retired participants eligible at December 31, 2013, 2012 and 2011, respectively.

**COUNTY OF HUDSON
NOTES TO FINANCIAL STATEMENTS**

DECEMBER 31, 2013 AND 2012

NOTE G. POST-EMPLOYMENT BENEFITS (continued)

Significant Legislation - Chapter 78, P.L. 2011, effective June 28, 2011, established new employee contribution requirements towards the cost of employer-provided health benefit coverage. Employees are required to contribute a certain percentage of the cost of coverage. The rate of contribution is determined based on the employee's annual salary and the selected level of coverage. The increased employee contributions will be phased in over a 4-year period for those employed prior to Chapter 78's effective date with a minimum contribution required to be at least 1.5% of salary. For those employed on or after June 28, 2011, the 4-year phase-in does not apply and contributions based on the full percentage rate of contribution are required. Under Chapter 78, certain future retirees eligible for employee-paid health care coverage at retirement will also be required to pay a percentage of the cost of their medical coverage determined on the basis of their annual retirement benefit.

Chapter 2, P.L. 2010, effective May 21, 2010, requires a minimum contribution of 1.5% of base salary toward the cost of health benefits coverage by all active public employees. Employees who become a member on or after the law's effective date would be required to pay in retirement 1.5% of their pension benefit toward the cost of health care coverage under the SHBP.

Post-Retirement Medical Benefits Contribution - P.L. 1990, c. 6 required PERS to fund post-retirement medical benefits for those State employees who retire after accumulating 25 years of credited service or on a disability retirement. P.L. 2007, c.103 amended the law to eliminate funding of post-retirement medical benefits through PERS. It created separate funds outside of the pension plans for the funding and payment of post-retirement medical benefits for retired State employees. As of June 30, 2012, there were approximately 94,000 retirees receiving post-retirement medical benefits, and the State contributed \$935.5 million on their behalf. The cost of these benefits is funded through contributions by the State in accordance with P.L. 1994, c. 62. Funding of post-retirement medical premiums changed from a pre-funding basis to a pay-as-you-go basis beginning in fiscal year 1994.

The State sets the contribution rate based on a pay as you go basis and not on the *annual required contribution of the employers (ARC)*, an amount actuarially determined in accordance with the parameters of the GASB Codification of OPEB. The ARC represents a level of funding that, if paid on an ongoing basis, is projected to cover normal cost each year and amortize any unfunded actuarial liabilities (or funding excess) of the plan over a period not to exceed thirty years. The State's contributions to the State Health Benefits Program Fund for PERS retirees' postretirement benefits on behalf of the County was not determined or made available by the State of New Jersey.

**COUNTY OF HUDSON
NOTES TO FINANCIAL STATEMENTS**

DECEMBER 31, 2013 AND 2012

NOTE G. POST-EMPLOYMENT BENEFITS (continued)

Funded Status and Funding Progress - As of July 1, 2013, the most recent actuarial valuation date, the State had an \$13.8 billion unfunded actuarial accrued liability for other postemployment benefits (OPEB) for local employees and retirees that become the obligation of the State of New Jersey upon retirement.

The funded status and funding progress of the OPEB is based on actuarial valuations which involve estimates of the value of reported amounts and assumptions about the probability of events in the future. These amounts are subject to continual revision as actual results are compared to past expectations and new estimates are made about the probability of future events.

Actuarial calculations reflect a long-term perspective and are based on the benefits provided under the terms of the OPEB in effect at the time of each valuation and also consider the pattern of the sharing of costs between the employer and members at the point in time. The projection of benefits for financial reporting purposes does not explicitly incorporate the potential effects of legal contractual funding limitations on the pattern of cost sharing between the employer and members in the future.

Actuarial Methods and Assumptions - In the July 1, 2012, actuarial valuation, the projected unit credit was used as the actuarial cost method, and the market value was used as asset valuation method for the OPEB. The actuarial assumptions included 4.50 percent for investment rate of return for the OPEB.

NOTE H. COMPENSATED ABSENCES

County policy permits employees to carry over one year's accrued unused vacation days and to carry over all unused sick days. The maximum payment for unused sick days is \$5,000. This payment is made only to employees eligible for retirement and is based upon one-third of their accumulated sick leave. Should an employee die after having met the age and service requirements for a regular pension, the compensation for unused sick leave will be paid to the employee's estate. As of December 31, 2013 and 2012, the total accumulated absence liability was \$25,217,507.36 and \$24,843,780.67, respectively. Under accounting principles prescribed for counties by the Division, such amount is not reported either as an expenditure or liability. The County pays for these costs on a pay-as-you-go basis and charges such costs to the Salaries and Wages line of the respective departments from which the costs derived.

**COUNTY OF HUDSON
NOTES TO FINANCIAL STATEMENTS**

DECEMBER 31, 2013 AND 2012

NOTE I. RISK MANAGEMENT

Insurance Coverage

The County established a self-insurance program in accordance with New Jersey Statute Chapter 40:10-6. The Chapter enables the governing body of any local unit to create a fund to provide insurance coverage for its exposure to a wide variety of property casualty risks, including property damage caused to any of the unit's property, motor vehicles, equipment or apparatus; liability resulting from the use or operation of such motor vehicles, equipment or apparatus; liability for the unit's negligence, including that of its officers, employees and servants and workers' compensation obligations.

The County self-insures against such claims, including tort law suits, civil law suits, civil rights and worker's compensation. The County maintains a self-insurance fund, which at December 31, 2013 and 2012 held \$3,579,207.88 and \$3,142,930.60, respectively. The County contributed \$5,124,985.49 and \$7,674,000, respectively, to the fund during the years ended December 31, 2012 and 2013. The County has insured and has obtained the following coverage:

- General liability, including automobile and workers' compensation with limits of \$10,000,000 per occurrence and \$20,000,000 aggregate after exhaustion of a retained limit of \$750,000.
- Storage tank system and clean up policy for limits of \$1,000,000 and \$1,000,000 aggregate, including a deductible of \$25,000 for each claim.
- Property and business interruption sub-policy claims for limits of \$200,000,000 per occurrence with individual sub-policy claim limits.
- Surety bond coverage of \$50,000 for various County officials and a \$350,000 policy for the Chief Financial Officer.

Disaster Recovery

The County has prepared an internal disaster recovery plan in an effort to protect its financial processes and data in the event an unforeseen disaster should occur. Three external servers, each at a different location, are being maintained and updated daily. A fourth server and location are currently under construction. Daily activity is updated to the external servers daily. In addition, a software program has been integrated which synchronizes data on a daily basis for storage on the external servers, and a second program which can restore said data from the external servers should the need arise. In addition, ADP provides external storage for payroll data and provides disks to the County of such information.

**COUNTY OF HUDSON
NOTES TO FINANCIAL STATEMENTS**

DECEMBER 31, 2013 AND 2012

NOTE J. FIXED ASSETS

The County had the following investment balance and activity in general fixed assets for and as of the year ended December 31, 2013.

	Balance December 31, 2012	Additions	Deletions	Balance December 31, 2012
Land	\$ 98,697,326.00	\$ -	\$ -	\$ 98,697,326.00
Buildings	253,511,480.91	6,486,021.45	-	259,997,502.36
Equipment, Vehicles and Furniture	66,841,172.99	8,117,651.91	1,980,898.80	72,977,926.10
Total	\$ 419,049,979.90	\$ 14,603,673.36	\$ 1,980,898.80	\$ 431,672,754.46

In accordance with accounting practices prescribed by the Division, and as further detailed in Note A, no depreciation has been provided for and fixed assets acquired through grants in aid or contributed capital have not been accounted for separately.

NOTE K. INTERFUND TRANSACTIONS

The County has various transactions by and between its individual funds. Certain accounts of the Trust and Capital Funds earn interest which is required to be recorded as revenue in the Current Fund budget. Other transactions include budget appropriations in the Current Fund which are required to be turned over to the Federal and State Grant, Trust and Capital Funds. All these transfers are routine and are consistent with the activities of the funds making the transfers.

Description	Amount	Due From	Due To
Unappropriated Grant	\$ 3,552.00	Current Fund	State and Federal Grants Fund
2012 Bond Anticipation Note Premium	\$ 433,306.00	Current Fund	Capital Fund

The County expects to fully repay all balances in the subsequent year.

**COUNTY OF HUDSON
NOTES TO FINANCIAL STATEMENTS**

DECEMBER 31, 2013 AND 2012

NOTE L. COMMITMENTS AND CONTINGENCIES

CAPITAL LEASE PROGRAM OBLIGATIONS

Hudson County Lease-Purchase Agreement (Correctional Facility) - In connection with a New Jersey Superior Court-ordered construction of a correctional facility within the County, the County entered into a lease-purchase agreement with Hudson County Funding Company, Inc. (HCFC) on November 1, 1988 to fund the construction of the facility. The term of the agreement was from November 1, 1988 to December 1, 2021. Concurrent with the signing of the agreement with HCFC, the County arranged for the issuance of \$104,500,000 in Certificates of Participation. The Certificates represented proportionate interests in the rental payments to be made by the County to HCFC with principal payments commencing in 1992 and interest payments commencing in 1989.

The lease-purchase agreement was amended on July 1, 1990 with the term of the agreement becoming effective July 1, 1990 to December 1, 2021. Additional Certificates of Participation in the amount of \$19,100,000 were concurrently issued with principal payments commencing in 1992 and interest payments commencing in 1990.

On April 1, 1992, the 1988 and 1990 series Certificates of Participation were refunded and replaced with the issuance of \$135,635,000 series 1992 Refunding Certificates of Participation, which in turn were replaced on May 15, 2002 via the "Forward Certificate Purchase Contract" with the issuance of \$118,915,000 series 2002 Refunding Certificates of Participation. The term of the 2002 series Refunding Certificates of Participation is from May 15, 2002 to December 1, 2021.

In addition to the Lease-Purchase Agreements for the initial project as described above, the County entered into a Lease-Purchase Agreement with AGH Leasing, Inc. on September 1, 1998 to fund the construction of a new dormitory housing facility, kitchen facility and related upgrades for the expansion.

On June 22, 2000, the County authorized \$31,000,000 to finance the additional costs of the project. Of the \$31,000,000 authorized, the County, on December 15, 2002, issued \$25,220,000 in Series 2002A Certificates of Participation relating to this Agreement. The Certificates represent proportionate interests in the rental payments to be made by AGH Leasing, Inc. Principal payments commenced December 1, 2005 and continue annually through 2012 for the serial portion, and will then be applied annually from December 1, 2013 through 2021 for mandatory sinking fund payments. Interest is paid semiannually, and commenced June 1, 2005. Capitalized interest of \$2,078,574.33 was paid upon issuance, covering the semiannual dates preceding June 1, 2005.

**COUNTY OF HUDSON
NOTES TO FINANCIAL STATEMENTS**

DECEMBER 31, 2013 AND 2012

NOTE L. COMMITMENTS AND CONTINGENCIES (continued)

CAPITAL LEASE PROGRAM OBLIGATIONS (continued)

On April 30, 2004, the County issued \$5,780,000 in Series 2004 Certificates of Participation, representing the balance of the \$31,000,000 debt authorized to finance the project described in the above paragraph. Principal payments commenced December 1, 2005 and continue annually through 2016 for the Serial portion, and will then be applied annually from December 1, 2017 through 2021 for mandatory sinking fund payments. Interest is paid semiannually, and commenced December 1, 2005. Capitalized interest of \$245,014.88 was paid upon issuance, covering the semiannual dates preceding December 1, 2005.

\$17,155,000 of refunding Certificates of Participation were issued August 8, 2013. The proceeds of the Series 2013 Certificates will be used to provide funds, together with other available funds held by the County and Manufacturers and Traders Trust Company, New York, New York (the "Trustee"), to advance refund a portion of the originally issued \$25,220,000 aggregate principal amount of Certificates of Participation, Series 2002A in the form of term certificates maturing on December 1, 2021 in the aggregate principal amount of \$14,060,000 and any redemption premium associated with such refunding; advance refund a portion of the originally issued \$5,780,000 aggregate principal amount of Certificates of Participation, Series 2004 maturing December 1, 2014 through and including December 1, 2016 and the term certificates maturing on December 1, 2021 in the aggregate principal amount of \$3,180,000; (pay the premium for the Debt Service Reserve Credit Facility in order to fund the Debt Service Reserve Fund; and pay the costs and expenses incurred in connection with the issuance of the Series 2013 Certificates.

As of December 31, 2013, the County The following is an analysis of the correctional facility lease payments to be made by the County through maturity for the remaining Certificates of Participation:

Year	Total Lease		
	Payment	Principal	Interest
2014	\$ 13,422,525.00	\$ 8,385,000.00	\$ 5,037,525.00
2015	13,437,350.00	8,870,000.00	4,567,350.00
2016	13,430,350.00	9,380,000.00	4,050,350.00
2017	13,421,700.00	9,935,000.00	3,486,700.00
2018	13,420,825.00	10,575,000.00	2,845,825.00
2019-2021	40,274,275.00	36,070,000.00	4,204,275.00
	<u>\$ 107,407,025.00</u>	<u>\$ 83,215,000.00</u>	<u>\$ 24,192,025.00</u>

**COUNTY OF HUDSON
NOTES TO FINANCIAL STATEMENTS**

DECEMBER 31, 2013 AND 2012

NOTE L. COMMITMENTS AND CONTINGENCIES (continued)

CAPITAL LEASE PROGRAM OBLIGATIONS (continued)

Hudson County Lease – 1992 Facility Lease Revenue Bonds - On December 1, 1992, the HCIA issued Facility Lease Revenue Bonds (the 1992 Bonds) in the aggregate principal amount of \$112,700,000. The 1992 Bonds were issued to provide funds for (a) the costs of acquisition, construction, installation and equipping of: (i) a 590-bed long-term care facility to be located in the County; (ii) a 66-bed youth house facility; (iii) a police and fire training academy; and (iv) other public facilities to be provided to and used by the County, including County administrative offices (the facilities described in items (i) through (iv) are collectively referred to as the 1992 Facilities) for lease to the County; (b) funding capitalized interest on the 1992 Bonds; and (c) the payment of costs of issuing the 1992 Bonds.

In connection with the issuance of the 1992 Bonds by the HCIA, the HCIA and the County entered into a lease agreement providing for, among other things, the lease of the real property and the construction thereon of the 1992 Facilities by the HCIA, and upon acquisition, construction, installation or equipping of the 1992 Facilities, the payment of rental payments to the HCIA by the County for the County's lease of the 1992 Facilities.

The construction and equipping of the new 590-bed long term care facility (hereafter referred to as the New Hospital Facility) was planned to combine the operations at both the Meadowview Nursing Center and the B.S. Pollak Hospital (together, the Hospitals). The Hospitals were acquired and improved by the Authority with the proceeds of the 1992 Bonds and leased back to the County.

In 1996 the construction of the New Hospital Facility was discontinued and the County and the HCIA determined to transfer the operation, and ultimately the ownership, of the Hospitals to Progressive Health Care of Hudson County Inc. (Progressive), a private company, pursuant to a lease and purchase agreement (the Transfer Agreement). The conveyance of the Hospitals to Progressive resulted in private use of the Hospitals.

In a Letter Ruling dated November 19, 1996 (the Letter Ruling), the IRS determined that in order to effectuate the transfer of the Hospitals to Progressive without adverse tax consequences, the HCIA would be required to make a tender offer to holders of \$26,735,000 of the 1992 Bonds, and defease any of the 1992 Bonds for which the tender offer was made but which were not acquired in the tender offer with moneys other than tax-exempt bond proceeds, at a rate restricted to the yield on the 1992 Bonds.

**COUNTY OF HUDSON
NOTES TO FINANCIAL STATEMENTS**

DECEMBER 31, 2013 AND 2012

NOTE L. COMMITMENTS AND CONTINGENCIES (continued)

CAPITAL LEASE PROGRAM OBLIGATIONS (continued)

On February 14, 1997, the HCIA received and accepted for purchase \$21,360,000 of the 1992 Bonds. The HCIA defeased the \$5,375,000 balance of its 1992 Bonds in accordance with the IRS Letter ruling, for a total issue of \$26,735,000. The HCIA used a portion of the 1997 Bonds to (i) pay the tender price to the holders of the Tendered Bonds and (ii) defease the bonds.

On August 1, 1998, the HCIA issued \$91,575,000 of Facility Lease Revenue Refunding Bonds. The series 1998 Bonds were issued to advance refund all of the HCIA's outstanding \$85,635,000 1992 bonds and pay the costs of issuance of the series 1998 Bonds. The series 1998 bonds are direct and special obligations of the authority payable from and secured by the revenues of the HCIA which are derived from lease of facilities to the County (from County Rental Payments); investment income from related funds; and other related monies, securities and funds.

On March 12, 2004, the HCIA entered into a forward bond purchase contract for the benefit of the County to purchase up to \$71,520,000 of the outstanding 1998 bonds between October 1, 2008 and October 1, 2010 through the issuance of bonds (the "Future Bonds") during that period, provided that the debt service on the 1998 Bonds purchased. The HCIA exercised its right to issue the Future Bonds.

On November 30, 2010, the HCIA, at the consent of the County, as lessee, issued the \$65,900,000 Facility Lease Revenue Refunding Bonds, Series 2010 to call all of the outstanding \$91,575,000 1998 Bonds.

The 2010 Bonds are guaranteed by the County and mature annually through 2025. The combined remaining debt service on the 1997 Bonds facility lease, with interest rates ranging from 7.3% to 7.7% and the 2010 Bonds facility lease, with interest rates ranging from 5.25% to 5.40%, is as follows:

<u>Year</u>	<u>Total Lease Payment</u>	<u>Principal</u>	<u>Interest</u>
2014	\$ 8,963,376.26	\$ 4,620,000.00	\$ 4,343,376.26
2015	8,953,788.76	4,875,000.00	4,078,788.76
2016	8,957,901.26	5,140,000.00	3,817,901.26
2017	8,957,258.76	5,415,000.00	3,542,258.76
2018	8,954,933.76	5,705,000.00	3,249,933.76
2019-2023	44,792,186.28	33,730,000.00	11,062,186.28
2024-2025	17,915,111.26	16,435,000.00	1,480,111.26
	<u>\$ 107,494,556.34</u>	<u>\$ 75,920,000.00</u>	<u>\$ 31,574,556.34</u>

**COUNTY OF HUDSON
NOTES TO FINANCIAL STATEMENTS**

DECEMBER 31, 2013 AND 2012

NOTE L. COMMITMENTS AND CONTINGENCIES (continued)

CAPITAL LEASE PROGRAM OBLIGATIONS (continued)

Hudson County Improvement Authority - 1996 Facility Lease Taxable Revenue Bonds - On December 24, 1996, the HCIA issued Facility Lease Taxable Revenue bonds in the aggregate principal amount of \$29,660,000 (Administrative Building Projects, Series 1996, hereinafter referred to as the 1996 Bonds) at a rate of 7.37%. The Bonds were determined to be taxable by an IRS ruling, because the facility was being used as a private-use facility (hospital). The 1996 Bonds are special obligations of the HCIA payable from and secured by Revenues which are derived from the lease of the Facility to the County and investment income derived from funds held under the Resolution.

The 1996 Bonds were issued to provide funds for (a) the costs of the purchase from the County of the land and improvements thereupon located at 595 Newark Avenue in the City of Jersey City, County of Hudson, New Jersey, being more commonly known as the County Administration Building (hereinafter, the Facility), (b) the costs of additions, enlargements, improvements and expansions to, or repairs, reconstruction and restorations of the Facility, and (c) the payment of the costs of issuing the 1996 Bonds.

Upon acquisition of the facility, the HCIA leased the Facility back to the County for use pursuant to the terms of an agreement entitled Lease and Agreement between County of Hudson, New Jersey and Hudson County Improvement Authority, dated as of December 1, 1996, (the Lease Agreement).

Under the terms of the Lease Agreement, the County is required to make rental payments to the HCIA sufficient, among other things, to pay or provide for the payment of debt service on the 1996 Bonds as well as certain expenses of the HCIA and the Trustee relating to the 1996 Bonds and the Facility.

The obligation of the County to make rental payments and to pay other amounts which are provided for in the Lease Agreement and to perform its obligations hereunder are absolute and unconditional, and such Rental Payments and other amounts shall be payable without rights of set-off, recoupment or counterclaim the County might have against the HCIA, the Trustee or any other person and whether or not the Facility is used or available for use by the County. The County is required to make the Rental Payments out of the first funds becoming legally available to the County for this purpose and to provide funds for such payments to the HCIA, if not otherwise available, from the levy of ad valorem taxes upon all the taxable real property in the County without limitation as to rate or amount.

**COUNTY OF HUDSON
NOTES TO FINANCIAL STATEMENTS**

DECEMBER 31, 2013 AND 2012

NOTE L. COMMITMENTS AND CONTINGENCIES (continued)

CAPITAL LEASE PROGRAM OBLIGATIONS (continued)

The following is an analysis of the Lease Payments to be made by the County through maturity:

Year	Total Lease Payment	Principal	Interest
2014	\$ 2,840,748.50	\$ 2,295,000.00	\$ 545,748.50
2015	2,841,607.00	2,465,000.00	376,607.00
2016	2,839,936.50	2,645,000.00	194,936.50
	<u>\$ 8,522,292.00</u>	<u>\$ 7,405,000.00</u>	<u>\$ 1,117,292.00</u>

Hudson County Improvement Authority 2005 Secured Lease Revenue Bonds - On April 1, 2005, the HCIA issued County Secured Lease Revenue Bonds in the amount of \$29,505,000. The proceeds of the bonds will be used to (a) finance the acquisition, renovation and improvements to the Block Drug Building and the Block Drug Building Site (b) finance the acquisition, renovation and improvement to the Additional County Site (c) pay 12 months capitalized interest on the 2005 bonds, (d) pay costs of issuance associated with the issuance of the Series 2005 bonds, and (e) establish a bond reserve fund.

The Series 2005 Bonds are special obligations of the HCIA payable from and secured by, (i) Revenues of the HCIA which are derived from: (a) the lease of the Facilities to the County pursuant to the provisions of a lease agreement by and between the HCIA and the County dated as of April 1, 2005 (the "Lease Agreement"), under which the County is obligated to make Rental Payments sufficient, among other things, to pay debt service on the Series 2005 Bonds, (b) investment income derived from funds held under the Resolution, (ii) an assignment of the lease Agreement to the Trustee for the Series 2005 Bonds by the HCIA, and (iii) by all monies, securities and funds held or set aside, or to be held or set aside pursuant to the Resolution (except monies in the Rebate Fund which are required to be rebated to the United States Government pursuant to the provisions of the Code in order to ensure that interest on the Series 2005 Bonds is not includable in gross income for federal income tax purposes).

On January 15, 2013, the HCIA issued \$25,460,000 Lease Revenue Refunding Bonds, Series 203 (Hudson County Plaza Refunding Project) to provide funds to advance refund \$24,010,000 of the outstanding 2005 Bonds, and to pay associated costs of issuance. Under the terms of the amended financing, the HCIA leased back its interest in this project to the County, and the County is obligated to make rental payments to the HCIA in amounts sufficient to pay the debt service on the Series 2013 Refunding Bonds when due, as well as other expenses of the HCIA and Trustee.

**COUNTY OF HUDSON
NOTES TO FINANCIAL STATEMENTS**

DECEMBER 31, 2013 AND 2012

NOTE L. COMMITMENTS AND CONTINGENCIES (continued)

CAPITAL LEASE PROGRAM OBLIGATIONS (continued)

The 2013 Bonds consist of (i) serial bonds in the amount of \$14,195,000 bearing interest rates ranging from 2.00% to 5.00% a year maturing from 2014 to 2028 in varying amounts ranging from \$75,000 to \$1,380,000, (ii) \$5,935,000 term bond bearing interest at 3.22% a year, subject to mandatory sinking fund redemption from 2029 to 2032 (final maturity) in varying amounts from \$1,420,000 to \$1,550,000, (iii) \$4,935,000 term bond bearing interest at 3.5% a year, subject to mandatory sinking fund redemption from 2033 to 2035 (final maturity) in varying amounts from \$1,595,000 to \$1,695,000.

The following is an analysis of the lease payments to be made by the County through maturity:

Year	Total Lease Payment	Series 2005		Series 2013	
		Principal	Interest	Principal	Interest
2014	\$ 736,877.50	\$ 685,000.00	\$ 51,877.50	\$ 75,000.00	\$ 945,438.00
2015	732,875.00	715,000.00	17,875.00	75,000.00	943,938.00
2016	-	-	-	825,000.00	930,812.00
2017	-	-	-	855,000.00	901,338.00
2018	-	-	-	890,000.00	866,438.00
2019-2023	-	-	-	5,075,000.00	3,674,187.00
2024-2028	-	-	-	6,400,000.00	2,301,037.00
2029-2033	-	-	-	7,530,000.00	1,138,643.00
2034-2035	-	-	-	3,340,000.00	109,363.00
	<u>\$ 1,469,752.50</u>	<u>\$ 1,400,000.00</u>	<u>\$ 69,752.50</u>	<u>\$ 25,065,000.00</u>	<u>\$ 11,811,194.00</u>

Hudson County Improvement Authority Secured Lease Revenue Bonds Series 2007 - On July 11, 2007, the HCIA issued County Secured Lease Revenue Bonds in the amount of \$27,490,000 at interest rates of 4.0%-5.0%. The proceeds of the bonds will be used to (a) finance the renovation of the facilities to house the relocation of a number of social services agencies that are currently leasing space from private owners, (b) pay 12 months capitalized interest on the 2007 bonds, (c) pay costs of issuance associated with the issuance of the Series 2007 bonds, and (d) establish a bond reserve fund.

**COUNTY OF HUDSON
NOTES TO FINANCIAL STATEMENTS**

DECEMBER 31, 2013 AND 2012

NOTE L. COMMITMENTS AND CONTINGENCIES (continued)

CAPITAL LEASE PROGRAM OBLIGATIONS (continued)

The following is an analysis of the lease payments to be made by the County through maturity:

Year	Total Lease Payment	Principal	Interest
2014	\$ 1,801,405.00	\$ 670,000.00	\$ 1,131,405.00
2015	1,799,647.50	700,000.00	1,099,647.50
2016	1,802,467.50	735,000.00	1,067,467.50
2017	1,802,467.50	765,000.00	1,037,467.50
2018	1,800,870.00	795,000.00	1,005,870.00
2019-2023	8,997,273.75	4,515,000.00	4,482,273.75
2024-2028	8,942,750.00	5,670,000.00	3,272,750.00
2029-2033	8,905,850.00	7,235,000.00	1,670,850.00
2034-2035	3,565,250.00	3,410,000.00	155,250.00
	<u>\$ 39,417,981.25</u>	<u>\$ 24,495,000.00</u>	<u>\$ 14,922,981.25</u>

Lincoln Park Golf Course Project – The County also entered into a lease agreement with the HCIA as part of an agreement regarding the financing of the Lincoln Park Golf Course Project. Refer to Note D “County-Guaranteed Debt” for further description of the matter.

SUBSIDY OF RECOVERY ZONE BONDS

During the year ended December 31, 2011, the County issued General Obligation Recovery Zone Economic Development Bonds in the amount of \$20,700,000. By designating the Bonds as “Recovery Zone Economic Development Bonds,” the County, through the HCIA, will receive cash subsidy payments from the United States Treasury equal to 45 percent of the interest payable on the Bonds on each interest payment date. Over the course of the bonds, through maturity in 2030, the County is due to receive \$7,701,988.81 in subsidies in support of interest payable.

**COUNTY OF HUDSON
NOTES TO FINANCIAL STATEMENTS**

DECEMBER 31, 2013 AND 2012

NOTE L. COMMITMENTS AND CONTINGENCIES (continued)

GRANT PROGRAMS

The County participates in several federal and state financial assistance grant programs. Entitlement to the funds is generally conditional upon compliance with terms and conditions of the grant agreements and applicable regulations, including the expenditures of funds for eligible purposes. The state and federal grants received and expended in the years ended December 31, 2013 and 2012 were subject to OMB Circular A-133 and State of New Jersey OMB Circular 04-04 which mandates that grant revenues and expenditures be audited in conjunction with the County's annual audit. In addition, these programs are also subject to compliance and financial audits by the grantors or their representatives. These grantor agencies reserve the right to conduct additional audits of the County's grant programs for economy, efficiency and program results. As a result of these audits, costs previously reimbursed could become disallowed and require repayment by the County to the grantor agency. As of December 31, 2013 and 2012, the County does not believe that any material liabilities will result from such audits.

AFFORDABLE HOUSING

The State has passed legislation which would seize uncommitted affordable housing funds from municipalities. After rounds of appeals and court orders, the Appellate Division has ruled that the State can seize such funds, assuming proper notice and the ability for municipalities to contest the State's findings are provided. The extent of the County's Affordable Housing funds subject to seizure by the State, if any, is uncertain. As of December 31, 2013 and 2012, the County had balances of \$583,225.59 and \$583,148.31, respectively, in its Affordable Housing Utility Operating and Capital Funds.

ARBITRAGE REBATE

The County is subject Section 148 of Internal Revenue Code, which was enacted to minimize the arbitrage benefits from investing gross proceeds of tax-exempt bonds in higher yielding investments and to remove the arbitrage incentives to issue more bonds, to issue bonds earlier, or to leave bonds outstanding longer than is otherwise reasonably necessary to accomplish the governmental purposes for which the bonds were issued. The County has obtained outside professional services to calculate and monitor the arbitrage requirements for certain bond issues. At December 31, 2013 and 2012 the County has reserved \$2,450,000 to meet potential arbitrage requirements.

**COUNTY OF HUDSON
NOTES TO FINANCIAL STATEMENTS**

DECEMBER 31, 2013 AND 2012

NOTE L. COMMITMENTS AND CONTINGENCIES (continued)

LITIGATION

The County is a defendant in various lawsuits, none of which is unusual for a county of its size and should be adequately covered by the County's insurance program, defense program or by the County directly and which may be settled in a manner satisfactory to the financial stability of the County. The County self-insures and also carries excess insurance for all lines of coverage as described in Note I to the financial statements. It is anticipated that any judgments in excess of insured coverage would be paid by the County through future taxation or future debt borrowing.

Litigation with potential substantial exposure exceeding \$490,000 as noted by County Counsel is highlighted as follows.

- *P.A. vs. County*: This is a lawsuit brought by an outside service entity as well as three employees of the Correctional Center alleging all kinds of Civil Rights violations with respect to their employment and their First Amendment Rights.
- *Jos.B. vs. County*: This is an employment lawsuit against the Welfare Department alleging discrimination on the basis of a disability and gender.
- *Joh.B. vs. County*: Former employee of the Sheriff's Department has sued the County for employment discrimination under fee shifting theories.
- *R.B. vs. County*: This is an employment case against the Hudson County Prosecutor's Office alleging discrimination on the basis of age and retaliation for complaining about age discrimination.
- *M.B vs. County*: This is a claim against the Sheriff's Department alleging First Amendment violations by way of political retaliation.
- *S.B. vs. County*: This is an employment discrimination and harassment case against the Sheriff's Department.
- *T.C. vs. County*: This is a three Plaintiff employment case against the Sheriff's Department alleging discrimination and political retaliation.
- *A.L.C. vs. County*: This is a claim against the Sheriff's Department alleging First Amendment violations by way of political retaliation.
- *J.C. vs. County*: This is a racial and sexual harassment case against co-workers at the Hudson County Sheriff's Office.
- *Estate of B.D vs. County*: A wrongful death action involving a woman who was injured while a passenger in one of the County's Transcend Vehicles.
- *F.H. vs. County*: This is an employment discrimination and retaliation case against the Hudson County Correctional Center. The protected activity is alleged to have been a past lawsuit.

**COUNTY OF HUDSON
NOTES TO FINANCIAL STATEMENTS**

DECEMBER 31, 2013 AND 2012

NOTE L. COMMITMENTS AND CONTINGENCIES (continued)

LITIGATION

- *Estate of A.G vs. County*: This is a civil rights case against the County and the Correctional Center based on the accidental shooting that occurred of a young person when the weapon of a corrections officer was used in that shooting by that corrections officer's child.
- *Joa.G. vs. County*: This is an employment case against the Hudson County Sheriff's Department. Mr. Gonzalez alleges discrimination on the basis of race and retaliation on the bases of the First Amendment concerning a political affiliation.
- *M.G. vs. County*: This is an employment case brought against the County under the New Jersey Law Against Discrimination.
- *Jos.G vs. County*: This is an employment case brought under federal and state fee shifting theories.
- *R.H. vs. County*: R.H. sustained severe injuries while riding his motorcycle on Kennedy Boulevard, Bayonne. He is currently paralyzed. He claims the accident was caused by debris on the roadway from construction being done on behalf of the County.
- *D.H. vs. County*: This complaint was filed in late 2011 but not served until about six months later. It makes allegations commencing in 2009 and alleges sexual harassment and hostile work environment who may have been a sergeant. She also alleges retaliation for complaining about the harassment and the hostile work environment.
- *J.J. vs. County*: This is a case against the Correctional Center alleging a deprivation of Civil Rights, without due process. Plaintiff lost her job at the Corrections Department, she alleges, in a discriminatory way.
- *A.J. vs. County*: This is a case involving a prisoner who was to be expedited to Maryland and claims that the County Correctional Facility held him for too long, violating his civil rights.
- *W.K. vs. County*: This is an employment case alleging discrimination and retaliation based on the First Amendment and W.K.'s political affiliation. W.K. is employed in the Department of Weights and Measures which comes under the aegis of the Sheriff's Department.
- *K.M-R. vs. County*: This is an employment case based on disability and other theories against the County Social Services Department otherwise known as Welfare. There is also an allegation for a failure to accommodate a disability.
- *C.M. vs. County*: this is an unemployment case against the County brought under fee shifting theories under State Statute such as the New Jersey Law Against Discrimination.
- *A.M. vs. County*: Park employee who claims he was wrongfully terminated, he also claims a failure to accommodate.
- *S.M. vs. County*: This is an employment case brought under federal and state fee shifting theories.

**COUNTY OF HUDSON
NOTES TO FINANCIAL STATEMENTS**

DECEMBER 31, 2013 AND 2012

NOTE L. COMMITMENTS AND CONTINGENCIES (continued)

LITIGATION

- *B.O. vs. County*: This is an employment case against the Hudson County Prosecutor's Office by a person holding a position of "Agent" who alleges discrimination on the bases of race and retaliation for complaining about alleged discrimination.
- *M.O. vs. County*: The Plaintiff claims he was denied medical treatment by the Hudson County Correctional Center in violation of his civil rights. He claims that he is now paralyzed. There are two medical malpractice claims currently being brought by the County against the medical providers.
- *Estate of H.P. vs. County*: Plaintiff was killed while crossing at an intersection maintained by the County. Plaintiff's attorney alleges an improperly maintained crosswalk.
- *J.P. vs. County*: This matter is on appeal. Jury verdict of \$556,792.00 and attorneys fees currently at \$404,745.00 and costs of \$17,316. It could increase due to attorney's fees still being accumulated.
- *Ma.P. vs. County*: Discovery has not begun, but the Plaintiff claims fractures of right leg, right ankle and back.
- *Mi.P. vs. County*: This is an employment case against the County for wrongful termination. Mi.P. was terminated arising out of the Rick Johnson (see above) situation. His termination was overturned by the Office of Administrative Law and he has now brought suit because of it.
- *R.Q. vs. County*: This is an employment case based on failure to accommodate against the Buildings Department brought under fee shifting theories under State Statute.
- *K.R-C. vs. County*: This is an employment case against Roads and Bridges alleging disparate treatment on the basis of being a female.
- *T.S. vs. County*: This is an employment action brought by a worker from the Juvenile Detention Center. She claims she was not accommodated by the County with regard to her medical condition in violation of her civil rights and seeks damages.
- *S.S. vs. County*: This is a civil rights lawsuit for jail conditions at the Hudson County Correctional Center while housed on a high security tier. He alleges that his civil rights were violated under the Eighth Amendment of the United States Constitution disallowing cruel and unusual punishment.
- *V.U. vs. County*: This is an automobile accident involving a County Vehicle. V.U. was a pedestrian crossing Erie Street in Jersey City when she was struck by a vehicle driven by a member of the Hudson County Sheriff's Department and is alleging sever back injuries.

**COUNTY OF HUDSON
NOTES TO FINANCIAL STATEMENTS**

DECEMBER 31, 2013 AND 2012

NOTE M. SUBSEQUENT EVENTS

Subsequent events have been evaluated through September 26, 2014, the date which the financial statements were available to be issued.

Issuance of Debt

General Obligation Bonds – On June 11, 2014, the County issued \$19,900,000 of General Obligation Bonds, Series 2014, consisting of: \$15,650,000 County Vocational-Technical Schools Bonds under the New Jersey School Bond Reserve Act of 1980 c. 72 and \$4,250,000 County College Bonds under the County College Bond Act of 1971, c.12. The Vocational-Technical Schools Bonds were issued to provide for the permanent financing of capital improvements and the acquisition of related capital equipment at and for the Hudson County Schools of Technology and to pay for the relate costs of issuance. The County College Bonds were issued to provide for the permanent financing of capital improvements and acquisition of related capital equipment at and for certain facilities of Hudson Community College and to pay for the related costs of issuance.

Refunding Bonds – On September 11, 2014, the County adopted Ordinance No. 527-09-2014 providng for the refunding of certain general obligation bonds and authorizing \$60,000,000 of refunding bonds therefor.

In accordance with this ordinance, the County anticipates issuing approximately \$51,110,000 of General Obligation Refunding Bonds on or around October 30, 2014 at an anticipated interest rate of 4.25%. These bonds will be issued to refund \$10,295,000 of the Series 2006 County College Bonds originally issued for \$25,000,000, \$21,285,000 of Series 2006 County Vocational-Technical Schools Bonds originally issued for \$27,925,000 and \$21,442,000 of Series 2006 General Improvement Bonds originally issued for \$39,082,000.

Bond Ordinances – Capital Improvements

On May 22, 2014, the County adopted Ordinance No. 271-05-2014, providing for the various 2014 capital improvements at and the acquisition and installation of, as applicable, equipment and buses for the Hudson County Schools of Technology, appropriating \$10,100,000 therefor and authorizing the issuance of \$10,100,000 of bonds or notes to finance the cost thereof.

**COUNTY OF HUDSON
NOTES TO FINANCIAL STATEMENTS**

DECEMBER 31, 2013 AND 2012

NOTE M. SUBSEQUENT EVENTS (continued)

Bond Ordinances – Capital Improvements (continued)

On June 26, 2014, the County adopted Ordinance No. 366-06-2014, providing for 2014 various road and bridge improvements by and in the County and appropriating \$9,003,798 therefore, and authorizing the issuance of \$1,495,500 of bonds or notes to finance the cost thereof. The balance of the authorization will be funded by a down payment from the County's Capital Improvement Fund of \$24,500 and Federal and State grants totaling \$7,483,798. The grant funding includes an NJDOT FY2014 County Aid Grant of \$3,195,100, an NJDOT FY2014 Local Bridges and Future Needs Program Fund Grant of \$1,000,000 and a federal grant in the amount of \$3,288,698 from the FY2014 Transportation Improvement Program as allocated by the North Jersey Transportation Planning Authority.

On September 11, 2014, the County adopted Ordinance No. 528-09-2014, providing for the undertaking of capital projects for fiscal year 2015 by and for the Hudson County Community College and appropriating \$3,200,000 therefore and authorizing the issuance of \$3,200,000 in bonds or notes to finance the cost thereof.

On September 11, 2014, the County adopted Ordinance No. 529-09-2014, providing for the undertaking of a science center building by and for the Hudson County Community College and appropriating \$13,800,000 therefor and authorizing the issuance of \$5,700,000 in bonds or notes to finance the cost thereof. The balance of the authorization will be funded by a \$8,100,000 grant from the Secretary of Higher Education of the State of New Jersey.

Acquisition of Properties

On September 11, 2014, the County adopted Resolution No. 504-09-2014 approving an agreement for the purchase of real property in the City of Jersey City commonly known as 15-23 Oakland Avenue and 12-20 Cook Street for the purposes of constructing a new Hudson County Courthouse Building and other related and necessary area improvements. The County has negotiated and is willing to enter into an agreement of sale for the acquisition of this property in the amount of \$8,950,000. Final authorization to acquire the property shall be subject to further approval of the County. Acquisition is strictly subject to the availability of funding in a subsequent bond ordinance.

**COUNTY OF HUDSON
NOTES TO FINANCIAL STATEMENTS**

DECEMBER 31, 2013 AND 2012

NOTE M. SUBSEQUENT EVENTS (continued)

Acquisition of Properties (continued)

On September 22, 2014, the County adopted Resolution No.507-09-2014 authorizing the County to investigate and negotiate the potential acquisition of properties for open space and recreational use and for compliance with the State of New Jersey Green Acres Program and United State National Park Service Land and Water Conservation Fund State Assistance Program. The County has negotiated a purchase agreement for the acquisition of 1811 Paterson Plank Road in the Township of North Bergen in the amount of \$1,675,000. The county will lease the property to the Township subject to the restrictive use that the parcel be used only as a parkland/recreation area pursuant to Green Acres rules and regulations.

Open Space Approval

On September 11, 2014, the County adopted Resolution No. 499-09-2014 which authorized final approval for the 2014 Hudson County Open Space, Recreation and Historic Preservation Trust Fund Projects. Projects approved and payable from the Open Space Trust Fund total \$4,606,424.

County Guarantees

The Hudson County Improvement Authority (HCIA), under the County-Guaranteed Local Unit Loan Program, issued the following pooled notes subsequent to December 31, 2013 and through the date of this report. Generally, the pursuant bond, note and loan obligations are direct and general obligations of each of the respective borrowers and do not constitute obligations against the general credit of the , except to the extent of the County Guarantee issued pursuant to a guaranty ordinance adopted on August 13, 2009 by the County.

On May 13, 2014 the HCIA issued \$35,218,000 of County Guaranteed Pool Notes Series 2014T consisting of \$29,946,000 Tax-Exempt County Guaranteed Pool Notes Series 2012R-1 and \$5,272,000 Federally Taxable County Guaranteed Pool Notes Series 2013R-2. The Notes were issued to provide funds to make loans to the City of Union City, the Township of Weehawken and the HCIA on behalf of the special improvement district in the Township of Weehawken to refinance certain outstanding refunding bond anticipation notes of these borrowers issued to temporarily finance tax appeals and self-insurance, and bond anticipation notes or project notes of the borrowers to temporarily finance capital projects of the borrowers, temporarily finance capital projects and/or storm related expenses of the borrowers, and to pay certain of the costs of issuance of the notes and the borrower notes. The tax-exempt notes were issued at a rate of 1.0% and the taxable notes were issued at a rate of 1.25%. The County Guaranty shall remain in effect until the Notes have been paid in full.

**COUNTY OF HUDSON
NOTES TO FINANCIAL STATEMENTS**

DECEMBER 31, 2013 AND 2012

NOTE M. SUBSEQUENT EVENTS (continued)

County Guarantees (continued)

On July 15, 2014 the HCIA issued \$37,718,000 of County Guaranteed Pool Notes Series 2014U consisting of \$25,274,000 Tax-Exempt County Guaranteed Pool Notes Series 2014U-1A and \$12,244,000 Taxable County Guaranteed Pool Notes Series 2014U-1B. The Notes were issued to provide funds to make loans to the City of Bayonne, City of Jersey City, and the Township of Weehawken to refinance certain outstanding refunding bond anticipation notes, tax appeal refundings notes or project notes of the borrowers issued to temporarily finance capital projects, to temporarily finance capital projects and/or tax appeal refundings, to finance tax anticipation notes and to pay certain costs of issuance of the Notes and the borrower notes. The tax-exempt notes were issued at a rate of 1.25% and the taxable notes were issued at a rate of 1.3%. The County Guaranty shall remain in effect until the Notes have been paid in full.

Questioned Costs

The County received a Fiscal Monitoring Report from the State of New Jersey, Department of Labor and Workforce Development dated April 25, 2014 questioning \$370,578.20 of Labor and Workforce Development grants. The County issued a response to this report on August 13, 2014.

The County also received a letter of Initial Determination from the State of New Jersey, Department of Labor and Workforce Development dated September 19, 2014 questioning \$38,137 of Workforce Investment Act and Workfirst New Jersey Grants.

As of the date of this report, there has been no resolution on either matter. The total potential liability to the County for these questioned costs is \$408,715.20.

REPORT OF AUDIT
SUPPLEMENTARY DATA SECTION

County of Hudson
2013

REPORT OF AUDIT

SUPPLEMENTARY DATA SECTION

Current Fund Schedules

County of Hudson
2013

**COUNTY OF HUDSON
CURRENT FUND
FOR THE YEAR ENDED DECEMBER 31, 2013**

SCHEDULE OF CASH AND CASH EQUIVALENTS

	<u>Ref.</u>		
Balance: December 31, 2012			
Current Fund	A		\$ 86,158,587.48
Federal and State Grant Fund	A, A-12		6,244,524.16
			<u>92,403,111.64</u>
Increased by:			
Non Budget Revenue	A-2a	\$ 6,099,394.03	
Budget Refunds	A-3	12,486,607.32	
Petty Cash	A-6	11,720.00	
County Taxes	A-7	300,320,800.00	
Added and Omitted Taxes	A-8	2,991,588.60	
Revenue Accounts Receivable	A-9	156,682,041.87	
Interfunds	A-12	37,232,521.62	
Appropriation Reserves	A-13	59,186.46	
Due to State of New Jersey- Realty Transfer Fee	A-16	33,827,904.45	
Reserve for Forfeited Bail	A-17	253,090.00	
Reserve for HCST Summer Youth Program	A-21	65,500.00	
Prepaid Revenues	A-22	711.20	
Other Reserves	A-24	<u>381,404,717.98</u>	
			<u>931,435,783.53</u>
			1,023,838,895.17
Decreased by:			
Current Year Budget Appropriations	A-3	464,967,259.90	
Petty Cash	A-6	11,720.00	
Interfunds	A-12	36,806,583.50	
Appropriation Reserves	A-13	28,224,102.13	
Contracts and Commitments Payable	A-14	1,152,333.78	
Adjustment to Contracts Payable	A-14	467.52	
Due to State of New Jersey - Realty Transfer Fee	A-16	33,827,904.45	
Reserve for Forfeited Bail	A-17	101,625.00	
Unclaimed Property	A-20	3,500.00	
Other Reserves	A-24	<u>370,853,982.07</u>	
			<u>935,949,478.35</u>
Balance: December 31, 2013			<u>\$ 87,889,416.82</u>
	<u>Ref.</u>		
Current Fund	A		\$ 82,640,185.31
Federal and State Grant Fund	A, A-12		5,249,231.51
			<u>\$ 87,889,416.82</u>

**COUNTY OF HUDSON
CURRENT FUND
FOR THE YEAR ENDED DECEMBER 31, 2013**

SCHEDULE OF CASH - CHANGE FUNDS

Balance: December 31, 2012	<u>Ref.</u> A	\$ 175.00
Increased by:		
Reclass 2012 Increase to Clerk Change Fund	A-5	<u>25.00</u>
Balance: December 31, 2013	A	<u><u>\$ 200.00</u></u>

Analysis of Balance

Surrogate's Office		\$ 100.00
Office of the County Clerk		<u>100.00</u>
		<u><u>\$ 200.00</u></u>

SCHEDULE OF CASH - PETTY CASH

Balance: December 31, 2012	<u>Ref.</u> A	\$ 25.00
Increased by:		
Disbursements to Custodians	A-4	<u>11,720.00</u>
		11,745.00
Decreased by:		
Returns from Custodians	A-4	\$ 11,720.00
Reclass 2012 Increase to Clerk Change Fund	A-5	<u>25.00</u>
		<u>11,745.00</u>
Balance: December 31, 2013	A	<u><u>\$ -</u></u>

**COUNTY OF HUDSON
CURRENT FUND
FOR THE YEAR ENDED DECEMBER 31, 2013**

SCHEDULE OF COUNTY TAX LEVY

	2013 County Tax Levy	Received	Balance December 31, 2013
City of Bayonne	\$ 27,761,544.43	\$ 27,761,544.43	\$ -
Borough of East Newark	769,899.58	769,899.58	-
Town of Guttenberg	4,894,915.81	4,894,915.81	-
Town of Harrison	5,858,697.85	5,858,697.85	-
City of Hoboken	52,906,680.10	52,906,680.10	-
City of Jersey City	95,984,667.47	95,984,667.47	-
Town of Kearny	17,580,339.80	17,580,339.80	-
Township of North Bergen	25,123,600.28	25,123,600.28	-
Town of Secaucus	26,861,356.30	26,861,356.30	-
City of Union City	16,628,552.95	16,628,552.95	-
Township of Weehawken	13,635,895.74	13,635,895.74	-
Town of West New York	12,314,649.69	12,314,649.69	-
	<u>\$ 300,320,800.00</u>	<u>\$ 300,320,800.00</u>	<u>\$ -</u>
<u>Ref.</u>	A-2	A-4	

**COUNTY OF HUDSON
CURRENT FUND
FOR THE YEAR ENDED DECEMBER 31, 2013**

SCHEDULE OF ADDED AND OMITTED TAXES

	Balance December 31, 2012	Added and Omitted Tax Levy	Decreased	Balance December 31, 2013
City of Bayonne	\$ 50,831.67	\$ 13,152.84	\$ 50,831.67	\$ 13,152.84
Borough of East Newark	499.84	25,376.00	499.84	25,376.00
Town of Guttenberg	9,261.91	-	9,261.91	-
Town of Harrison	16,690.78	17,416.12	16,690.78	17,416.12
City of Hoboken	1,402,072.30	293,343.70	1,402,072.30	293,343.70
City of Jersey City	739,097.34	1,507,446.31	739,097.34	1,507,446.31
Town of Kearny	74,825.55	75,669.66	150,495.21	-
Township of North Bergen	61,438.27	68,857.27	61,438.27	68,857.27
Town of Secaucus	330,964.17	139,184.51	330,964.17	139,184.51
City of Union City	75,830.78	86,089.16	75,830.78	86,089.16
Township of Weehawken	71,088.09	142,918.89	71,088.09	142,918.89
Town of West New York	83,318.24	27,809.35	83,318.24	27,809.35
	<u>\$ 2,915,918.94</u>	<u>\$ 2,397,263.81</u>	<u>\$ 2,991,588.60</u>	<u>\$ 2,321,594.15</u>
<u>Ref.</u>	A			A
Current Year Revenue		A-9	\$ 2,915,918.94	
Prepaid Revenue		A-22	<u>75,669.66</u>	
Cash Receipts		A-4	<u>\$ 2,991,588.60</u>	

COUNTY OF HUDSON
CURRENT FUND
FOR THE YEAR ENDED DECEMBER 31, 2013

SCHEDULE OF REVENUE ACCOUNTS RECEIVABLE

	Current Year Accruals	Cash Collected	Added and Omitted Taxes Realized	Collected for 2014 Revenue	Balance December 31, 2013
Miscellaneous Revenues:					
County Clerk	\$ 130,425.59	\$ 130,425.59	-	-	\$ -
Register of Deeds	7,133,070.12	7,133,070.12	-	-	-
Surrogate	204,334.39	204,334.39	-	-	-
Sheriff	1,455,131.14	1,455,131.14	-	-	-
Interest on Investments and Deposits	580,460.70	580,460.70	-	-	-
Mental Hospital	21,418,656.54	21,418,656.54	-	-	-
Intoxicated Driver Resource Center Fees	194,841.00	194,841.00	-	-	-
New Jersey School Building Aid	92,897.00	92,897.00	-	-	-
Parks and Recreation	303,628.55	303,628.55	-	-	-
Title IV-D, Social Security Act - Child Support Program	817,961.58	817,961.58	-	-	-
Federal and State Contracts - Indirect Cost Allocation	2,882,597.00	2,882,597.00	-	-	-
Maintenance of State Prisoners in County Institutions	59,154.70	59,154.70	-	-	-
Maintenance of Other Inmates in County Institutions	1,289,210.00	1,289,210.00	-	-	-
Maintenance of Other County Juveniles	38,700.00	38,700.00	-	-	-
Maintenance of Federal and ICE Inmates in County Institution	18,704,717.50	20,365,397.50	-	1,660,680.00	-
Reserve to Pay Bonds	92,202.00	92,202.00	-	-	-
Youth House Lunch Reimbursement	50,163.32	50,163.32	-	-	-
Telephone Commissions	857,420.09	857,420.09	-	-	-
State Aid-County College Bonds	3,417,580.50	3,417,580.50	-	-	-
Social and Welfare Services:					
Division of Youth and Family Services	5,868,694.00	5,868,694.00	-	-	-
Supplemental Social Security Income	1,665,766.00	1,665,766.00	-	-	-
Psychiatric Facilities:					
Maintenance of Patients in State Institutions					
for Mental Diseases	8,381,034.00	8,381,034.00	-	-	-
for Mentally Retarded	30,987,838.00	30,987,838.00	-	-	-

**COUNTY OF HUDSON
CURRENT FUND
FOR THE YEAR ENDED DECEMBER 31, 2013**

SCHEDULE OF REVENUE ACCOUNTS RECEIVABLE

	Current Year Accruals	Cash Collected	Added and Omitted Taxes Realized	Collected for 2014 Revenue	Balance December 31, 2013
Psychiatric Facilities (continued):					
Board of County Patients in State and Other Institutions	\$ 42,108.56	\$ 42,108.56	-	\$ -	\$ -
Division of Developmental Disabilities Assessment Program	147,692.89	147,692.89	-	-	-
Open Space Tax Debt Service	1,124,123.76	1,124,123.76	-	-	-
Division of Social Services (Welfare)	31,618,419.28	31,675,090.48	-	56,671.20	0.00
Added and Omitted Taxes	2,915,918.94	-	2,915,918.94	-	-
Constitutional Officers-Increased Fees (P.L. 2001,C.370):					
County Clerk	50,721.06	50,721.06	-	-	-
Register of Deeds and Mortgages	1,783,267.53	1,783,267.53	-	-	-
Surrogate	181,202.20	181,202.20	-	-	-
Sheriff	930,329.74	930,329.74	-	-	-
State of New Jersey- Lease of Court Space	207,306.00	207,306.00	-	-	-
NJ Superior Court - Service Agreements	486,705.00	486,705.00	-	-	-
Dedicated Revenue - Motor Vehicle Fines	4,000,000.00	4,000,000.00	-	-	-
County Prosecutor Funding Initiative Pilot Program	802,500.00	802,500.00	-	-	-
Maintenance of Federal and ICE Inmates in County Institution	3,300,832.50	3,300,832.50	-	-	-
Meadowview Campus - Treatment Leases	600,190.46	600,190.46	-	-	-
Pilot Payments County Share	2,545,085.55	2,545,085.55	-	-	-
ARRA Recovery Zone Bonds Subsidy	517,722.42	517,722.42	-	-	-
U.S. Senate Special Elections - 2013	2,176,125.30	-	-	-	2,176,125.30
	<u>\$ 160,056,734.91</u>	<u>\$ 156,682,041.87</u>	<u>\$ 2,915,918.94</u>	<u>\$ 1,717,351.20</u>	<u>\$ 2,176,125.30</u>
	A-2	A-4	A-8		A
Ref.					
		2014 Revenues Collected	A-22	\$ 1,660,680.00	
		Due to Grants	A-12	56,671.20	
				<u>\$ 1,717,351.20</u>	

**COUNTY OF HUDSON
CURRENT FUND
FOR THE YEAR ENDED DECEMBER 31, 2013**

SCHEDULE OF SECURITY DEPOSITS

	<u>Ref.</u>	
Balance: December 31, 2013 and 2012	A	\$ <u>2,500.00</u>

<u>Analysis of Balance</u>		
American Urban Renewal Associates - Parking Lot Leases - B.S. Pollak Hospital		\$ <u>2,500.00</u>

EXHIBIT A-11

SCHEDULE OF RESERVE FOR PAYMENT OF BOND ANTICIPATION NOTES

	<u>Ref.</u>	
Balance: December 31, 2012	A	\$ 443,306.00
Decreased by:		
Reclass to Capital Fund	A-12	<u>443,306.00</u>
Balance: December 31, 2013		\$ <u>-</u>

COUNTY OF HUDSON
CURRENT FUND
FOR THE YEAR ENDED DECEMBER 31, 2013

SCHEDULE OF INTERFUNDS RECEIVABLE / (PAYABLE)

Ref.	Balance: December 31, 2012	Total	Federal and State Grants Fund	Capital Fund	CDBG	Trust Fund				Self-Insurance	
						CDBG-Emergency Shelter Grant	Home Program	CDBG-Program	Salaries		Worker's Compensation
	\$ -	\$ -	\$ -	\$ -	\$ -	\$ -	\$ -	\$ -	\$ -	\$ -	\$ -
A-2	Increased by Debits:										
A-2a	Budget Revenue Realized	39,129,336.19	39,129,336.19	-	-	-	-	-	-	-	-
A-3	Misc. Revenues Not Anticipated	2,053.19	-	-	2,053.19	-	-	-	-	-	-
A-4	Budget Appropriations	1,466,854.84	1,466,854.84	-	-	-	-	-	-	-	-
A-4	Cash Disbursed	36,806,583.50	34,984,632.91	-	270,692.67	43,938.44	145,151.70	356,375.80	1,005,791.98	-	-
A-4	Cash Re-Allocation	5,249,231.51	5,249,231.51	-	-	-	-	-	-	-	-
contra	Re-Allocation	44,578.44	-	-	44,578.44	-	-	-	-	-	-
A-13	Appropriation Reserves	281,340.94	281,340.94	-	-	-	-	-	-	-	-
	Balance: December 31, 2012	82,979,978.61	81,111,396.39	-	317,324.30	43,938.44	145,151.70	356,375.80	1,005,791.98	-	-
	Decreased by Credits:										
A-4	Cash Received	37,232,521.62	35,408,517.84	-	317,324.30	-	144,511.70	356,375.80	1,005,791.98	-	-
A-4	Cash Re-Allocation	6,244,524.16	6,244,524.16	-	-	-	-	-	-	-	-
A-9	Budget Revenues	56,671.20	56,671.20	-	-	-	-	-	-	-	-
A-3	Budget Appropriations	39,272,275.19	39,272,275.19	-	-	-	-	-	-	-	-
A-11	BAN Premium	443,306.00	-	443,306.00	-	-	-	-	-	-	-
A-14	Accounts Payable	4,408.00	4,408.00	-	-	-	-	-	-	-	-
A-21	HCST Summer Youth Program	110,000.00	110,000.00	-	-	-	-	-	-	-	-
contra	Re-Allocation	44,578.44	-	-	-	-	640.00	-	-	-	-
A-22	Prepaid Revenues	3,552.00	3,552.00	-	-	43,938.44	-	-	-	-	-
A-24	Other Reserves	15,000.00	15,000.00	-	-	-	-	-	-	-	-
	Balance: December 31, 2013	83,426,836.61	81,114,948.39	443,306.00	317,324.30	43,938.44	145,151.70	356,375.80	1,005,791.98	-	-
A		\$ (446,858.00)	\$ (3,552.00)	\$ (443,306.00)	\$ -	\$ -	\$ -	\$ -	\$ -	\$ -	\$ -

COUNTY OF HUDSON
CURRENT FUND
FOR THE YEAR ENDED DECEMBER 31, 2013
SCHEDULE OF 2012 APPROPRIATION RESERVES

	Balance: December 31, 2012		Budget After Transfer	Paid or Charged	Contracts and Commitments Payable	Balance Lapsed
	Reserved	Encumbered				
<u>LEGISLATIVE</u>						
Board of Chosen Freeholders						
Salaries and Wages	\$ 34,001.27	\$ -	\$ 14,001.27	2,844.86	\$ -	\$ 11,156.41
Other Expenses	95,456.08	2,996.80	98,452.88	3,076.28	711.87	94,664.73
Clerk of the Board						
Salaries and Wages	1,334.50	-	1,334.50	954.60	-	379.90
Other Expenses	34,424.68	2,159.10	36,583.78	8,664.45	240.28	27,679.05
<u>ADMINISTRATIVE AND EXECUTIVE</u>						
Law Department						
Salaries and Wages	58,560.87	-	28,560.87	9,719.49	-	18,841.38
Other Expenses	521,169.26	44,327.82	565,497.08	65,312.50	312,119.82	188,064.76
Division of Consumer Protection						
Salaries and Wages	56,976.71	-	11,976.71	565.73	-	11,410.98
Other Expenses	3,000.00	-	3,000.00	-	-	3,000.00
Planning Board						
Salaries and Wages	100.00	-	100.00	-	-	100.00
Other Expenses	20,120.16	695.22	20,815.38	11,831.63	510.48	8,473.27
County Executive						
Salaries and Wages	4,065.78	-	4,065.78	3,183.07	-	882.71
Other Expenses	13,695.08	3,180.28	16,875.36	6,769.90	806.88	9,298.58
County Administrator						
Salaries and Wages	84,153.88	-	9,153.88	1,695.50	-	7,458.38
Other Expenses	560,825.95	17,229.26	578,055.21	630.26	577,424.95	-
Office of Emergency Management						
Salaries and Wages	26,139.58	-	26,139.58	26,099.87	-	39.71
Other Expenses	6,433.51	890.68	7,324.19	2,980.60	105.96	4,237.63

COUNTY OF HUDSON
CURRENT FUND
FOR THE YEAR ENDED DECEMBER 31, 2013

SCHEDULE OF 2012 APPROPRIATION RESERVES

	Balance: December 31, 2012		Budget After Transfer	Paid or Charged	Contracts and Commitments Payable	Balance Lapsed
	Reserved	Encumbered				
<u>ADMINISTRATIVE AND EXECUTIVE (continued)</u>						
Office of Fire Marshall						
Salaries and Wages	\$ 993.79	\$ -	\$ 993.79	\$ 506.22	\$ -	\$ 487.57
Other Expenses	550.16	1,638.64	2,188.80	1,527.25	-	661.55
Office of Cultural and Heritage Affairs						
Salaries and Wages	22,120.64	-	22,120.64	6,288.70	-	15,831.94
Other Expenses	40,767.33	37,947.58	78,714.91	67,678.34	59.98	10,976.59
<u>DEPARTMENT OF FINANCE AND ADMINISTRATION</u>						
Director of Finance and Administration						
Salaries and Wages	45,415.10	-	15,415.10	11,267.67	-	4,147.43
Other Expenses	4,010.38	-	4,010.38	-	-	4,010.38
Audit Services	224,500.00	-	224,500.00	103,000.00	121,500.00	-
Division of Accounts and Controls						
Salaries and Wages	56,571.82	-	26,571.82	6,599.18	-	19,972.64
Other Expenses	91,109.29	1,492.77	42,602.06	16,079.75	26,522.31	(0.00)
Division of Purchasing						
Salaries and Wages	55,562.10	-	15,562.10	1,656.49	-	13,905.61
Other Expenses	9,286.31	11,626.66	20,912.97	13,575.97	7,337.00	0.00
Division of Management Information Services						
Salaries and Wages	100.00	-	100.00	-	-	100.00
Other Expenses	113,088.87	101,817.55	194,906.42	105,837.39	89,069.03	0.00
Division of Tax Assessments						
Salaries and Wages	5,418.91	-	5,418.91	1,514.63	-	3,904.28
Other Expenses	2,489.83	1,046.78	3,536.61	1,230.24	-	2,306.37
Division of Personnel						
Salaries and Wages	43,634.82	-	23,634.82	12,122.08	-	11,512.74
Other Expenses	35,048.71	2,610.01	57,658.72	28,378.43	29,280.29	-

COUNTY OF HUDSON
CURRENT FUND
FOR THE YEAR ENDED DECEMBER 31, 2013

SCHEDULE OF 2012 APPROPRIATION RESERVES

	Balance: December 31, 2012		Budget After Transfer	Paid or Charged	Contracts and Commitments Payable	Balance Lapsed
	Reserved	Encumbered				
<u>DEPARTMENT OF FINANCE AND ADMINISTRATION (continued)</u>						
Insurance						
Group Plans for Employees	\$ 2,950,112.92	\$ -	2,950,112.92	299,099.36	1,651,013.56	\$ 1,000,000.00
Health Benefit Waiver	53,785.71	-	53,785.71	847.74	-	52,937.97
Liability Insurance	-	-	4,106,000.00	4,106,000.00	-	-
Division of Central Services						
Salaries and Wages	2,945.44	-	4,945.44	1,961.24	-	2,984.20
Other Expenses	70,002.79	95,329.27	145,332.06	77,659.31	67,672.75	-
<u>CONSTITUTIONAL OFFICES</u>						
County Clerk						
Salaries and Wages	18,752.74	-	18,752.74	14,243.84	-	4,508.90
Other Expenses	17,448.89	2,217.72	19,666.61	1,949.93	17,716.68	-
Register of Deeds and Mortgages						
Salaries and Wages	72,465.66	-	22,465.66	14,135.89	-	8,329.77
Other Expenses	32,696.07	4,977.93	37,674.00	26,703.88	-	10,970.12
Prosecutor's Office						
Salaries and Wages	1,115,477.91	-	332,477.91	147,376.30	-	185,101.61
Other Expenses	216,002.68	143,893.98	309,896.66	178,897.42	24,168.13	106,831.11
<u>JUDICIARY</u>						
County Surrogate						
Salaries and Wages	30,012.02	-	15,012.02	4,248.95	-	10,763.07
Other Expenses	18,223.27	1,405.72	19,628.99	3,860.54	606.94	15,161.51
Probation Department						
Other Expenses	127,727.00	-	27,727.00	-	-	27,727.00
Title IV-D Social Security Act						
Other Expenses	1,000.00	-	1,000.00	-	-	1,000.00

**COUNTY OF HUDSON
CURRENT FUND
FOR THE YEAR ENDED DECEMBER 31, 2013
SCHEDULE OF 2012 APPROPRIATION RESERVES**

	Balance: December 31, 2012		Budget After Transfer	Paid or Charged	Contracts and Commitments Payable	Balance Lapsed
	Reserved	Encumbered				
<u>REGULATION</u>						
Sheriff's Office						
Salaries and Wages	\$ 896,153.91	\$ -	\$ 321,153.91	\$ 92,631.17	\$ -	\$ 228,522.74
Other Expenses	221,266.49	156,146.73	502,413.22	364,154.67	3,803.92	134,454.63
Board of Elections						
Salaries and Wages	9,154.55	-	9,154.55	1,106.09	-	8,048.46
Other Expenses	25,060.42	2,613.68	27,674.10	10,376.25	-	17,297.85
Special Election Expense	39,605.03	2,472.97	42,078.00	3,497.97	-	38,580.03
County Clerk Elections						
Other Expenses	6,049.72	4,269.30	10,319.02	4,102.56	6,216.46	-
Special Election Expense	71,668.94	-	71,668.94	1,650.00	-	70,018.94
Superintendent of Elections	203,100.32	50,406.60	203,506.92	53,565.76	2,539.53	147,401.63
Weights and Measures						
Salaries and Wages	11,961.90	-	11,961.90	546.22	-	11,415.68
Other Expenses	235.10	-	235.10	150.00	-	85.10
Medical Examiner						
Other Expenses	766,244.00	-	849,244.00	849,081.55	-	162.45
<u>DEPARTMENT OF PARKS & COMMUNITY SERVICE</u>						
Director of Parks & Community Service						
Salaries and Wages	48,569.23	-	13,569.23	876.52	-	12,692.71
Other Expenses	12,312.78	1,678.40	13,991.18	2,443.47	-	11,547.71
Division of Parks						
Salaries and Wages	335,747.73	-	135,747.73	34,327.96	-	101,419.77
Other Expenses	478,072.80	179,560.60	657,633.40	236,002.32	421,631.08	-
Utilities	282,190.12	14,848.54	297,038.66	170,838.28	126,200.38	(0.00)

COUNTY OF HUDSON
CURRENT FUND
FOR THE YEAR ENDED DECEMBER 31, 2013
SCHEDULE OF 2012 APPROPRIATION RESERVES

	Balance: December 31, 2012		Budget After Transfer	Paid or Charged	Contracts and Commitments Payable	Balance Lapsed
	Reserved	Encumbered				
<u>DEPARTMENT OF PARKS & COMMUNITY SERVICE (continued)</u>						
Planning						
Salaries and Wages	\$ 58,829.77	\$ -	18,829.77	1,474.06	\$ -	17,355.71
Other Expenses	17,908.78	7,871.22	25,780.00	20,248.42	-	5,531.58
Business Opportunity & Community Service						
Salaries and Wages	1,443.87	-	1,443.87	562.27	-	881.60
Other Expenses	38,221.70	2,609.13	40,830.83	2,120.01	-	38,710.82
Division of Housing and Community Development						
Salaries and Wages	20,000.00	-	5,000.00	-	-	5,000.00
Other Expenses	9,746.05	-	9,746.05	373.00	-	9,373.05
<u>DEPARTMENT OF ROADS & PUBLIC PROPERTY</u>						
Director of Roads & Public Property						
Salaries and Wages	32,472.60	-	17,472.60	1,874.68	5,597.92	10,000.00
Other Expenses	557.37	4,600.90	5,158.27	2,480.11	2,292.00	386.16
Division of Buildings and Grounds						
Salaries and Wages	408,708.67	-	208,708.67	55,025.24	53,683.43	100,000.00
Other Expenses	1,405,292.29	474,772.72	1,880,065.01	877,372.00	917,051.90	85,641.11
Fuel	100.00	-	100.00	-	-	100.00
Telephone, Water, and Light	2,289,158.38	200,941.92	2,490,100.30	1,919,841.50	570,258.80	(0.00)
Motor Pool						
Salaries and Wages	26,763.57	-	16,763.57	2,545.92	-	14,217.65
Other Expenses	97,320.71	48,525.25	155,845.96	125,651.88	14,254.31	15,939.77
Utilities	145,890.41	71,049.29	216,939.70	115,253.20	101,686.50	(0.00)
Division of Roads and Bridges						
Salaries and Wages	69,611.35	-	44,611.35	3,777.70	-	40,833.65
Other Expenses	394,374.44	63,837.94	308,212.38	79,776.66	228,435.72	-

COUNTY OF HUDSON
CURRENT FUND
FOR THE YEAR ENDED DECEMBER 31, 2013

SCHEDULE OF 2012 APPROPRIATION RESERVES

	Balance: December 31, 2012		Budget After Transfer	Paid or Charged	Contracts and Commitments Payable	Balance Lapsed
	Reserved	Encumbered				
<u>DEPARTMENT OF ROADS & PUBLIC PROPERTY (continued)</u>						
County Bridges	\$ 100.00	\$ -	100.00	-	-	\$ 100.00
Other Expenses						
Joint Bridges						
Salaries and Wages	13,276.23	-	13,276.23	471.47	-	12,804.76
Other Expenses	63,753.42	16,720.35	80,473.77	79,518.73	-	955.04
Lighting of Highways and Bridges	592,338.01	-	592,338.01	260,336.88	332,001.13	-
Office of Traffic Signals, Signs and Meters						
Salaries and Wages	25,545.31	-	10,545.31	805.23	-	9,740.08
Other Expenses	43,442.91	10,914.00	54,356.91	19,509.65	4,799.00	30,048.26
Engineering						
Salaries and Wages	33,836.31	-	23,836.31	12,322.70	-	11,513.61
Other Expenses	23,458.60	13,137.91	36,596.51	13,987.01	4,810.51	17,798.99
Construction - Board of Appeals						
Other Expenses	32,764.65	-	32,764.65	1,327.10	-	31,437.55
<u>DEPARTMENT OF HEALTH AND HUMAN SERVICES</u>						
Director of Health and Human Services						
Salaries and Wages	50,071.92	-	71.92	(71,847.06)	71,918.98	(0.00)
Other Expenses	80,749.47	-	40,749.47	206.73	-	40,542.74
Aid to County Branch - New Jersey Association to Handicapped Adults N.J.S.A. 40:28-8.11	15,000.00	-	15,000.00	-	15,000.00	-
Aid to County Branch - New Jersey Association for Retarded Citizens N.J.S.A. 40:23-8.11	12,500.00	-	12,500.00	-	12,500.00	-
Children's Center for Special Needs - Contractual	55,132.00	-	55,132.00	43,637.00	11,495.00	-
Division of Compliance and Audits						
Salaries and Wages	100.00	-	100.00	-	-	100.00
Other Expenses	100.00	-	100.00	-	-	100.00

COUNTY OF HUDSON
CURRENT FUND
FOR THE YEAR ENDED DECEMBER 31, 2013
SCHEDULE OF 2012 APPROPRIATION RESERVES

	Balance: December 31, 2012		Budget After Transfer	Paid or Charged	Contracts and Commitments Payable	Balance Lapsed
	Reserved	Encumbered				
<u>DEPARTMENT OF HEALTH AND HUMAN SERVICES (continued)</u>						
Office on Aging						
Salaries and Wages	\$ 2,789.48	\$ -	2,789.48	715.08	\$ -	\$ 2,074.40
Other Expenses	10,441.90	-	10,441.90	320.00	10,121.90	0.00
Veterans' Internments						
Salaries and Wages	23,929.15	-	929.15	-	-	929.15
Other Expenses	35,708.30	16.70	35,725.00	10.00	16.70	35,698.30
Office of Disability Services						
Salaries and Wages	50,087.86	-	5,087.86	(15,449.52)	-	20,537.38
Other Expenses	20,418.33	5,042.03	25,460.36	5,958.55	1,610.91	17,890.90
Visiting Homemaker Service -						
Child Abuse Services in Emergency	-	-	-	-	-	-
Division of Psychiatric Services						
Salaries and Wages	100.00	-	100.00	-	-	100.00
Other Expenses	100.00	-	100.00	-	-	100.00
Meadowview Psychiatric Hospital						
Salaries and Wages	268,706.93	-	118,706.93	45,264.12	-	73,442.81
Other Expenses	783,773.54	90,633.73	622,407.27	404,662.63	217,744.64	-
Food and Kitchen Supplies	178,639.73	6,196.49	236,836.22	225,685.23	-	11,150.99
Division of Public Health						
Salaries and Wages	975.02	-	975.02	428.85	-	546.17
Other Expenses	17,729.58	1,371.48	19,101.06	453.46	2,012.07	16,635.53
Maintenance of Patients in State Institutions						
for Mental Disease N.J.S.A. 30:4-79	29,689.50	-	29,689.50	-	-	29,689.50
Project C.A.A.R.E.	51,933.18	471,806.13	523,739.31	463,265.38	60,473.93	(0.00)
Employee Health Clinic						
Salaries and Wages	100.00	-	100.00	-	-	100.00
Other Expenses	100.00	-	100.00	-	-	100.00

COUNTY OF HUDSON
CURRENT FUND
FOR THE YEAR ENDED DECEMBER 31, 2013
SCHEDULE OF 2012 APPROPRIATION RESERVES

	Balance: December 31, 2012		Budget After Transfer	Paid or Charged	Contracts and Commitments Payable	Balance Lapsed
	Reserved	Encumbered				
<u>DEPARTMENT OF HEALTH AND HUMAN SERVICES (continued)</u>						
T.B. Chest Clinic						
Salaries and Wages	\$ 49,148.08	\$ -	\$ 14,148.08	\$ (42,971.95)	\$ -	\$ 57,120.03
Other Expenses	104,626.19	68,738.27	133,364.46	25,689.43	2,136.09	105,538.94
Diagnostic Shelter Program - Contractual	303,204.00	-	303,204.00	161,920.00	141,284.00	-
<u>DEPARTMENT OF FAMILY SERVICES</u>						
Director of Family Services						
Salaries and Wages	4,769.84	-	4,769.84	780.29	-	3,989.55
Other Expenses	62,119.60	227.57	62,347.17	666.37	-	61,680.80
County Welfare Agency						
Salaries and Wages	856,681.36	-	856,681.36	380,310.99	-	476,370.37
Other Expenses	3,622,430.94	156,482.37	3,778,913.31	3,429,018.50	349,894.81	(0.00)
County Assistance Programs	3,283,404.00	-	3,283,404.00	-	3,283,404.00	-
Office of Workforce Development						
Salaries and Wages	1,989.76	-	1,989.76	734.95	-	1,254.81
Other Expenses	46,639.57	771.62	47,411.19	771.62	-	46,639.57
<u>DEPARTMENT OF CORRECTIONS</u>						
Adult Correctional Center						
Salaries and Wages	1,610,602.04	-	910,602.04	910,602.04	-	(0.00)
Other Expenses	2,407,053.12	514,117.47	2,896,170.59	2,372,845.85	204,987.13	318,337.61
Food and Kitchen Supplies	349,595.98	5,925.11	355,521.09	217,931.60	-	137,589.49
Payment to Municipal Authorities and Utilities	695,694.39	-	820,694.39	808,766.73	-	11,927.66
Division of Juvenile Detention						
Salaries and Wages	107,919.64	-	82,919.64	28,670.35	-	54,249.29
Other Expenses	117,115.03	46,865.23	163,980.26	68,913.92	36,139.96	58,926.38
Food and Kitchen Supplies	22,202.45	1,070.37	23,272.82	19,175.98	-	4,096.84

COUNTY OF HUDSON
CURRENT FUND
FOR THE YEAR ENDED DECEMBER 31, 2013

SCHEDULE OF 2012 APPROPRIATION RESERVES

	Balance: December 31, 2012		Budget After Transfer	Paid or Charged	Contracts and Commitments Payable	Balance Lapsed
	Reserved	Encumbered				
<u>DEPARTMENT OF EDUCATION</u>						
Superintendent of Schools						
Salaries and Wages	\$ 1,707.02	\$ -	\$ 1,707.02	\$ 801.87	\$ -	\$ 905.15
Other Expenses	1,598.54	7,139.68	8,738.22	7,485.68	-	1,252.54
Hudson County Community College	7,395,425.56	-	7,395,425.56	7,393,431.00	1,994.56	0.00
Reimbursements for Residents Attending Out of County 2 Year Colleges - N.J.S.A. 18A:64A-23	42,003.29	-	42,003.29	32,655.78	-	9,347.51
Vocational School - Adult School	51,288.00	-	51,288.00	51,288.00	-	-
<u>UNCLASSIFIED</u>						
Ethics Board						
Salaries and Wages	997.82	-	997.82	42.56	-	955.26
Other Expenses	18,730.20	-	18,730.20	-	-	18,730.20
Administration of Debt Service	208,375.98	-	208,375.98	12,274.00	180,000.00	16,101.98
Advertisements and Announcements	43,277.87	-	43,277.87	-	-	43,277.87
Volunteer Fire Co. Instruction-N.J.S.A. 40:23-89	4,000.00	-	4,000.00	-	4,000.00	-
<u>PUBLIC AND PRIVATE PROGRAMS OFFSET BY REVENUES</u>						
Matching Funds for Grants	9,309.00	-	9,309.00	-	-	9,309.00
<u>CONTINGENT</u>						
	15,000.00	-	15,000.00	-	-	15,000.00
<u>COUNTY DEBT SERVICE</u>						
Interest on Notes	0.13	-	0.13	-	-	0.13

COUNTY OF HUDSON
CURRENT FUND
FOR THE YEAR ENDED DECEMBER 31, 2013

SCHEDULE OF 2012 APPROPRIATION RESERVES

	Balance: December 31, 2012		Budget After Transfer	Paid or Charged	Contracts and Commitments Payable	Balance Lapsed
	Reserved	Encumbered				
DEFERRED CHARGES AND STATUTORY EXPENDITURES						
Deferred Charges						
Prior Year Bills	\$ 16,708.20	\$ -	\$ 16,708.20	-	\$ 16,708.20	\$ -
Statutory Expenditures						
Contribution To:						
Public Employees' Retirement System	100.00	-	100.00	-	-	100.00
Social Security System (O.A.S.I.)	662,234.24	-	262,234.24	-	262,234.24	0.00
Police and Firemen's Pension Fund	100.00	-	100.00	-	-	100.00
Court Attendants' Pension Fund	55,226.20	-	55,226.20	-	-	55,226.20
Noncontributory County Pension Fund	101,941.29	-	101,941.29	-	-	101,941.29
Veterans' Pension Fund	141.36	-	141.36	-	-	141.36
Deferred Contribution Retirement Program	24,448.62	-	4,448.62	-	4,448.62	0.00
N.J. State Disability Insurance	96,713.50	-	96,713.50	62,939.23	33,774.27	-
	<u>\$ 40,333,485.61</u>	<u>\$ 3,180,865.47</u>	<u>\$ 43,514,351.08</u>	<u>\$ 27,868,636.93</u>	<u>\$ 10,646,029.51</u>	<u>\$ 4,999,684.64</u>
	A	A-23			A-14	A-1
	Ref.	Ref.				
Cash Disbursements		A-4	\$ 28,224,102.13			
Other Reserves		A-24	4,930.20			
			<u>\$ 28,229,032.33</u>			
Less:						
Reimbursements from Grants		A-12	\$ 281,340.94			
Cash Receipts		A-4	59,186.46			
Contracts Payable Adjustment		A-14	19,868.00			
			<u>360,395.40</u>			
			<u>\$ 27,868,636.93</u>			

COUNTY OF HUDSON
CURRENT FUND
FOR THE YEAR ENDED DECEMBER 31, 2013

SCHEDULE OF CONTRACTS AND COMMITMENTS PAYABLE

Contracts and Commitments from Budget Year Ended	Balance December 31, 2012	Increased by:		Decreased by:		Balance December 31, 2013
		Appropriation Reserves	Contract Revision	Transfers and Adjustments	Cash Disbursements	
Dec. 31, 2004	\$ 527,176.79	\$ -	\$ -	\$ -	\$ -	\$ 527,176.79
Dec. 31, 2005	678,016.32	-	-	(25,773.30)	-	652,243.02
Dec. 31, 2006	504,091.52	-	-	-	9,323.04	494,768.48
Dec. 31, 2007	796,146.38	-	-	-	14,850.11	781,296.27
Dec. 31, 2008	1,102,225.73	-	0.07	131,777.70	10,677.94	1,223,325.56
Dec. 31, 2009	2,170,545.16	-	132,294.86	(106,004.40)	68,579.92	468,072.71
Dec. 31, 2010	5,485,475.78	-	332,371.12	-	325,073.00	135,619.96
Dec. 31, 2011	4,920,899.55	-	531,150.95	(21,189.38)	723,829.77	-
Dec. 31, 2012	-	10,646,029.51	-	-	-	-
	\$ 16,184,577.23	\$ 10,646,029.51	\$ 995,817.00	\$ (21,189.38)	\$ 1,152,333.78	\$ 4,282,502.79
	A	A-13	A-1	A-4	A-4	A
Ref.		Due to Grant Fund Operations	\$ -		A-12	\$ 4,408.00
		Cash Disbursement	343.47		A-1	4,278,094.79
		Appropriation Reserves	467.52		A-4	-
		Adjust Unclaimed Property Encumbrance	19,868.00		A-13	-
			510.39		A-20	-
			\$ 21,189.38			\$ 4,282,502.79

**COUNTY OF HUDSON
CURRENT FUND
FOR THE YEAR ENDED DECEMBER 31, 2013**

SCHEDULE OF RESERVE FOR COUNTY COLLEGE (EFA) INTEREST

	<u>Ref.</u>	
Balance: December 31, 2013 and 2012	A	\$ <u>33,652.40</u>

EXHIBIT A-16

SCHEDULE OF DUE TO STATE OF NEW JERSEY

	<u>Ref.</u>	
Balance: December 31, 2012		\$ -
Increased by Cash Received by County Register:		
Realty Transfer Fees		\$ 21,601,625.11
NPNRF		4,512,740.50
Extraordinary Aid Account		5,891,603.84
Archive and Record Management Preservations		<u>1,821,935.00</u>
	A-4	<u>33,827,904.45</u>
		33,827,904.45
Decreased by Cash Disbursed to State Agencies:		
Division of Revenue (NJ Realty Transfer Fees)		21,601,625.11
NJ AHTF		4,512,740.50
NJEAA		5,891,603.84
NJ Public Records Preservation		<u>1,821,935.00</u>
	A-4	<u>33,827,904.45</u>
Balance: December 31, 2013		<u>\$ -</u>

**COUNTY OF HUDSON
CURRENT FUND
FOR THE YEAR ENDED DECEMBER 31, 2013**

SCHEDULE OF RESERVE FOR FORFEITED BAIL

	<u>Ref.</u>		
Balance: December 31, 2012			\$ -
Increased by:			
Cash Received	A-4		<u>253,090.00</u>
			253,090.00
Decreased by:			
Credit to Operations	A-1	\$ 151,465.00	
Cash Disbursed	A-4	<u>101,625.00</u>	
			<u>253,090.00</u>
Balance: December 31, 2013			<u><u>\$ -</u></u>

EXHIBIT A-18

SCHEDULE OF RESERVE FOR TAX REBATE ON CAPITAL INVESTMENTS

	<u>Ref.</u>	
Balance: December 31, 2013 and 2012	A	<u><u>\$ 2,450,000.00</u></u>

**COUNTY OF HUDSON
CURRENT FUND
FOR THE YEAR ENDED DECEMBER 31, 2013
SCHEDULE OF MISCELLANEOUS PAYABLES**

	<u>Ref.</u>	
Balance: December 31, 2013 and 2012	A	\$ 4,793.38

EXHIBIT A-20

SCHEDULE OF RESERVE FOR UNCLAIMED PROPERTY

	<u>Ref.</u>	
Balance: December 31, 2012	A	\$ 315,879.70
Increased by:		
Adjustment for Encumbrances	A-14	510.39
		316,390.09
Increased by:		
Cash Disbursements	A-4	\$ 3,500.00
Current Year Encumbrances	A-23	510.39
		4,010.39
Balance: December 31, 2013	A	\$ 312,379.70

**COUNTY OF HUDSON
CURRENT FUND
FOR THE YEAR ENDED DECEMBER 31, 2013**

**SCHEDULE OF RESERVE FOR HUDSON COUNTY SCHOOLS OF TECHNOLOGY -
SUMMER YOUTH PROGRAM**

Balance: December 31, 2012	<u>Ref.</u> A	\$ 110,000.00
Increased By:		
Cash Received	A-4	65,500.00
		<u>175,500.00</u>
Decreased By:		
Due to Federal and State Grant Fund	A-12	110,000.00
		<u>110,000.00</u>
Balance: December 31, 2013	A	<u><u>\$ 65,500.00</u></u>

**COUNTY OF HUDSON
CURRENT FUND
FOR THE YEAR ENDED DECEMBER 31, 2013
SCHEDULE OF PREPAID REVENUES**

	Balance December 31, 2012	Additions		Unappropriated Grants	Balance December 31, 2013
		Cash Receipts	Collected in Revenue Accounts		
Destination Marketing Grant	\$ 2,840.80	\$ 711.20	\$ -	\$ 3,552.00	\$ -
Organization Grant Town of Kearny - Added and Omitted Tax Levy	-	-	75,669.66	-	75,669.66
Maintenance of Federal and ICE Inmates in County Institutions	-	-	1,660,680.00	-	1,660,680.00
	<u>\$ 2,840.80</u>	<u>\$ 711.20</u>	<u>\$ 1,736,349.66</u>	<u>\$ 3,552.00</u>	<u>\$ 1,736,349.66</u>
	A	A-4		A-12	A
		A-8	\$ 75,669.66		
		A-9	1,660,680.00		
			<u>\$ 1,736,349.66</u>		

Ref.

**COUNTY OF HUDSON
CURRENT FUND
FOR THE YEAR ENDED DECEMBER 31, 2013
SCHEDULE OF ENCUMBRANCES PAYABLE**

Balance: December 31, 2012	<u>Ref.</u> A		\$ 3,180,865.47
Increased By:			
2013 Budget Appropriations	A-3	\$ 27,030,147.43	
Unclaimed Funds	A-20	<u>510.39</u>	
			<u>27,030,657.82</u>
			30,211,523.29
Decreased By:			
Appropriation Reserves	A-13		<u>3,180,865.47</u>
Balance: December 31, 2013	A		<u><u>\$ 27,030,657.82</u></u>

**COUNTY OF HUDSON
CURRENT FUND
FOR THE YEAR ENDED DECEMBER 31, 2013**

SCHEDULE OF OTHER RESERVES

	<u>Ref</u>	<u>TOTAL</u>	<u>Claims</u>	<u>Appropriation Refunds</u>	<u>Refund of Revenues</u>
Balance: December 31, 2012	\$	-	\$	-	\$
Add:					
Cash Receipts	A-4	381,404,717.98	370,848,865.87	10,555,852.11	-
Appropriation Reserves	A-13	4,930.20	4,930.20	-	-
Charge Refunds to Operations	A-1	15,186.00	-	-	15,186.00
Subtotal		381,424,834.18	370,853,796.07	10,555,852.11	15,186.00
Less:					
Apply to Appropriation Accounts	A-3	9,044,820.67	-	9,044,820.67	-
Apply to Misc. Revenues not Anticipated	A-2a	1,511,031.44	-	1,511,031.44	-
Cash Disbursements	A-4	370,853,982.07	370,853,796.07	-	186.00
Grants Interfund	A-12	15,000.00	-	-	15,000.00
Balance: December 31, 2013	\$	-	\$	(0.00)	\$

REPORT OF AUDIT

SUPPLEMENTARY DATA SECTION

Federal and State Grants Fund Schedules

County of Hudson
2013

**COUNTY OF HUDSON
FEDERAL AND STATE GRANT FUND
FOR THE YEAR ENDED DECEMBER 31, 2013
SCHEDULE OF FEDERAL AND STATE GRANTS RECEIVABLE**

Budget Year	Balance December 31, 2012	Anticipated in Budget		Cash Receipts	Adjustments and Cancellations	Balance December 31, 2013
		As Adopted	As Added by 40A:4-87			
N.J. Department of Community Affairs						
2013	\$ -	\$ -	\$ 14,441.17	\$ 14,441.17	\$ -	\$ -
2013	-	-	2,312.02	-	-	2,312.02
N.J. Department of Treasury						
2011	22,679.46	-	-	-	-	22,679.46
2012	517,202.41	-	-	512,971.06	-	4,231.35
2013	-	662,211.00	-	127,765.60	-	534,445.40
N.J. Department of State						
2013	-	101,279.00	-	86,087.00	-	15,192.00
2012	15,191.00	-	-	15,191.00	-	-
2005	46,262.60	-	-	-	-	46,262.60
2006	17,562.35	-	-	-	-	17,562.35
2007	8,650.00	-	-	-	-	8,650.00
2008	96,266.00	-	-	-	-	96,266.00
2013	-	-	82,350.00	41,175.00	-	41,175.00
N.J. Department of Health and Senior Services						
2011	12,425.00	-	-	-	12,425.00	-
2012	636,651.00	-	-	636,189.00	-	462.00
2013	-	990,834.00	-	666,217.00	6,753.00	317,864.00
2012	9,200.00	-	-	9,200.00	-	-
2015	-	-	25,000.00	15,000.00	-	10,000.00
2011	117,332.00	-	-	117,332.00	-	-
2012	302,780.00	-	-	302,780.00	-	-
2012	125,086.00	-	-	110,232.00	-	14,854.00
2013	-	-	302,780.00	-	-	302,780.00
2013	-	240,541.00	-	183,793.00	-	56,748.00
2006	672,576.08	-	-	-	-	672,576.08
2007	391,825.00	-	-	-	-	391,825.00
2008	267,464.00	-	-	-	-	267,464.00
2009	486,957.00	-	-	-	-	486,957.00
2010	293,203.00	-	-	-	-	293,203.00

COUNTY OF HUDSON
FEDERAL AND STATE GRANT FUND
FOR THE YEAR ENDED DECEMBER 31, 2013

SCHEDULE OF FEDERAL AND STATE GRANTS RECEIVABLE

Budget Year	Balance December 31, 2012	Anticipated in Budget		Cash Receipts	Adjustments and Cancellations	Balance December 31, 2013
		As Adopted	As Added by 40A:4-87			
N.J. Department of Health and Senior Services (continued)						
2011	\$ 441,901.00	\$ -	\$ -	\$ -	\$ -	\$ 441,901.00
2012	2,828,290.00	-	-	1,568,252.00	-	1,260,038.00
2013	-	4,504,050.00	1,961,176.00	3,211,018.00	-	3,254,208.00
N.J. Department of Human Services						
2011	4,230.00	-	-	4,230.00	-	-
2012	33,564.00	-	-	33,564.00	-	-
2013	-	126,907.00	-	103,640.00	-	23,267.00
2006	12,145.74	-	-	-	-	12,145.74
2007	57,769.00	-	-	-	-	57,769.00
2008	6,288.00	-	-	-	-	6,288.00
2010	57,774.00	-	-	-	-	57,774.00
2011	7,804.26	-	-	-	-	7,804.26
2012	380,645.00	-	-	357,906.00	-	22,739.00
2013	-	1,522,578.00	99,097.00	-	-	1,621,675.00
2006	614,553.00	-	-	-	-	614,553.00
2007	597,618.00	-	-	-	-	597,618.00
2008	818,393.00	-	-	-	-	818,393.00
2009	415,654.00	-	-	-	-	415,654.00
2009	28,516.00	-	-	-	-	28,516.00
2009	181,394.00	-	-	-	-	181,394.00
2009	286,921.00	-	-	-	-	286,921.00
2010	58,075.00	-	-	-	-	58,075.00
2011	66,391.00	-	-	-	-	66,391.00
2012	357,299.00	-	-	304,616.00	-	52,683.00
2013	-	-	476,399.00	-	-	476,399.00
2010	649,592.00	-	-	37,168.00	-	612,424.00
2011	875,169.00	-	-	871,018.00	-	4,151.00
2012	5,430,821.00	-	-	4,755,557.00	-	675,264.00
2013	-	-	6,105,846.00	958,860.00	-	5,146,986.00
2010	261,774.00	-	-	-	-	261,774.00
2011	200,000.00	-	-	-	-	200,000.00

**COUNTY OF HUDSON
FEDERAL AND STATE GRANT FUND
FOR THE YEAR ENDED DECEMBER 31, 2013
SCHEDULE OF FEDERAL AND STATE GRANTS RECEIVABLE**

Budget Year	Balance December 31, 2012	Anticipated in Budget		Cash Receipts	Adjustments and Cancellations	Balance December 31, 2013
		As Adopted	As Added by 40A:4-87			
N.J. Department of Human Services (continued)						
2012	\$ 50,000.00	\$ -	\$ -	\$ 43,843.00	\$ -	\$ 6,157.00
2013	-	300,000.00	-	56,823.00	-	243,177.00
2010	56,772.00	-	-	(28,123.00)	-	84,895.00
2011	53,402.00	-	-	28,123.00	-	25,279.00
2012	756,583.00	-	-	752,437.00	-	4,146.00
2013	-	-	756,583.00	-	-	756,583.00
2013	-	-	4,719,400.00	1,179,850.00	-	3,539,550.00
N.J. Department of Labor and Workforce Development						
2011	6,500.00	-	-	-	-	6,500.00
2004	1,745,387.51	-	-	-	-	1,745,387.51
2006	2,494.20	-	-	-	-	2,494.20
2007	47,798.00	-	-	-	-	47,798.00
2007	57,934.80	-	-	-	-	57,934.80
2008	915.00	-	-	-	-	915.00
2009	5,655.00	-	-	-	-	5,655.00
2011	32,876.00	-	-	(27,096.00)	-	59,972.00
2012	2,439,498.00	-	-	1,878,687.00	-	560,811.00
2013	-	-	3,019,002.00	37,359.00	-	2,981,643.00
2011	72,581.00	-	-	39,134.00	-	33,447.00
2009	1,848.00	-	-	-	-	1,848.00
N.J. Department of Law and Public Safety						
2005	10,592.00	-	-	-	-	10,592.00
2006	10,877.00	-	-	-	-	10,877.00
2008	7,270.00	-	-	-	-	7,270.00
2010	18,973.00	-	-	-	-	18,973.00
2012	56,524.00	-	-	12,718.00	-	43,806.00
2013	-	-	40,380.00	20,190.00	-	20,190.00
2008	366,083.19	-	-	-	-	366,083.19
2009	71,164.44	-	-	-	-	71,164.44
2010	137,686.84	-	-	-	-	137,686.84

**COUNTY OF HUDSON
FEDERAL AND STATE GRANT FUND
FOR THE YEAR ENDED DECEMBER 31, 2013**

SCHEDULE OF FEDERAL AND STATE GRANTS RECEIVABLE

Budget Year	Balance December 31, 2012	Anticipated in Budget		Cash Receipts	Adjustments and Cancellations	Balance December 31, 2013
		As Adopted	As Added by 40A:4-87			
N.J. Department of Law and Public Safety (continued)						
2011	\$ 37,440.10	\$ -	\$ -	\$ -	\$ -	\$ 37,440.10
2012	867,803.00	-	-	512,686.97	-	355,116.03
2013	-	-	867,803.00	363,447.52	-	504,355.48
2013	-	120,000.00	-	-	-	120,000.00
2010	39,639.43	-	-	39,639.43	-	-
2012	83,752.00	-	-	72,833.73	-	10,918.27
2013	-	-	99,268.65	99,268.65	-	-
2011	97,789.97	-	-	97,789.97	-	-
2013	-	385,326.00	-	237,036.92	-	148,289.08
2008	236,805.38	-	-	-	-	236,805.38
2009	29,819.18	-	-	-	-	29,819.18
2010	94,180.51	-	-	-	-	94,180.51
2011	54,566.98	-	-	-	-	54,566.98
2012	312,767.00	-	-	226,993.08	-	85,773.92
2013	-	-	312,767.00	81,667.17	-	231,099.83
2012	60,000.00	-	-	47,412.18	12,587.82	-
2013	-	250,000.00	-	165,187.22	-	84,812.78
2010	751.72	-	-	-	-	751.72
2012	5,159.50	-	-	5,014.94	144.56	0.00
2013	-	67,157.00	-	66,616.68	-	540.32
2008	50,998.00	-	-	-	-	50,998.00
2009	419,960.00	-	-	-	-	419,960.00
2010	250,000.00	-	-	-	-	250,000.00
2008	755.98	-	-	-	-	755.98
2009	219,281.23	-	-	219,281.15	-	0.08
2010	1,843,630.02	-	-	1,842,935.99	-	694.03
2011	900,577.55	-	-	-	-	900,577.55
2012	498,843.82	-	-	-	-	498,843.82
2013	-	-	572,449.74	-	-	572,449.74
2008	55.53	-	-	-	-	55.53
2009	3,110.95	-	-	-	-	3,110.95

**COUNTY OF HUDSON
FEDERAL AND STATE GRANT FUND
FOR THE YEAR ENDED DECEMBER 31, 2013
SCHEDULE OF FEDERAL AND STATE GRANTS RECEIVABLE**

Budget Year	Balance December 31, 2012	Anticipated in Budget		Cash Receipts	Adjustments and Cancellations	Balance December 31, 2013
		As Adopted	As Added by 40A:4-87			
N.J. Department of Law and Public Safety (continued)						
2012	\$ 39,662.31	\$ -	\$ -	\$ 39,456.89	\$ 205.42	\$ (0.00)
2013	-	60,000.00	-	59,306.50	-	693.50
2006	13,200.71	-	-	-	-	13,200.71
2005	254,290.39	-	-	-	-	254,290.39
2007	3,000.00	-	-	-	-	3,000.00
2009	77.14	-	-	-	77.14	-
2010	28.40	-	-	-	28.40	-
2011	277,003.00	-	-	276,229.54	-	773.46
2011	638,750.00	-	-	-	-	638,750.00
2013	-	-	301,500.00	-	-	301,500.00
2013	-	298,000.00	-	-	-	298,000.00
2013	-	100,000.00	-	95,000.00	-	5,000.00
2013	-	-	187,500.00	-	-	187,500.00
2013	-	-	23,000.00	-	-	23,000.00
2012	6,088.50	-	-	6,088.50	-	-
2013	-	15,968.00	-	10,931.91	-	5,036.09
*	-	-	-	(312.00)	-	312.00
2012	125,216.00	-	-	125,216.00	-	-
2013	-	-	159,819.00	36,881.40	-	122,937.60
2008	100,000.00	-	-	-	-	100,000.00
2010	50,000.00	-	-	-	-	50,000.00
2011	50,000.00	-	-	-	-	50,000.00
2011	11,275.89	-	-	11,275.89	-	-
2013	-	-	66,893.00	-	-	66,893.00
N.J. Office of Homeland Security & Preparedness						
2011	1,000,000.00	-	-	1,000,000.00	-	-
2011	1,500.00	-	-	-	-	1,500.00
N.J. Department of Public Utilities						
2009	60,948.00	-	-	-	-	60,948.00

**COUNTY OF HUDSON
FEDERAL AND STATE GRANT FUND
FOR THE YEAR ENDED DECEMBER 31, 2013**

SCHEDULE OF FEDERAL AND STATE GRANTS RECEIVABLE

Budget Year	Balance December 31, 2012	Anticipated in Budget		Cash Receipts	Adjustments and Cancellations	Balance December 31, 2013
		As Adopted	As Added by 40A:4-87			
N.J. Transit						
2010	\$ 195,601.14	\$ -	\$ -	\$ 105,000.00	\$ -	\$ 90,601.14
2011	163,101.47	-	-	(78,702.49)	-	241,803.96
2012	1,038,941.01	-	-	960,611.73	-	78,329.28
2013	-	1,426,403.00	-	1,051,786.36	-	374,616.64
N.J. Department of Transportation						
2012	13.35	-	-	-	-	13.35
2013	-	74,240.00	-	74,229.22	-	10.78
2013	-	-	74,240.00	-	-	74,240.00
2008	6,300.00	-	-	-	-	6,300.00
2010	6,300.00	-	-	-	-	6,300.00
2007	4,621.00	-	-	-	-	4,621.00
2009	35,233.52	-	-	-	-	35,233.52
N.J. Meadowlands Commission						
2006	80,000.00	-	-	-	-	80,000.00
North Jersey Transportation Planning Authority						
2005	5,268.58	-	-	-	-	5,268.58
2011	192,000.00	-	-	175,001.65	-	16,998.35
2012	8,000.00	-	-	-	-	8,000.00
U.S. Department of Commerce						
2005	33,769.62	-	-	-	-	33,769.62
U.S. Department of Energy						
2010	500,000.00	-	-	-	-	500,000.00
U.S. Department of Emergency Management						
2012	387,280.00	-	-	387,277.00	-	3.00
2013	-	1,296,548.00	-	1,106,321.00	-	190,227.00
2009	70,000.00	-	-	-	-	70,000.00

**COUNTY OF HUDSON
FEDERAL AND STATE GRANT FUND
FOR THE YEAR ENDED DECEMBER 31, 2013
SCHEDULE OF FEDERAL AND STATE GRANTS RECEIVABLE**

Budget Year	Balance December 31, 2012	Anticipated in Budget		Cash Receipts	Adjustments and Cancellations	Balance December 31, 2013
		As Adopted	As Added by 40A:4-87			
U.S. Department of Justice						
2004	\$ 56,150.58	\$ -	\$ -	\$ -	\$ -	\$ 56,150.58
2009	237.96	-	-	-	237.96	-
2010	33,998.20	-	-	33,350.00	648.20	(0.00)
2011	307,230.01	-	-	272,550.01	-	34,680.00
2012	308,023.00	-	-	47,013.59	-	261,009.41
2013	-	-	271,842.00	-	-	271,842.00
2006	22,036.51	-	-	-	-	22,036.51
2011	750,000.00	-	-	750,000.00	-	-
2013	-	-	437,500.00	-	-	437,500.00
2009	233,317.33	-	-	231,419.13	-	1,898.20
2011	10,462.56	-	-	-	-	10,462.56
2012	3,146.00	-	-	-	-	3,146.00
2013	-	35,328.61	-	-	-	35,328.61
U.S. Environmental Protection Agency						
2001	36,302.21	-	-	-	-	36,302.21
2004	21,342.22	-	-	-	-	21,342.22
2001	498,290.00	-	-	491,798.50	-	6,491.50
U.S. Department of Health and Human Services						
2005	134,593.15	-	-	-	-	134,593.15
2006	145,075.44	-	-	-	-	145,075.44
2009	1,603.42	-	-	-	-	1,603.42
2010	757.65	-	-	756.00	-	1.65
2011	1,798.33	-	-	1,798.00	-	0.33
2012	1,099,172.79	-	-	1,098,094.20	-	1,078.59
2013	-	1,627,027.00	1,360,002.00	2,183,865.49	-	803,163.51
2005	48,176.22	-	-	-	-	48,176.22
2006	5,668.43	-	-	-	-	5,668.43
2007	76,835.70	-	-	-	-	76,835.70
2008	362.40	-	-	-	-	362.40
2009	1,161.00	-	-	-	-	1,161.00
2011	2,186.65	-	-	-	-	2,186.65

**COUNTY OF HUDSON
FEDERAL AND STATE GRANT FUND
FOR THE YEAR ENDED DECEMBER 31, 2013**

SCHEDULE OF FEDERAL AND STATE GRANTS RECEIVABLE

Budget Year	Balance December 31, 2012	Anticipated in Budget		Cash Receipts	Adjustments and Cancellations	Balance December 31, 2013
		As Adopted	As Added by 40A:4-87			
U.S. Department of Health and Human Services (continued)						
2012	\$ 610,880.62	\$ -	\$ -	\$ 610,861.38	\$ -	\$ 19.24
2013	-	-	1,325,514.00	663,159.47	-	662,354.53
2007	100,000.00	-	-	-	-	100,000.00
2011	3.00	-	-	-	3.00	-
2012	144,947.31	-	-	144,917.39	-	29.92
2013	-	198,738.00	233,258.00	296,762.35	-	135,233.65
2009	51,030.00	-	-	40,793.00	-	10,237.00
2012	59,919.00	-	-	59,900.00	-	19.00
2013	-	-	718,078.00	-	-	718,078.00
U.S. Department of Marshall Services						
2009	11,000.00	-	-	-	-	11,000.00
U.S. Department of Transportation						
2012	25,000.00	-	-	-	-	25,000.00
Other						
2009	21,000.00	-	-	-	-	21,000.00
2013	-	110,000.00	-	110,000.00	-	-
Ref.	\$ 41,008,174.45	\$ 14,513,135.61	\$ 24,616,200.58	\$ 35,594,597.04	\$ 33,110.50	\$ 44,509,803.10
	A	A-26	A-26	A-24	A-27	A

**COUNTY OF HUDSON
FEDERAL AND STATE GRANT FUND
FOR THE YEAR ENDED DECEMBER 31, 2013**

SCHEDULE OF DUE FROM CURRENT FUND

Balance: December 31, 2012	<u>Ref.</u>		\$ -
Increased by:			
Current Year Grant Awards	A-27	\$ 39,129,336.19	
Local Matching of Current Year Grant Awards	A-27	142,939.00	
Received in Current Fund for:			
Federal and State Grants Receivable	A-25	35,594,597.04	
Unappropriated Grants	A-28	3,552.00	
Refunds of Appropriated Reserves	A-24	<u>6,244,524.16</u>	
			<u>81,114,948.39</u>
			81,114,948.39
Decreased by:			
Grant Awards - Budget as Adopted	A-25	\$ 14,513,135.61	
Grant Awards - by 40A:4-87	A-25	24,616,200.58	
Payment by Current Fund for Federal and State Grant Fund Expenditures	A-27	36,732,828.69	
Cash Re-Allocated to Current Fund Accounts	A-4	<u>5,249,231.51</u>	
			<u>81,111,396.39</u>
Balance: December 31, 2013			<u><u>\$ 3,552.00</u></u>

**COUNTY OF HUDSON
FEDERAL AND STATE GRANT FUND
FOR THE YEAR ENDED DECEMBER 31, 2013
SCHEDULE OF RESERVE FOR FEDERAL AND STATE GRANTS - APPROPRIATED**

Budget Year	Balance December 31, 2012	Current Year Awards	Local Match	Expended by Current Fund	Adjustments and Cancellations	Balance December 31, 2013
2012	\$ 12,331.19	\$ -	\$ -	\$ 12,331.19	\$ -	\$ -
2013	-	14,441.17	-	14,441.17	-	-
2008	360.00	-	-	-	-	360.00
2009	1,950.00	-	-	-	-	1,950.00
2011	2,676.50	-	-	-	-	2,676.50
2012	18,557.25	-	-	18,557.25	-	-
2013	-	101,279.00	-	75,959.25	-	25,319.75
2012	3,551.00	-	-	3,551.00	-	-
2013	-	82,350.00	-	-	-	82,350.00
2010	50.00	-	-	-	-	50.00
2005	20,224.68	-	-	-	-	20,224.68
2006	10,409.12	-	-	-	-	10,409.12
2007	4,352.09	-	-	-	-	4,352.09
2008	88,201.09	-	-	-	-	88,201.09
2009	45,920.25	-	-	-	-	45,920.25
2002	496,870.88	-	-	-	-	496,870.88
2003	657,204.84	-	-	-	-	657,204.84
2004	496,645.92	-	-	-	-	496,645.92
2005	214,363.19	-	-	-	-	214,363.19
2006	863,595.26	-	-	-	-	863,595.26
2007	367,817.58	-	-	-	-	367,817.58
2008	456,505.26	-	-	-	-	456,505.26
2009	543,134.31	-	-	-	-	543,134.31
2010	1,114,842.66	-	-	629,554.98	-	485,287.68
2011	571,704.47	-	-	4,144.00	-	567,560.47
2012	2,892,823.31	-	-	2,627,107.50	-	265,715.81
2013	-	6,465,226.00	-	4,732,221.04	-	1,733,004.96

**COUNTY OF HUDSON
FEDERAL AND STATE GRANT FUND
FOR THE YEAR ENDED DECEMBER 31, 2013
SCHEDULE OF RESERVE FOR FEDERAL AND STATE GRANTS - APPROPRIATED**

Budget Year	Balance December 31, 2012	Current Year Awards	Local Match	Expended by Current Fund	Adjustments and Cancellations	Balance December 31, 2013
2011	\$ 260.62	\$ -	\$ -	\$ (6,705.00)	\$ -	\$ 6,965.62
2012	356,792.79	-	-	355,952.69	-	840.10
2013	-	990,834.00	142,939.00	888,865.69	-	244,907.31
2010	28,836.00	-	-	-	-	28,836.00
2012	125,086.00	-	-	60,086.00	-	65,000.00
2013	-	240,541.00	-	183,793.00	-	56,748.00
2011	104,811.00	-	-	104,811.00	-	-
2012	246,309.00	-	-	237,809.00	-	8,500.00
2013	-	302,780.00	-	57,656.00	1,181.72	245,124.00
2001	1,181.72	-	-	-	-	-
2008	12,112.48	-	-	-	-	12,112.48
2011	31,556.50	-	-	-	1,506.42	30,050.08
2012	453,644.80	-	-	431,832.05	-	21,812.75
2013	-	1,621,675.00	-	1,174,738.04	-	446,936.96
2011	23,000.00	-	-	-	-	23,000.00
2012	23,000.00	-	-	16,893.30	-	6,106.70
2013	-	25,000.00	-	263.99	-	24,736.01
2006	2,544.02	-	-	-	-	2,544.02
2007	74,674.14	-	-	-	-	74,674.14
2010	40,416.73	-	-	-	-	40,416.73
*	12,145.74	-	-	-	-	12,145.74
2006	1,492.95	-	-	-	-	1,492.95
2007	3,972.00	-	-	-	-	3,972.00
2008	87,621.85	-	-	37,794.00	-	49,827.85
2010	66,456.14	-	-	-	-	66,456.14
2011	20,435.40	-	-	-	-	20,435.40
2012	13,532.00	-	-	5,637.46	-	7,894.54
2013	-	126,907.00	-	109,853.17	-	17,053.83
2005	30,613.00	-	-	-	-	30,613.00

COUNTY OF HUDSON
FEDERAL AND STATE GRANT FUND
FOR THE YEAR ENDED DECEMBER 31, 2013

SCHEDULE OF RESERVE FOR FEDERAL AND STATE GRANTS - APPROPRIATED

Budget Year	Balance December 31, 2012	Current Year Awards	Local Match	Expended by Current Fund	Adjustments and Cancellations	Balance December 31, 2013
2008	\$ 203,378.61	\$ -	-	\$ -	-	\$ 203,378.61
2009	228,495.10	-	-	-	-	228,495.10
2010	85,378.02	-	-	-	-	85,378.02
2011	122,100.85	-	-	19,920.32	-	102,180.53
2012	389,253.56	-	-	211,997.60	-	177,255.96
2013	-	476,399.00	-	138,617.86	-	337,781.14
2010	84,897.00	-	-	-	-	84,897.00
2011	227,691.00	-	-	202,412.00	-	25,279.00
2012	1,172,198.00	-	-	675,880.15	-	496,317.85
2013	-	756,583.00	-	-	-	756,583.00
2013	-	4,719,400.00	-	133,597.75	-	4,585,802.25
2000	77,387.75	-	-	-	-	77,387.75
2002	80,027.73	-	-	-	-	80,027.73
2003	13,772.65	-	-	-	-	13,772.65
2004	389,736.15	-	-	-	3,501.30	386,234.85
2005	292,603.88	-	-	-	-	292,603.88
2006	1,259,087.32	-	-	-	-	1,259,087.32
2007	1,789,263.35	-	-	-	-	1,789,263.35
2008	456,763.64	-	-	(12,516.38)	-	469,280.02
2009	618,240.11	-	-	10,790.65	-	607,449.46
2010	263,247.00	-	-	-	-	263,247.00
2011	147,345.81	-	-	-	-	147,345.81
2013	-	300,000.00	-	117,930.00	-	182,070.00
2010	281,013.06	-	-	28,534.73	-	252,478.33
2011	1,410,969.44	-	-	575,241.71	-	835,727.73
2012	5,170,001.27	-	-	4,711,480.57	-	458,520.70
2013	-	6,105,846.00	-	1,094,416.34	-	5,011,429.66
2006	55,611.43	-	-	-	-	55,611.43
2007	17,900.50	-	-	-	-	17,900.50

WorkFirst N.J. Program - DFD
WorkFirst N.J. Program - DFD
WorkFirst N.J. Program - DFD
WorkFirst N.J. Program - DFD
WorkFirst N.J. Program - DFD
WorkFirst N.J. Program - DFD
Supportive Assistance to Individuals and Families
Supportive Assistance to Individuals and Families
Supportive Assistance to Individuals and Families
Supportive Assistance to Individuals and Families
Sandy Homeowner and Renter Assistance Program
Welfare to Work Formula Grant
WorkFirst N.J. - 2001/2002
WorkFirst N.J. - 2002/2003
WorkFirst N.J. - 2003/2004
WorkFirst N.J. - 2004/2005
WorkFirst N.J.
WorkFirst N.J.
WorkFirst N.J.
WorkFirst N.J.
WorkFirst N.J. - DOL Supplemental
WorkFirst N.J. - DOL Supplemental
WorkFirst N.J. - DOL Supplemental
WorkFirst N.J. - DOL
WorkFirst N.J. - DOL
WorkFirst N.J. - DOL
WorkFirst N.J. - DOL
WorkFirst N.J. Program - DFD (Special Initiative)
WorkFirst N.J. Program - DFD (Special Initiative)

**COUNTY OF HUDSON
FEDERAL AND STATE GRANT FUND
FOR THE YEAR ENDED DECEMBER 31, 2013
SCHEDULE OF RESERVE FOR FEDERAL AND STATE GRANTS - APPROPRIATED**

Budget Year	Balance December 31, 2012	Current Year Awards	Local Match	Expended by Current Fund	Adjustments and Cancellations	Balance December 31, 2013
2004	\$ 1,828,709.00	\$ -	\$ -	\$ -	-	\$ 1,828,709.00
2006	119,772.00	-	-	-	-	119,772.00
2007	103,378.00	-	-	-	-	103,378.00
2008	136,553.00	-	-	41,883.00	-	94,670.00
2010	51,143.00	-	-	15,268.00	-	35,875.00
2011	44,773.00	-	-	40,888.00	-	3,885.00
2012	2,741,877.00	-	-	2,093,052.00	-	648,825.00
2013	-	3,019,002.00	-	12,691.00	-	3,006,311.00
2009	67,670.00	-	-	-	-	67,670.00
2011	127,438.00	-	-	39,134.00	-	88,304.00
2009	4,268.14	-	-	-	-	4,268.14
2011	30,758.26	-	-	-	-	30,758.26
2011	6,500.00	-	-	-	-	6,500.00
2010	2,930.64	-	-	(893.36)	-	3,824.00
2011	35,651.64	-	-	10,506.35	-	25,145.29
2012	78,182.19	-	-	7,657.41	-	70,524.78
2013	-	99,268.65	-	-	-	99,268.65
2004	6,150.00	-	-	-	-	6,150.00
2000	44,758.68	-	-	-	-	44,758.68
2001	124,917.60	-	-	-	-	124,917.60
2008	117,166.40	-	-	-	-	117,166.40
2008	7,423.00	-	-	-	-	7,423.00
2002	9,653.69	-	-	-	-	9,653.69
2004	7,019.01	-	-	-	-	7,019.01
2005	8,278.95	-	-	-	-	8,278.95
2006	60,877.75	-	-	-	-	60,877.75
2007	147,718.07	-	-	-	-	147,718.07
2009	118,972.71	-	-	-	-	118,972.71
2010	30,805.74	-	-	-	-	30,805.74

COUNTY OF HUDSON
FEDERAL AND STATE GRANT FUND
FOR THE YEAR ENDED DECEMBER 31, 2013

SCHEDULE OF RESERVE FOR FEDERAL AND STATE GRANTS - APPROPRIATED

Budget Year	Balance December 31, 2012	Current Year Awards	Local Match	Expended by Current Fund	Adjustments and Cancellations	Balance December 31, 2013
2011	\$ 85,171.70	\$ -	\$ -	\$ 17,807.81	\$ -	\$ 67,363.89
2012	249,340.15	-	-	168,807.12	-	80,533.03
2013	-	312,767.00	-	150,029.80	-	162,737.20
2010	19,749.44	-	-	19,749.44	-	-
2012	83,752.00	-	-	9,000.00	-	74,752.00
2011	35,657.29	-	-	33,696.09	-	1,961.20
2012	-	385,326.00	-	237,036.92	-	148,289.08
2008	463.93	-	-	55.45	-	408.48
2009	84,312.75	-	-	-	-	84,312.75
2010	205.82	-	-	-	205.82	0.00
2013	-	60,000.00	-	59,306.50	-	693.50
2010	2,298.33	-	-	-	-	2,298.33
2012	2,681.62	-	-	2,537.06	-	144.56
2013	-	67,157.00	-	66,438.86	-	718.14
2001	156,850.51	-	-	-	-	156,850.51
2003	58,270.00	-	-	-	-	58,270.00
2004	101,710.04	-	-	-	-	101,710.04
2005	146,439.59	-	-	-	-	146,439.59
2006	54,169.37	-	-	-	-	54,169.37
2007	49,844.25	-	-	-	-	49,844.25
2008	327,769.28	-	-	-	-	327,769.28
2010	63,958.86	-	-	-	-	63,958.86
2005	10,435.20	-	-	-	-	10,435.20
2006	10,877.00	-	-	-	-	10,877.00
2010	94,374.21	-	-	84,779.75	-	9,594.46
2011	55,663.91	-	-	44,338.74	-	11,325.17
2013	-	120,000.00	-	21,167.78	-	98,832.22
2012	125,200.00	-	-	51,618.25	-	73,581.75
2008	7,170.00	-	-	-	-	7,170.00
2012	5,652.00	-	-	-	-	5,652.00

**COUNTY OF HUDSON
FEDERAL AND STATE GRANT FUND
FOR THE YEAR ENDED DECEMBER 31, 2013**

SCHEDULE OF RESERVE FOR FEDERAL AND STATE GRANTS - APPROPRIATED

Budget Year	Balance December 31, 2012	Current Year Awards	Local Match	Expended by Current Fund	Adjustments and Cancellations	Balance December 31, 2013
Juvenile Accountability Incentive Block Grant	\$ -	\$ 40,380.00	\$ -	\$ 31,062.00	-	\$ 9,318.00
Juvenile Justice Commission Grant	144,192.07	-	-	-	-	144,192.07
Juvenile Justice Commission Grant	8,771.77	-	-	-	-	8,771.77
Juvenile Justice Commission Grant	105,518.11	-	-	-	-	105,518.11
Juvenile Justice Commission Grant	96,270.71	-	-	-	-	96,270.71
Juvenile Justice Commission Grant	135,162.16	-	-	-	-	135,162.16
Juvenile Justice Commission Grant - Partnership	85,429.83	-	-	-	-	85,429.83
Juvenile Justice Grant	12,148.00	-	-	-	-	12,148.00
Juvenile Justice Commission Grant - Partnership	110,574.10	-	-	-	-	110,574.10
Juvenile Justice Commission Grant - Partnership	18,131.44	-	-	-	-	18,131.44
Juvenile Justice Commission Grant - Partnership	6,746.29	-	-	-	-	6,746.29
Juvenile Justice Commission Grant - Partnership	629,103.56	-	-	492,574.82	-	136,528.74
Juvenile Justice Commission Grant - Partnership	-	867,803.00	-	513,281.37	-	354,521.63
Megan's Law Grant	-	15,968.00	-	10,931.91	-	5,036.09
Megan's Law Grant	1,633.50	-	-	1,633.50	-	-
Multi-Jurisdictional Narcotic Task Force	87,651.20	-	-	87,651.20	-	-
Multi-Jurisdictional Narcotic Task Force	-	159,819.00	-	-	-	159,819.00
State & Local All Hazards Emergency Operation Planning	16,593.25	-	-	-	-	16,593.25
State Homeland Security Grant	78,013.74	-	-	-	-	78,013.74
State Homeland Security Grant	68,335.96	-	-	-	-	68,335.96
State Homeland Security Grant	21,960.03	-	-	-	-	21,960.03
State Homeland Security Grant	83,413.47	-	-	81,314.51	-	2,098.96
State Homeland Security Grant	1,516,948.09	-	-	1,442,046.68	-	74,901.41
State Homeland Security Grant	775,261.08	-	-	175,747.07	-	599,514.01
State Homeland Security Grant	498,843.82	-	-	28,655.10	-	470,188.72
State Homeland Security Grant	-	572,449.74	-	-	-	572,449.74
Traffic Equip/Software Pedestrian Safety Improvements	13,200.71	-	-	-	-	13,200.71
Pre-Disaster Mitigation Planning Grant	336,314.64	-	-	-	-	336,314.64
Project Safe Neighborhood	420.00	-	-	420.00	-	-
Urban Areas Security Initiative	7,444.64	-	-	-	-	7,444.64

COUNTY OF HUDSON
FEDERAL AND STATE GRANT FUND
FOR THE YEAR ENDED DECEMBER 31, 2013

SCHEDULE OF RESERVE FOR FEDERAL AND STATE GRANTS - APPROPRIATED

Budget Year	Balance December 31, 2012	Current Year Awards	Local Match	Expended by Current Fund	Adjustments and Cancellations	Balance December 31, 2013
Urban Areas Security Initiative	\$ 2,999.86	\$ -	-	\$ -	-	\$ 2,999.86
Urban Areas Security Initiative	77.14	-	-	-	77.14	-
Urban Areas Security Initiative - UASI	263,342.70	-	-	-	-	263,342.70
Urban Areas Security Initiative	28.40	-	-	-	28.40	(0.00)
Urban Areas Security Initiative - UASI	50,753.00	-	-	-	-	50,753.00
Urban Areas Security Initiative	418,235.66	-	-	292,969.25	-	125,266.41
Urban Areas Security Initiative	-	301,500.00	-	-	-	301,500.00
Urban Areas Security Initiative - UASI	360,400.00	-	-	197,161.95	-	163,238.05
Urban Areas Security Initiative - UASI	-	298,000.00	-	-	-	298,000.00
Insurance Fraud Reimbursement Program	-	250,000.00	-	165,187.22	-	84,812.78
Insurance Fraud Reimbursement Program	-	-	-	(12,587.82)	12,587.82	-
Logistics & Commodities Distribution Plan	33,685.00	-	-	-	-	33,685.00
Victim & Witness Advocacy Fund Supplemental Grant	736.45	-	-	736.45	-	-
Victim & Witness Advocacy Fund Supplemental Grant	-	66,893.00	-	-	-	66,893.00
Local Government Energy Audit Program	81,264.00	-	-	-	-	81,264.00
Mug Photo Project	22,036.51	-	-	-	-	22,036.51
Bullet Proof Vests	10,462.56	-	-	-	-	10,462.56
Bullet Proof Vests	3,146.00	-	-	3,146.00	-	-
Bullet Proof Vests	-	35,328.61	-	-	-	35,328.61
Emergency Operations Center Grant	7,527.35	-	-	-	-	7,527.35
NJ Data Exchange Program	150,000.00	-	-	-	-	150,000.00

**COUNTY OF HUDSON
FEDERAL AND STATE GRANT FUND
FOR THE YEAR ENDED DECEMBER 31, 2013**

SCHEDULE OF RESERVE FOR FEDERAL AND STATE GRANTS - APPROPRIATED

	Budget Year	Balance December 31, 2012	Current Year Awards	Local Match	Expended by Current Fund	Adjustments and Cancellations	Balance December 31, 2013
Alliance to Prevent Alcohol & Drug Abuse	2000	\$ 9,449.02	\$ -	-	\$ -	9,449.02	\$ -
Alliance to Prevent Alcohol & Drug Abuse	2001	3,538.94	-	-	-	3,538.94	-
Alliance to Prevent Alcohol & Drug Abuse	2009	16.24	-	-	-	-	16.24
Alliance to Prevent Alcohol & Drug Abuse	2011	42,193.70	-	-	-	-	42,193.70
Alliance to Prevent Alcohol & Drug Abuse	2012	213,729.12	-	-	209,491.59	-	4,237.53
Alliance to Prevent Alcohol & Drug Abuse	2013	-	662,211.00	-	345,324.96	-	316,886.04
County 911 Coordinator	2005	3,334.33	-	-	-	-	3,334.33
County 911 Coordinator	2007	7,689.75	-	-	-	-	7,689.75
Senior Citizen & Disabled Resident Transportation Grant	2006	209,530.12	-	-	(76.70)	-	209,606.82
Senior Citizen & Disabled Resident Transportation Grant	2009	431.04	-	-	-	-	431.04
Senior Citizen & Disabled Resident Transportation Grant	2010	86,046.99	-	-	83,567.91	-	2,479.08
Senior Citizen & Disabled Resident Transportation Grant	2011	213,540.94	-	-	200,477.55	-	13,063.39
Senior Citizen & Disabled Resident Transportation Grant	2012	97,001.68	-	-	(81,208.60)	-	178,210.28
Senior Citizen & Disabled Resident Transportation Grant	2013	-	1,426,403.00	-	1,185,196.89	-	241,206.11
Subregional Transportation Planning Grant	2012	13.35	-	-	-	-	13.35
Subregional Transportation Planning Grant	2013	-	74,240.00	-	-	-	74,240.00
Subregional Transportation Planning Grant	2013	-	74,240.00	-	-	-	74,240.00
Subregional Internship Program	2008	6,300.00	-	-	-	-	6,300.00
Subregional Internship Program	2010	6,300.00	-	-	-	-	6,300.00
Subregional Internship Program	2011	8,300.00	-	-	-	-	8,300.00
Traffic Delineators/Driver Feedback Signs-Paterson Ave	2007	4,621.00	-	-	-	-	4,621.00
JC/Hoboken Connector Study	2009	1,501.98	-	-	-	-	1,501.98
Hackensack River Tidal Wetland Restoration Project	2006	80,000.00	-	-	-	-	80,000.00
Foreign Trade Zone Study	2005	49,174.84	-	-	-	-	49,174.84

**COUNTY OF HUDSON
FEDERAL AND STATE GRANT FUND
FOR THE YEAR ENDED DECEMBER 31, 2013
SCHEDULE OF RESERVE FOR FEDERAL AND STATE GRANTS - APPROPRIATED**

	Budget Year	Balance December 31, 2012	Current Year Awards	Local Match	Expended by Current Fund	Adjustments and Cancellations	Balance December 31, 2013
HC Regional Bus Circulation and Infrastructure Study	2005	\$ 2,458.60	-	-	\$ -	-	\$ 2,458.60
Bus Rapid Transit Feasibility Study	2011	159,109.62	-	-	142,111.27	-	16,998.35
Bus Rapid Transit Feasibility Study	2012	8,000.00	-	-	2,332.60	-	5,667.40
Emergency Food Shelter Program	2009	70,000.00	-	-	-	-	70,000.00
Hurricane Sandy Disaster NEG	2012	387,280.00	-	-	387,280.00	-	-
Hurricane Sandy Disaster NEG	2013	-	1,296,548.00	-	1,033,561.28	-	262,986.72
Solar Panels on County Facilities	2010	500,000.00	-	-	-	-	500,000.00
COPS Technology Initiative Grant	2004	56,150.58	-	-	-	-	56,150.58
Edward Byrne Memorial Justice Services Grant	2009	25,268.04	-	-	25,029.88	238.16	-
Edward Byrne Memorial Justice Services Grant	2010	17,234.20	-	-	16,586.00	648.20	-
Edward Byrne Memorial Justice Services Grant	2011	323,994.01	-	-	289,314.01	-	34,680.00
Edward Byrne Memorial Justice Services Grant	2012	308,023.00	-	-	47,013.59	-	261,009.41
Edward Byrne Memorial Justice Services Grant	2013	-	271,842.00	-	-	-	271,842.00
Nat'l Criminal History Insp. Program	2006	22,036.51	-	-	-	-	22,036.51
Second Chance Act Prisoner Reentry	2010	148,728.76	-	-	48,055.00	-	100,673.76
Second Chance Act Prisoner Reentry	2011	283,481.69	-	-	240,783.77	-	42,697.92
Second Chance Act Prisoner Reentry	2013	-	437,500.00	-	207,699.20	-	229,800.80
Hudson County Justice Assistance - ARRA	2009	231,517.33	-	-	231,419.13	-	98.20
Safer Communities Initiative Grant	2008	100,000.00	-	-	-	-	100,000.00
Emergency Management Assistant Funding	2009	50,000.00	-	-	-	-	50,000.00
Emergency Management Assistant Funding	2010	50,000.00	-	-	-	-	50,000.00
Emergency Management Assistant Funding	2011	50,000.00	-	-	-	-	50,000.00
Emergency Management Assistant Funding	2013	-	100,000.00	-	40,000.00	-	60,000.00
Hazard Mitigation Grant Program	2013	-	187,500.00	-	-	-	187,500.00
Access and Functional Needs Program	2013	-	23,000.00	-	-	-	23,000.00

COUNTY OF HUDSON
FEDERAL AND STATE GRANT FUND
FOR THE YEAR ENDED DECEMBER 31, 2013

SCHEDULE OF RESERVE FOR FEDERAL AND STATE GRANTS - APPROPRIATED

	Budget Year	Balance December 31, 2012	Current Year Awards	Local Match	Expended by Current Fund	Adjustments and Cancellations	Balance December 31, 2013
Supplemental Subregional Staff Support	2009	\$ 63,069.90	-	-	\$ -	-	\$ 63,069.90
Brownfields Cleanup Revolving Loan	2001	492,423.75	-	-	492,423.75	-	-
Brownfields Redevelopment Pilot	2001	49,219.91	-	-	-	-	49,219.91
Brownfields Redevelopment Project	2004	21,342.22	-	-	-	-	21,342.22
HIV/ Emergency Relief Formula Grant	2005	135,791.39	-	-	-	-	135,791.39
HIV/ Emergency Relief Formula Grant	2009	1,680.80	-	-	-	-	1,680.80
HIV/ Emergency Relief Formula Grant	2010	652.97	-	-	651.34	-	1.63
HIV/ Emergency Relief Formula Grant	2011	1,856.99	-	-	1,798.00	-	58.99
HIV/ Emergency Relief Formula Grant	2012	1,140,165.96	-	-	1,138,946.02	-	1,219.94
HIV/ Emergency Relief Formula Grant	2013	-	2,987,029.00	-	2,183,865.49	-	803,163.51
HIV/ Emergency Relief Supplemental Grant	2002	45,000.00	-	-	-	-	45,000.00
HIV/ Emergency Relief Supplemental Grant	2003	42,324.05	-	-	-	-	42,324.05
HIV/ Emergency Relief Supplemental Grant	2005	48,176.22	-	-	-	-	48,176.22
HIV/ Emergency Relief Formula Grant - 2006	2006	144,993.03	-	-	-	-	144,993.03
HIV/ Emergency Relief Supplemental Grant - 2006	2006	5,668.43	-	-	-	-	5,668.43
HIV/ Emergency Relief Supplemental Grant	2007	75,522.74	-	-	-	-	75,522.74
HIV/ Emergency Relief Supplemental Grant	2008	362.40	-	-	-	-	362.40
HIV/ Emergency Relief Supplemental Grant	2008	600,364.97	-	-	-	-	600,364.97
HIV/ Emergency Relief Supplemental Grant	2009	27,911.90	-	-	26,751.00	-	1,160.90
HIV/ Emergency Relief Supplemental Grant	2011	2,186.65	-	-	-	-	2,186.65
HIV/ Emergency Relief Supplemental Grant	2012	533,661.40	-	-	533,642.16	-	19.24
HIV/ Emergency Relief Supplemental Grant	2013	-	1,325,514.00	-	663,159.47	-	662,354.53
Minority Aids Interactive Program	2011	3.00	-	-	-	3.00	-
Minority Aids Interactive Program	2012	154,947.31	-	-	154,917.39	-	29.92
Minority Aids Interactive Program	2013	-	431,996.00	-	296,762.35	-	135,233.65
Homeless Prevention & Rapid Rehousing	2009	10,932.11	-	-	10,932.11	-	(0.00)
Homeless Prevention & Rapid Rehousing	2012	38,533.00	-	-	38,514.00	-	19.00

**COUNTY OF HUDSON
FEDERAL AND STATE GRANT FUND
FOR THE YEAR ENDED DECEMBER 31, 2013**

SCHEDULE OF RESERVE FOR FEDERAL AND STATE GRANTS - APPROPRIATED

Budget Year	Balance December 31, 2012	Current Year Awards	Local Match	Expended by Current Fund	Adjustments and Cancellations	Balance December 31, 2013
2013	\$ -	\$ 718,078.00	\$ -	\$ -	\$ -	\$ 718,078.00
2009	11,000.00	-	-	-	-	11,000.00
2009	12,000.00	-	-	-	-	12,000.00
2010	4,400.00	-	-	-	-	4,400.00
2005	5,036.00	-	-	-	-	5,036.00
2006	402.11	-	-	-	-	402.11
2005	2,000.00	-	-	-	-	2,000.00
2006	2,000.00	-	-	-	-	2,000.00
2008	2,000.00	-	-	-	-	2,000.00
2012	25,000.00	-	-	-	-	25,000.00
2008	3,118.00	-	-	-	-	3,118.00
2012	50,000.00	-	-	16,043.26	-	33,956.74
2009	1,058.30	-	-	1,058.30	-	(0.00)
2010	8,922.00	-	-	8,922.00	-	-
2011	8,320.00	-	-	2,741.70	-	5,578.30
2012	5,567.24	-	-	-	-	5,567.24
2013	-	110,000.00	-	83,802.77	-	26,197.23
2013	-	2,312.02	-	-	-	2,312.02
	\$ 47,252,698.61	\$ 39,129,336.19	\$ 142,939.00	\$ 36,732,828.69	\$ 33,110.50	\$ 49,759,034.61
Ref.	A	A-26	A-26	A-26	A-25	A

**COUNTY OF HUDSON
FEDERAL AND STATE GRANT FUND
FOR THE YEAR ENDED DECEMBER 31, 2013**

SCHEDULE OF RESERVE FOR FEDERAL AND STATE GRANTS - UNAPPROPRIATED

	<u>Balance, December 31, 2012</u>	<u>Received by Current Fund</u>	<u>Current Year Budget</u>	<u>Balance, December 31, 2013</u>
<u>State Grants</u>				
Destination Marketing Organizations	\$ -	\$ 3,552.00	\$ -	\$ 3,552.00
	<u>\$ -</u>	<u>\$ 3,552.00</u>	<u>\$ -</u>	<u>\$ 3,552.00</u>
<u>Ref.</u>		A-26		A

REPORT OF AUDIT

SUPPLEMENTARY DATA SECTION

Trust Fund Schedules

County of Hudson
2013

**COUNTY OF HUDSON
TRUST FUNDS
FOR THE YEAR ENDED DECEMBER 31, 2013**

SCHEDULE OF CASH AND CASH EQUIVALENTS

Balance: December 31, 2012	<u>Ref.</u> B		\$ 59,165,295.54
Increased by Cash Receipts:			
Due from Current Fund	B-3	\$ -	
Reserve for Dedicated Revenues	B-4	4,058,504.54	
Reserve for Motor Vehicle Fines	B-5	-	
Reserve for Self Insurance Fund	B-6	6,495,677.14	
Reserve for State Unemployment Insurance Fund	B-7	689,084.34	
Reserve for County Open Space Community Development Programs	B-10	1,148,716.72	
Accounts Receivable	B-12	7,206,947.04	
Reserve for CDBG Program Income and Other Adjustments	B-13	<u>2,170.51</u>	
			<u>19,601,100.29</u>
			78,766,395.83
Decreased By Cash Disbursements:			
Due from Current Fund	B-3	-	
Reserve for Dedicated Revenues	B-4	63,583.49	
Reserve for Motor Vehicle Fines	B-5	-	
Reserve for Self Insurance Fund	B-6	9,059,399.86	
Reserve for State Unemployment Insurance Fund	B-7	698,984.93	
Other Cash Reserves	B-9	-	
Reserve for County Open Space	B-10	8,729,865.29	
Reserve for Community Development Programs	B-11	6,944,874.97	
Encumbrances	B-14	<u>-</u>	
			<u>25,496,708.54</u>
Balance: December 31, 2013	B		<u><u>\$ 53,269,687.29</u></u>

**COUNTY OF HUDSON
TRUST FUNDS
FOR THE YEAR ENDED DECEMBER 31, 2013**

SCHEDULE OF REVENUE ACCOUNTS RECEIVABLE

Balance: December 31, 2012	<u>Ref.</u> B	\$ 384,185.01
Increased by:		
Accrued		4,637,191.75
		<u>5,021,376.76</u>
Decreased by:		
Cash Disbursements	B-5	5,021,376.76
		<u>5,021,376.76</u>
Balance: December 31, 2013		<u>\$ -</u>

EXHIBIT B-3

SCHEDULE OF DUE TO CURRENT FUND

Balance: December 31, 2012	<u>Ref.</u>	\$ -
Increased by:		
Cash Receipts	B-1	1,868,582.22
		<u>1,868,582.22</u>
Decreased by:		
Cash Disbursements	B-1	1,868,582.22
		<u>1,868,582.22</u>
Balance: December 31, 2013		<u>\$ -</u>

**COUNTY OF HUDSON
TRUST FUNDS
FOR THE YEAR ENDED DECEMBER 31, 2013**

SCHEDULE OF RESERVE FOR DEDICATED REVENUES

	Balance December 31, 2012	Cash Receipts	Cash Disbursed	Encumbered	Balance December 31, 2013
Reserve for:					
Child Study Program	\$ 3,000.00	\$ -	\$ -	\$ -	\$ 3,000.00
County Clerk (Ch. 422, P.L. 1985)	992,417.02	15,097.88	-	17,290.23	990,224.67
County Tax Board Fees (Ch. 499, P.L. 1979)	3,766,914.66	162,567.64	-	95,844.36	3,833,637.94
Cultural & Heritage Affairs - Coffee House Series	17,104.43	-	-	-	17,104.43
Federal Equity Sharing Program	587,008.14	75,702.98	-	13,868.55	648,842.57
Forensic Laboratory Trust Fund	16,621.52	33,449.44	-	21,766.46	28,304.50
Juror's Fees / Conditional Discharges	39,918.90	-	-	-	39,918.90
Parking Offenses Adjudication Act	67,092.05	-	-	-	67,092.05
Prosecutor's Escrow Account No. 1	657,844.47	467,772.39	9,492.90	554,690.09	561,433.87
Prosecutor's Escrow Account No. 2	678,971.20	334,547.13	-	196,554.75	816,963.58
Prosecutor's Escrow Account No. 3	385,752.44	29,407.31	-	27,237.19	387,922.56
Prosecutor's Law Enforcement Trust:					
Special Trust Account No. 1	490,026.96	-	-	-	490,026.96
Special Trust Account No. 2	2,791,003.65	469,591.44	(296.00)	932,518.06	2,328,373.03
Asset Management Account	629,103.25	3,531.63	-	-	632,634.88
Register of Deeds & Mortgages (Ch. 422, P.L. 1985)	2,509,869.81	133,412.42	-	31,599.80	2,611,682.43
Surrogate's Special Trust	64,841.25	23,470.62	-	8,195.00	80,116.87
Inmate Trust Fund	126,159.46	-	-	-	126,159.46
Inmate Welfare Fund - Commissary Profit	3,897,257.34	696,255.26	34,080.00	556,563.78	4,002,868.82
County Sheriff's Special Trust Fund	124,990.11	34,349.95	-	84,630.10	74,709.96
Sheriff's Officers Outside Employment	15,930.00	1,096,464.50	-	1,088,051.50	24,343.00

**COUNTY OF HUDSON
TRUST FUNDS
FOR THE YEAR ENDED DECEMBER 31, 2013**

SCHEDULE OF RESERVE FOR DEDICATED REVENUES

	Balance December 31, 2012	Cash Receipts	Cash Disbursed	Encumbered	Balance December 31, 2013
Reserve for:					
Fees for Motion Picture Shoots	\$ 5,000.00	-	-	-	\$ 5,000.00
Developer Contribution - Penhorn Creek Pump	156,787.92	-	-	-	156,787.92
Register's Homeless Trust Fund	261,467.96	157,427.90	-	200,000.00	218,895.86
County Sheriff's Weight and Measures - Special Trust Fund	291,822.36	93,920.50	-	82,279.00	303,463.86
County Sheriff's Federal Equitable Sharing Program Held in Escrow:	179,050.03	109,801.74	-	126,987.71	161,864.06
Major Subdivision Review Fees	628,864.25	87,146.79	20,306.59	34,252.60	661,451.85
Hartz Mountain	42,500.00	30,303.06	-	31,161.40	41,641.66
101 Park Avenue	-	4,283.96	-	3,107.39	1,176.57
	<u>\$ 19,427,319.18</u>	<u>\$ 4,058,504.54</u>	<u>\$ 63,583.49</u>	<u>\$ 4,106,597.97</u>	<u>\$ 19,315,642.26</u>
<u>Ref.</u>	B	B-1	B-1	B-14	B

**COUNTY OF HUDSON
TRUST FUNDS
FOR THE YEAR ENDED DECEMBER 31, 2013**

SCHEDULE OF RESERVE FOR MOTOR VEHICLE FINES

Balance: December 31, 2012	<u>Ref.</u> B	\$ 8,104,145.91
Increased by Receipts:		
Cash Receipts	B-1	<u>5,021,376.76</u>
		13,125,522.67
Decreased by Disbursements:		
Motor Vehicle Fines - Current Fund		
Anticipated Revenue		\$ 4,000,000.00
Collection Fees and Other Road		
Repairs and Improvements		<u>75,636.79</u>
	B-1	<u>4,075,636.79</u>
Balance: December 31, 2013	B	<u>\$ 9,049,885.88</u>

**COUNTY OF HUDSON
TRUST FUNDS
FOR THE YEAR ENDED DECEMBER 31, 2013**

SCHEDULE OF RESERVE FOR SELF INSURANCE FUND

Balance: December 31, 2012	<u>Ref.</u> B		\$ 3,142,930.60
Increased by:			
2013 Budget Appropriations		\$ 5,124,985.49	
Interest Earned on Investments		3.55	
Workers' Compensation Refund		<u>1,370,688.10</u>	
	B-1		<u>6,495,677.14</u>
			<u>9,638,607.74</u>
Decreased by:			
Workers' Compensation Claims		3,373,069.03	
Auto and General Liability Claims		279,519.12	
Medical Services		10,600.00	
Premiums on Bonds and Insurance		1,312,393.71	
Professional Services		91,200.00	
Administrative Expenses		1,363,023.94	
Legal Services		2,629,556.82	
Other Refunds/Credits		<u>37.24</u>	
	B-1		<u>9,059,399.86</u>
Balance: December 31, 2013	B		<u><u>\$ 579,207.88</u></u>

**COUNTY OF HUDSON
TRUST FUNDS
FOR THE YEAR ENDED DECEMBER 31, 2013**

SCHEDULE OF RESERVE FOR STATE UNEMPLOYMENT INSURANCE FUND

	<u>Ref.</u>	
Balance: December 31, 2012	B	\$ 2,815,183.03
Increased by:		
2013 Budget Appropriations		\$ 300,000.00
Payroll Deductions and Interest		389,084.34
	B-1	<u>689,084.34</u>
		<u>3,504,267.37</u>
Decreased by:		
Disbursements:		
Hudson County Salary Account		524,389.61
New Jersey State Unemployment Compensation Fund		<u>174,595.32</u>
	B-1	<u>698,984.93</u>
Balance: December 31, 2013	B	<u><u>\$ 2,805,282.44</u></u>

EXHIBIT B-8

SCHEDULE OF RESERVE FOR CONFISCATED CASH SEIZED ON ARREST

	<u>Ref.</u>	
Balance: December 31 2013 and 2012	B	<u><u>\$ 797,311.61</u></u>

**COUNTY OF HUDSON
TRUST FUNDS
FOR THE YEAR ENDED DECEMBER 31, 2013**

SCHEDULE OF OTHER CASH RESERVES

	Balance December 31, 2012	Balance December 31, 2013
	<u> </u>	<u> </u>
Reserve for:		
Burial Funds	\$ 8,315.10	\$ 8,315.10
Parks Rental Security	60,488.07	60,488.07
Personal Attendant Services Program	46,470.99	46,470.99
Hudson County American Heritage Festival	715.00	715.00
Estate of Lebanec / Pollak Hospital	134,704.98	134,704.98
Hudson County Alliance for Teen Artists	1,000.00	1,000.00
	<u> </u>	<u> </u>
	<u>\$ 251,694.14</u>	<u>\$ 251,694.14</u>
	<u>Ref.</u> B	<u> </u> B

EXHIBIT B-10

SCHEDULE OF RESERVE FOR COUNTY OPEN SPACE

Balance: December 31, 2012	<u>Ref.</u> B	\$ 23,973,869.33
Increased by Cash Receipts:		
Open Space Levy		\$ 1,124,123.76
Interest and Other		24,592.96
	B-1	<u> </u>
		1,148,716.72
		<u>25,122,586.05</u>
Decreased by:		
Improvements	B-1	<u> </u>
		8,729,865.29
Balance: December 31, 2013	B	<u><u>\$ 16,392,720.76</u></u>

COUNTY OF HUDSON
TRUST FUNDS
FOR THE YEAR ENDED DECEMBER 31, 2013

SCHEDULE OF RESERVE FOR COMMUNITY DEVELOPMENT PROGRAMS

Description	Grant No.	Balance December 31, 2012	Grant Award	Adjustments / Cancellations	Cash Disbursements	Balance December 31, 2013
Community Development Block Grant	Prior Years	\$ 130,535.51	\$ -	-	\$ 128,056.44	\$ 2,479.07
Community Development Block Grant	B-08-UC-340102	246,567.43	-	-	237,203.32	9,364.11
Community Development Block Grant	B-09-UC-340102	213,638.60	-	-	71,960.16	141,678.44
Community Development Block Grant	B-10-UC-340102	870,291.91	-	12,826.56	294,545.43	588,573.04
Community Development Block Grant	B-11-UC-340102	1,319,900.53	-	(61,104.56)	1,015,045.82	243,750.15
Community Development Block Grant	B-12-UC-340102	2,410,230.37	-	109,733.55	1,438,677.96	1,081,285.96
Community Development Block Grant	B-13-UC-340102	-	2,962,702.00	245,242.00	286,010.36	2,921,933.64
Home Investment Partnership Program	M-05-DC-340220	77,049.44	-	(77,049.44)	-	-
Home Investment Partnership Program	M-08-DC-340220	63,074.93	-	(63,074.93)	-	-
Home Investment Partnership Program	M-09-DC-340220	2,298,072.27	-	(2,298,072.27)	-	-
Home Investment Partnership Program	M-10-DC-340220	105,614.63	-	(105,614.63)	-	(0.00)
Home Investment Partnership Program	M-11-DC-340220	1,187,193.74	-	2,625,448.26	1,765,716.53	2,046,925.47
Home Investment Partnership Program	M-12-DC-340220	1,916,964.00	-	-	720,323.12	1,196,640.88
Home Investment Partnership Program	M-13-DC-340220	-	1,877,348.00	-	469,337.00	1,408,011.00
Emergency Shelter Grant	S-11-UC-340016	159,051.91	-	-	135,542.08	23,509.83
Emergency Shelter Grant	S-12-UC-340016	253,110.74	-	-	250,209.74	2,901.00
Emergency Shelter Grant	S-13-UC-340016	-	195,734.00	-	17,500.00	178,234.00
Emergency Shelter Grant- Passed through Bayonne		143,732.76	-	(20,000.00)	114,747.01	8,985.75
Rapid Re-Housing		4,470.14	-	(4,470.14)	-	-
		<u>\$ 11,399,498.91</u>	<u>\$ 5,035,784.00</u>	<u>\$ 363,864.40</u>	<u>\$ 6,944,874.97</u>	<u>\$ 9,854,272.34</u>
		B	B-12	B-12	B-1	B

Ref.

COUNTY OF HUDSON
TRUST FUNDS
FOR THE YEAR ENDED DECEMBER 31, 2013

SCHEDULE OF COMMUNITY DEVELOPMENT PROGRAMS ACCOUNTS RECEIVABLE

Description	Grant No.	Balance December 31, 2012	Grant Award	Canceled	Cash Receipts	Balance December 31, 2013
Community Development Block Grant	B-08-UC-340102	\$ 246,567.43	\$ -	\$ -	237,203.32	\$ 9,364.11
Community Development Block Grant	B-09-UC-340102	213,638.60	-	-	71,960.16	141,678.44
Community Development Block Grant	B-10-UC-340102	870,291.91	-	12,826.56	624,431.51	258,686.96
Community Development Block Grant	B-11-UC-340102	1,319,900.53	-	(61,104.56)	1,015,045.82	243,750.15
Community Development Block Grant	B-12-UC-340102	2,410,230.37	-	109,733.55	1,438,677.96	1,081,285.96
Community Development Block Grant	B-13-UC-340102	-	2,962,702.00	245,242.00	286,010.36	2,921,933.64
Home Investment Partnership Program	M-07-DC-340220	77,049.44	-	(77,049.44)	-	-
Home Investment Partnership Program	M-08-DC-340220	63,074.93	-	(63,074.93)	-	-
Home Investment Partnership Program	M-09-DC-340220	2,396,747.13	-	(2,298,072.27)	98,674.86	(0.00)
Home Investment Partnership Program	M-10-DC-340220	105,614.63	-	(105,614.63)	-	-
Home Investment Partnership Program	M-11-DC-340220	1,187,193.74	-	2,625,448.26	1,765,716.53	2,046,925.47
Home Investment Partnership Program	M-12-DC-340220	1,916,964.00	-	-	720,323.12	1,196,640.88
Home Investment Partnership Program	M-13-DC-340220	-	1,877,348.00	-	469,337.00	1,408,011.00
Emergency Shelter Grant	S-11-UC-340016	97,109.65	-	-	97,109.65	-
Emergency Shelter Grant	S-12-UC-340016	253,110.74	-	-	250,209.74	2,901.00
Emergency Shelter Grant	S-13-UC-340016	-	195,734.00	-	17,500.00	178,234.00
Emergency Shelter Grant-Passed through Bayonne		143,732.76	-	(20,000.00)	114,747.01	8,985.75
Rapid Re-Housing		4,470.14	-	(4,470.14)	-	(0.00)
		<u>\$ 11,305,696.00</u>	<u>\$ 5,035,784.00</u>	<u>\$ 363,864.40</u>	<u>\$ 7,206,947.04</u>	<u>\$ 9,498,397.36</u>
	Ref.	B	B-11	B-11	B-1	B

**COUNTY OF HUDSON
TRUST FUNDS
FOR THE YEAR ENDED DECEMBER 31, 2013**

SCHEDULE OF RESERVE FOR CDBG LOAN GUARANTEE

	Balance December 31, 2012	Increased by Receipts	Decreased by Adjustments	Balance December 31, 2013
Loan Guarantee	\$ 114,112.17	\$ 2,170.51	\$ -	\$ 116,282.68
	<u>\$ 114,112.17</u>	<u>\$ 2,170.51</u>	<u>\$ -</u>	<u>\$ 116,282.68</u>
<u>Ref.</u>	B	B-1	B-11	B

**COUNTY OF HUDSON
TRUST FUNDS
FOR THE YEAR ENDED DECEMBER 31, 2013**

SCHEDULE OF RESERVE FOR ENCUMBRANCES

Balance: December 31, 2012	<u>Ref.</u> B	\$ 444,926.66
Increased by Receipts:		
From Other Reserves	B-4	<u>4,106,597.97</u>
		4,551,524.63
Decreased by Disbursements:		
Cash Disbursements	B-1	<u>3,939,247.05</u>
Balance: December 31, 2013	B	<u><u>\$ 612,277.58</u></u>

REPORT OF AUDIT

SUPPLEMENTARY DATA SECTION

General Capital Fund Schedules

County of Hudson
2013

**COUNTY OF HUDSON
GENERAL CAPITAL FUND
FOR THE YEAR ENDED DECEMBER 31, 2013**

SCHEDULE OF CASH AND CASH EQUIVALENTS

Balance: December 31, 2012	<u>Ref.</u> C		\$ 85,258,699.77
Increased by Cash Received:			
Road Aid Allotment Receivable	C-4	\$ 13,191,045.32	
Deferred Charges to Future Taxation - Unfunded			
Project Receipts - 14th Street Viaduct	C-7	10,890,515.59	
Funded by Current Fund Budget	C-7	500,000.00	
Green Acres Receipts	C-8	1,900,000.00	
Capital Improvement Fund	C-9	1,500,000.00	
Reserve for Payment of Bonds	C-16	1,684,209.55	
Green Trust Loan	C-17	1,150,000.00	
General Serial Bonds Payable	C-18	18,960,000.00	
Bond Anticipation Notes Payable	C-19	93,985,000.00	
Youth Consultation Service Interest	C-21	15.16	
	C-3	<u> </u>	<u>143,760,785.62</u>
			229,019,485.39
Decreased by Cash Disbursed:			
Contracts Payable	C-11	34,063,541.24	
Due to Current Fund	C-13	94,288.25	
Bond Anticipation Notes Payable	C-19	<u>105,820,000.00</u>	
	C-3	<u>139,977,829.49</u>	
Improvement Authorizations	C-3, C-10	<u>29,527,780.90</u>	<u>169,505,610.39</u>
Balance: December 31, 2013	C		<u><u>\$ 59,513,875.00</u></u>

COUNTY OF HUDSON
GENERAL CAPITAL FUND
FOR THE YEAR ENDED DECEMBER 31, 2013
ANALYSIS OF CASH AND CASH EQUIVALENTS

Date of Ordinance	Description	Balance December 31, 2012	Cash Receipts	Cash Disbursements			Transfers		Balance December 31, 2013
				Improvement Authorizations	Miscellaneous	From	To		
	Capital Improvement Fund	\$ 2,959,753.17	\$ 1,500,000.00	\$ -	\$ -	\$ 1,752,958.00	\$ -	\$ 2,706,795.17	
	Contracts Payable	39,839,323.29	-	-	34,063,541.24	921,221.69	14,368,540.60	19,223,100.96	
	Retained Percentages Due Contractors	1,363,595.79	-	-	-	-	510,421.69	1,874,017.48	
	Reserve For Payment of Bonds	84,578.20	1,684,209.55	-	-	94,288.25	443,306.00	2,117,805.50	
	Fund Balance	751,973.38	-	-	-	-	-	751,973.38	
	Due From State - Green Acres Program II	(5,039,048.50)	1,900,000.00	-	-	-	762,582.00	(2,376,466.50)	
	State Road Aid Allotments Receivable	(15,978,211.20)	13,191,045.32	-	-	9,569,032.00	361,837.13	(11,994,360.75)	
	Reserve For Youth Consultation Services	130,919.49	15.16	-	-	-	-	130,934.65	
	Reserve For State Road Aid Allotments Receivable	2,142,499.87	-	-	-	-	-	2,142,499.87	
	Due from Current Fund	-	-	-	94,288.25	443,306.00	94,288.25	(443,306.00)	
	Res. for Public Buildings, Grounds and Parks Arts Inclusion	474,613.00	-	-	-	-	-	474,613.00	
	Due from US Government Earmark	(750,000.00)	-	-	-	-	-	(750,000.00)	
	Due from Port Authority of New York & New Jersey	(237,038.00)	-	-	-	-	-	(237,038.00)	
Improvement Authorizations									
	04/22/1993	6,289.95	-	6,289.95	-	-	-	-	
	11/23/1993	175,228.63	-	-	-	-	-	175,228.63	
	12/08/1994	619,867.62	-	-	-	-	-	619,867.62	
	12/28/1995	36,522.96	-	-	-	-	-	36,522.96	
	12/28/1995	200,707.48	-	32,722.70	-	-	-	167,984.78	
	03/27/1997	24,431.65	-	31.12	-	-	-	24,400.53	
	07/10/1997	117,112.46	-	90,252.46	-	-	-	26,860.00	
	10/09/1997	(83,765.58)	-	-	-	-	-	(83,765.58)	
	10/09/1997	237,561.03	-	-	-	-	-	237,561.03	
	10/09/1997	22,832.50	-	-	-	-	-	22,832.50	
	03/12/1998	830,897.10	-	-	-	-	-	830,897.10	
	06/25/1998	1,720.36	-	-	-	-	-	1,720.36	
	11/12/1998	1,051,771.53	-	-	-	-	-	1,051,771.53	
	11/12/1998	2,086,342.96	-	65,569.67	-	69,900.00	-	1,950,873.29	
	06/10/1999	65,025.75	-	-	-	-	-	65,025.75	
	09/09/1999	96,744.00	-	-	-	-	-	96,744.00	
	12/09/1999	704,467.36	-	-	-	-	-	704,467.36	
	09/28/2000	230,140.77	-	-	-	-	-	230,140.77	
	11/21/2000	821,826.82	-	17,430.00	-	-	-	804,396.82	

COUNTY OF HUDSON
GENERAL CAPITAL FUND
FOR THE YEAR ENDED DECEMBER 31, 2013
ANALYSIS OF CASH AND CASH EQUIVALENTS

Date of Ordinance	Improvement Authorizations		Balance December 31, 2012	Cash Receipts	Cash Disbursements			Transfers		Balance December 31, 2013
	Description				Improvement Authorizations	Miscellaneous	From	To		
07/26/2001	Koppers Site, Kearny Acquisition		\$ 116,874.03	\$ -	\$ -	\$ 20,000.00	\$ -	\$ -	\$ 96,874.03	
02/14/2002	Various Capital Improvements		1,287,608.83	-	324,623.35	-	128,750.00	-	834,235.48	
05/23/2002	HC Community College-Various Improvements		133,963.26	-	2,500.00	-	-	-	131,463.26	
02/27/2003	Various Capital Improvements		1,093,537.57	-	-	-	-	-	1,093,537.57	
02/27/2003	Improvements to Various Parks/Recreation		700,000.00	-	-	-	-	-	700,000.00	
02/27/2003	Various Equipment		1,271.60	-	1,201.77	-	-	-	69.83	
09/11/2003	Acquisition and Installation of Equipment		787,741.09	-	677,721.80	-	-	-	110,019.29	
04/07/2004	Acquisition and Installation of Equipment		114,773.80	-	52,965.41	-	-	-	61,808.39	
04/07/2004	Various Capital Improvements		1,528,823.01	-	-	-	51,868.00	-	1,476,955.01	
07/08/2004	HC Schools of Technology		80,830.56	-	-	-	-	-	80,830.56	
04/14/2005	Various Capital Improvements		961,371.62	-	27,004.00	-	62,352.50	-	872,015.12	
04/14/2005	Equipment, Furnishings and Vehicles		178,487.07	-	159,349.99	-	-	-	19,137.08	
07/14/2005	HC Schools of Technology		292,093.74	-	162,030.92	-	-	-	130,062.82	
10/27/2005	Open Space, Recreation and Historic Pres.		1,609,121.66	-	607,853.97	-	-	-	1,001,267.69	
06/22/2006	Various Capital Improvements		3,830,432.77	-	273,199.03	-	40,000.00	-	3,517,233.74	
06/22/2006	Green Acres Park Improvements		999,500.00	1,150,000.00	-	-	-	-	2,149,500.00	
06/22/2006	HC Schools of Technology		317,173.27	-	93,601.43	-	-	-	223,571.84	
05/16/2007	Various Capital Improvements		9,930,291.03	-	194,130.72	-	522,480.68	-	9,213,679.63	
11/20/2007	Open Space, Recreation and Historic Pres.		2,351,829.28	-	6,314.00	-	-	-	2,345,515.28	
03/13/2008	County Plaza Building Project		648,046.01	-	68,930.00	-	-	-	579,116.01	
03/27/2008	Career Development Center Project		1,768,473.36	-	-	-	-	-	1,768,473.36	
04/10/2008	Hudson County Community College		8,788,441.64	-	8,788,441.64	-	-	-	(0.00)	
09/10/2008	Various 2008 Capital Improvements		5,472,982.90	-	-	-	819,572.85	-	4,653,410.05	
11/25/2008	Various Equipment, Furnishings, & Vehicles		(14,511,440.05)	-	1,536,022.43	-	761,970.58	-	(16,102,763.12)	
7/9/2009	Various Capital Improvements		25,103.80	-	-	-	247,976.00	-	(736,866.78)	
8/25/2009	Acquisition of 567 Pavonia Ave		836,853.44	-	14,476.00	-	-	-	574,401.44	
1/28/2010	Hudson County Community College Ch. 12		2,352,550.00	-	2,352,550.00	-	-	-	-	
2/11/2010	Various Capital Improvements		9,788,307.19	-	378,167.75	-	-	-	9,466,658.87	
7/8/2010	14th Street Viaduct replacement		(7,057,945.23)	10,890,515.59	-	11,815,000.00	-	-	(8,744,069.61)	
10/14/2010	Various Capital Improvements/Acquisitions		9,713,864.59	-	-	-	204,198.87	-	8,699,035.30	
10/28/2010	Acquisition of Property for Expansion		30,000.00	-	-	-	-	-	30,000.00	
4/28/2011	Various Capital Improvements		1,126,984.02	-	-	-	965,815.93	-	161,168.09	
9/22/2011	Acquisition of 830 Bergen Avenue		(322,000.00)	-	396,763.00	-	88,800.00	410,800.00	(396,763.00)	

COUNTY OF HUDSON
GENERAL CAPITAL FUND
FOR THE YEAR ENDED DECEMBER 31, 2013
ANALYSIS OF CASH AND CASH EQUIVALENTS

Date of Ordinance	Improvement Authorizations		Balance December 31, 2012	Cash Receipts	Cash Disbursements		Transfers		Balance December 31, 2013
	Description	Ref.			Improvement Authorizations	Miscellaneous	From	To	
4/26/2012	Various 2012 Capital Improvements		\$ 2,674,976.93	\$ -	\$ -	\$ -	\$ 1,344,324.01	\$ -	\$ 1,330,652.92
5/10/2012	Various 2012 Capital Improvements		(917,345.97)	-	-	-	831,252.65	-	(3,431,026.31)
5/10/2012	Community College 2012 Improvements		-	1,500,000.00	1,682,427.69	-	-	-	861,898.61
5/10/2012	Community College 2013 Improvements		5,771,439.11	-	638,101.39	-	-	-	2,666,311.05
7/12/2012	Hudson County Schools of Technology		-	8,750,000.00	3,105,128.06	-	-	-	4,991,765.34
7/12/2012	HC Community College - Various Imp.		-	8,710,000.00	3,758,234.66	-	-	-	8,672,646.43
12/6/2012	Hurricane Sandy Various Improvements		(235,000.00)	-	37,353.57	-	-	-	(5,500,171.92)
4/25/2013	Various Road and Bridge Improvements		-	500,000.00	840,238.42	-	4,424,933.50	-	3,693,547.02
5/7/2013	HC Schools of Tech. - Improvements		-	-	2,325,523.58	-	3,405,760.98	-	(2,325,523.58)
12/12/2013	Various 2013 Capital Improvements		-	-	-	-	-	3,960,100.00	3,960,100.00
			\$ 85,258,699.77	\$ 49,775,785.62	\$ 29,527,780.90	\$ 45,992,829.49	\$ 27,511,183.67	\$ 27,511,183.67	\$ 59,513,875.00
			C, C-2		C-10		Contra	Contra	C, C-2
	Miscellaneous			\$ 49,775,785.62		\$ 45,992,829.49			
	Improvement Authorizations					29,527,780.90			
	Notes Refunded			93,985,000.00		93,985,000.00			
				\$ 143,760,785.62	C-2	\$ 169,505,610.39			

COUNTY OF HUDSON
GENERAL CAPITAL FUND
FOR THE YEAR ENDED DECEMBER 31, 2013
ANALYSIS OF CASH AND CASH EQUIVALENTS
ANALYSIS OF ENDING BALANCE

Date of Ordinance	Improvement Authorizations Description	Balance December 31, 2013		Balance Sheet Accounts		Improvement Authorizations		Deferred Charges to Future Taxation		Notes Issued
				Accounts		Funded	Unfunded	Unfunded		
		\$	\$	\$	\$	\$	\$	\$	\$	
11/12/1998	Improvements to Roads, Intersections, and Parks	1,051,771.53		-	1,051,771.53					
11/12/1998	Improvements to Various Buildings and Facilities	1,950,873.29		-	1,950,873.29					
06/10/1999	HC Community College-Variou Projects	65,025.75		-	65,025.75					
09/09/1999	HC Community College-Variou Improvements	96,744.00		-	96,744.00					
12/09/1999	Various Capital Improvements	704,467.36		-	704,467.36					
09/28/2000	HC Schools of Technology-Capital Improvements	230,140.77		-	230,140.77					
11/21/2000	Various Capital Improvements	804,396.82		-	804,396.82	211,146.00		(211,146.00)		
07/26/2001	Koppers Site, Kearny Acquisition	96,874.03		-	96,874.03					
02/14/2002	Various Capital Improvements	834,235.48		-	834,235.48					
05/23/2002	HC Community College-Variou Improvements	131,463.26		-	131,463.26					
04/10/2003	Various Capital Improvements	1,093,537.57		-	1,093,537.57					
02/27/2003	Improvements to Variou Parks/Recreation	700,000.00		-	700,000.00					
02/27/2003	Improvement or Purchase of Various Equipment	69.83		-	69.83					
09/11/2003	Acquisition and Installation of Equipment	110,019.29		-	110,019.29					
04/07/2004	Acquisition and Installation of Equipment	61,808.39		-	61,808.39					
04/07/2004	Various Capital Improvements	1,476,955.01		-	1,476,955.01					
07/08/2004	HC Schools of Technology-Capital Improvements	80,830.56		-	80,830.56					
04/14/2005	Various Capital Improvements	872,015.12		-	872,015.12	250,000.00		(250,000.00)		
04/14/2005	Equipment, Furnishings and Vehicles	19,137.08		-	19,137.08					
07/14/2005	HC Community College-Capital Improvements	130,062.82		-	130,062.82					
10/27/2005	Open Space Recreation and Historic Preservation	1,001,267.69		-	1,001,267.69	200.00		(200.00)		
06/22/2006	Various Capital Improvements	3,517,233.74		-	-	3,517,672.14		(8,027,438.40)	8,027,000.00	
06/22/2006	Green Acres Park Improvements	2,149,500.00		-	-	49,500.00		(1,050,000.00)	3,150,000.00	
06/22/2006	HC Schools of Technology-Capital Improvements	223,571.84		-	223,571.84					
05/10/2007	Various Capital Improvements	9,213,679.63		-	-	9,213,679.63		(19,720,000.00)	19,720,000.00	
11/20/2007	Open Space Recreation & Historic Preservation	2,345,515.28		-	2,345,515.28	190.00		(190.00)		

**COUNTY OF HUDSON
GENERAL CAPITAL FUND
FOR THE YEAR ENDED DECEMBER 31, 2013
ANALYSIS OF CASH AND CASH EQUIVALENTS
ANALYSIS OF ENDING BALANCE**

Date of Ordinance	Improvement Authorizations Description	Balance December 31, 2013		Balance Sheet Accounts		Improvement Authorizations		Deferred Charges to Future Taxation		Notes Issued
				Accounts		Funded	Unfunded	Unfunded		
		\$ 579,116.01	\$ -	\$ -	\$ -	\$ 579,116.01	\$ (5,890,000.00)	\$ 5,890,000.00		
03/13/2008	County Plaza Building Project	1,768,473.36	-	-	-	1,768,473.36	(6,175,000.00)	6,175,000.00		
03/27/2008	Career Development Center Project	4,653,410.05	-	-	-	5,015,410.05	(10,085,000.00)	9,723,000.00		
09/10/2008	Various 2008 Capital Improvements	(16,102,763.12)	-	-	-	4,257,236.88	(20,360,000.00)	-		
11/25/2008	Various Equipment, Furnishings, & Vehicles	(736,866.78)	-	-	-	4,473,133.22	(5,210,000.00)	-		
07/09/2009	Various Capital Improvements	574,401.44	-	-	574,401.44	-	-	-		
08/25/2009	Acquisition of 567 Pavonia Ave	9,466,658.87	-	-	-	9,466,658.87	(10,690,000.00)	10,690,000.00		
02/11/2010	Various Capital Improvements	(8,744,069.61)	-	-	-	5,225,656.79	(30,804,726.40)	16,835,000.00		
07/08/2010	14th Street Viaduct Replacement	8,699,035.30	-	-	-	8,699,035.30	(13,775,000.00)	13,775,000.00		
10/14/2010	Various Capital Improvements/Acquisitions	30,000.00	-	-	30,000.00	-	-	-		
10/28/2010	Acquisition of Property for Expansion	161,168.09	-	-	161,168.09	-	(1,111,500.00)	-		
04/28/2011	Various Capital Improvements	(396,763.00)	-	-	-	5,111,750.24	(5,508,513.24)	-		
09/22/2011	Acquisition of 830 Bergen Avenue	1,330,652.92	-	-	-	1,090,476.00	(1,090,476.00)	-		
04/26/2012	Various 2012 Capital Improvements	(3,431,026.31)	-	-	1,330,652.92	-	(28,267,156.00)	-		
05/10/2012	Various 2012 Capital Improvements	861,898.61	-	-	-	24,836,129.69	-	-		
05/10/2012	Community College 2012 Improvements	2,666,311.05	-	-	861,898.61	-	-	-		
05/10/2012	Community College 2013 Improvements	4,991,765.34	-	-	2,666,311.05	-	-	-		
07/12/2012	Hudson County Schools of Technology	8,672,646.43	-	-	4,991,765.34	-	-	-		
07/12/2012	HC Community College - Various Imp.	(5,500,171.92)	-	-	8,672,646.43	-	-	-		
12/06/2012	Hurricane Sandy Various Improvements	3,693,547.02	-	-	-	1,165,828.08	(6,666,000.00)	-		
4/25/2013	Various Road and Bridge Improvements	(2,325,523.58)	-	-	3,693,547.02	-	(3,357,142.00)	-		
5/7/2013	HC Schools of Tech. - Improvements	3,960,100.00	-	-	-	13,324,476.42	(15,650,000.00)	-		
6/27/2013	Hudson County Community College	-	-	-	-	4,250,000.00	(4,250,000.00)	-		
12/12/2013	Various 2013 Capital Improvements	-	-	-	3,960,100.00	31,139,000.00	(31,139,000.00)	-		
		\$ 59,513,875.00	\$ 13,620,568.76	\$ 43,167,149.18	\$ 138,330,858.60	\$ (229,589,701.54)	\$ 93,985,000.00			

Ref.

**COUNTY OF HUDSON
GENERAL CAPITAL FUND
FOR THE YEAR ENDED DECEMBER 31, 2013**

SCHEDULE OF ROAD AID ALLOTMENTS RECEIVABLE

Balance: December 31, 2012	<u>Ref.</u> C		\$ 15,978,211.20
Increased by Awards:			
Ord. 233-04-2013: Various Road and Bridge Improvements		\$ 6,406,450.00	
Ord. 719-12-2013: Various 2013 Capital Improvements		2,400,000.00	
		<hr/>	
	C-10	8,806,450.00	
County Adjustment from Green Acres	C-8	762,582.00	
		<hr/>	
			9,569,032.00
			<hr/>
			25,547,243.20
Decreased by:			
Cash Receipts			
Intersection Improvement Package "T"		1,374,496.80	
2011 Traffic Signal Improvements		314,065.00	
JFK Blvd Arch at East End of 76th St.		1,104,003.77	
Schuyler Ave Improvements		104,932.00	
2013 County Aid Program		3,568,000.00	
JFK Blvd Bridge at 32nd St.		1,034,837.99	
Weehawken Cove Walkway		1,361,117.62	
2009 ARRA Road Resurfacing		677,669.00	
2013 County Aid Program		3,573,000.00	
Other Receipts		78,923.14	
		<hr/>	
	C-2	13,191,045.32	
Reclass 2010 Cash Receipt	C-7, C-23	361,837.13	
		<hr/>	
			13,552,882.45
			<hr/>
Balance: December 31, 2013	C		<u>\$ 11,994,360.75</u>

**COUNTY OF HUDSON
GENERAL CAPITAL FUND
FOR THE YEAR ENDED DECEMBER 31, 2013**

**SCHEDULE OF DUE FROM PORT AUTHORITY
OF NEW YORK AND NEW JERSEY**

	<u>Ref.</u>	
Balance: December 31, 2013 and 2012	C	\$ <u>237,038.00</u>

EXHIBIT C-6

SCHEDULE OF DEFERRED CHARGES TO FUTURE TAXATION-FUNDED

	<u>Ref.</u>	
Balance: December 31, 2012	C	\$ 201,146,684.93
Increased by:		
Issuance of Bonds to Finance:		
Bond Anticipation Notes	C-19	\$ 19,880,000.00
Authorized Debt Not Previously Issued	C-18	18,960,000.00
		<u>38,840,000.00</u>
Issuance of Green Acres Notes	C-7, C-18	1,150,000.00
Mortgage Payable	C-7, C-23	10,241,486.76
		<u>50,231,486.76</u>
		251,378,171.69
Decreased by:		
Green Acres Loans Payable		
Retired	C-17	148,009.06
Adjustment to Loan Balance	C-17	20.00
Serial Bonds Retired	C-18	13,485,000.00
Mortgage Payment to HCIA	C-22	616,875.00
		<u>14,249,904.06</u>
Balance: December 31, 2013	C	\$ <u>237,128,267.63</u>

**COUNTY OF HUDSON
GENERAL CAPITAL FUND
FOR THE YEAR ENDED DECEMBER 31, 2013
SCHEDULE OF DEFERRED CHARGES TO FUTURE TAXATION - UNFUNDED**

Ordinance Number	Date	Improvement Description	Increased by:			Decreased by:			Balance Dec. 31, 2013
			Current Year Authorizations	Reclass Prior Year Receipt	Issuance of Bonds	Green Acres Trust Loans	Budget Appropriations	Mortgage Payable	
354-07-1997	07/10/1997	School of Technology Improvements	\$ 50,000.00	-	\$ -	-	-	\$ 50,000.00	
502-10-1997	10/09/1997	Green Acres-Washington/Lincoln Parks	157,716.00	-	-	-	-	157,716.00	
502-10-1997	10/09/1997	Bayonne Park - Green Acres	3,500.00	-	-	-	-	3,500.00	
502-10-1997	10/09/1997	Laurel Hill Extension - Green Acres	69,997.50	-	-	-	-	69,997.50	
331-06-1998	06/25/1998	School of Technology - Improvements	20,000.00	-	-	-	-	20,000.00	
512-11-2000	11/21/2000	Various Capital Improvements	211,146.00	-	-	-	-	211,146.00	
300-07-2001	07/26/2001	Koppers Site, Kearny Acquisition	19,880,000.00	-	19,880,000.00	-	-	-	
155-04-2005	04/14/2005	Various Capital Improvements	250,000.00	-	-	-	-	250,000.00	
447-10-2005	10/27/2005	Open Space Trust Fund	200.00	-	-	-	-	200.00	
267-06-2006	06/22/2006	Various Capital Improvements	8,027,438.40	-	-	-	-	8,027,438.40	
268-06-2006	06/22/2006	Green Acres Project	2,200,000.00	-	-	1,150,000.00	-	1,050,000.00	
201-05-2007	05/10/2007	Various Capital Improvements	19,720,000.00	-	-	-	-	19,720,000.00	
534-11-2007	11/20/2007	Open Space Trust Fund	190.00	-	-	-	-	190.00	
100-03-2008	03/13/2008	County Plaza Building Project	5,890,000.00	-	-	-	-	5,890,000.00	
137-03-2008	03/27/2008	Career Development Center Project	6,175,000.00	-	-	-	-	6,175,000.00	
389-09-2008	09/10/2008	HC Community - 2008 Improvements	9,723,162.87	361,837.13	-	-	-	10,085,000.00	
536-11-2008	11/25/2008	Equipment, Furnishings & Vehicles	20,360,000.00	-	-	-	-	20,360,000.00	
276-07-2009	07/09/2009	Various Capital Improvements	5,210,000.00	-	-	-	-	5,210,000.00	
088-02-2010	02/11/2010	HC Community Various Improvements	10,690,000.00	-	-	-	-	10,690,000.00	
331-07-2010	07/08/2010	14th Street Viaduct	41,695,241.99	-	-	-	-	41,695,241.99	
457-10-2010	10/14/2010	Various Capital Improvements	13,775,000.00	-	-	-	-	13,775,000.00	
189-04-2011	04/28/2011	Various Capital Improvements	1,111,500.00	-	-	-	-	1,111,500.00	
416-09-2011	09/22/2011	Acquire 830 Bergen Ave Property	15,750,000.00	-	-	-	-	15,750,000.00	
237-04-2012	04/26/2012	Various 2012 Capital Improvements	1,090,476.00	-	-	-	10,241,486.76	10,904,760.00	
265-05-2012	05/10/2012	Various 2012 Capital Improvements	28,267,156.00	-	-	-	-	28,267,156.00	
267-05-2012	05/10/2012	Community College Bonds Chapter 12	1,500,000.00	-	1,500,000.00	-	-	-	
406-07-2012	07/12/2012	Hudson County Schools of Technology	8,750,000.00	-	8,750,000.00	-	-	-	
407-07-2012	07/12/2012	HC Community College - Various Imp.	8,710,000.00	-	8,710,000.00	-	-	-	
613-12-2012	12/06/2012	Hurricane Sandy Various Improvements	6,666,000.00	-	-	-	-	6,666,000.00	
233-04-2013	04/25/2013	Various Road and Bridge Improvements	3,857,142.00	-	-	-	-	3,857,142.00	
261-05-2013	05/07/2013	HC Schools of Tech. - Improvements	15,650,000.00	-	-	500,000.00	-	15,650,000.00	
374-06-2013	06/27/2013	Hudson County Community College	4,250,000.00	-	-	-	-	4,250,000.00	
719-12-2013	12/12/2013	Various 2013 Capital Improvements	31,139,000.00	-	-	-	-	31,139,000.00	
			\$ 235,953,724.76	\$ 361,837.13	\$ 38,840,000.00	\$ 1,150,000.00	\$ 500,000.00	\$ 229,589,701.54	
			C	C-4; C-23	C-6, C-18	C-6, C-17	C-2	C-2, C-23	
								C, C-3a	

Ref.

COUNTY OF HUDSON
GENERAL CAPITAL FUND
FOR THE YEAR ENDED DECEMBER 31, 2013

SCHEDULE OF DEFERRED CHARGES TO FUTURE TAXATION - UNFUNDED
ANALYSIS OF ENDING BALANCE

Ordinance Number	Date	Improvement Description	Balance Dec. 31, 2013	Ending Balance Unfunded		Non-Financed Improvement Authorizations	
				Bond Anticipation Notes Payable	Bonds & Notes Authorized But Not Issued	Expended	Unexpended
354-07-1997	07/10/1997	School of Technology Improvements	\$ 50,000.00	\$ -	\$ 50,000.00	\$ -	\$ 50,000.00
502-10-1997	10/09/1997	Green Acres-Washington/Lincoln Parks	157,716.00	-	157,716.00	83,765.58	73,950.42
502-10-1997	10/09/1997	Bayonne Park - Green Acres	3,500.00	-	3,500.00	-	3,500.00
502-10-1997	10/09/1997	Laurel Hill Extension - Green Acres	69,997.50	-	69,997.50	-	69,997.50
331-06-1998	06/25/1998	School of Technology - Improvements	20,000.00	-	20,000.00	-	20,000.00
512-11-2000	11/21/2000	Various Capital Improvements	211,146.00	-	211,146.00	-	211,146.00
155-04-2005	04/14/2005	Various Capital Improvements	250,000.00	-	250,000.00	-	250,000.00
447-10-2005	10/27/2005	Open Space Trust Fund	200.00	-	200.00	-	200.00
267-06-2006	06/22/2006	Various Capital Improvements	8,027,438.40	8,027,000.00	438.40	-	438.40
268-06-2006	06/22/2006	Green Acres Project	1,050,000.00	3,150,000.00	(2,100,000.00)	-	(2,100,000.00)
201-05-2007	05/10/2007	Various Capital Improvements	19,720,000.00	19,720,000.00	-	-	-
534-11-2007	11/20/2007	Open Space Trust Fund	190.00	-	190.00	-	190.00
100-03-2008	03/13/2008	County Plaza Building Project	5,890,000.00	5,890,000.00	-	-	-
137-03-2008	03/27/2008	Career Development Center Project	6,175,000.00	6,175,000.00	-	-	-
389-09-2008	09/10/2008	HC Community - 2008 Improvements	10,085,000.00	9,723,000.00	362,000.00	-	362,000.00
536-11-2008	11/25/2008	Equipment, Furnishings & Vehicles	20,360,000.00	-	20,360,000.00	16,102,763.12	4,257,236.88
276-07-2009	07/09/2009	Various Capital Improvements	5,210,000.00	-	5,210,000.00	736,866.78	4,473,133.22
088-02-2010	02/11/2010	HC Community Various Improvements	10,690,000.00	10,690,000.00	-	-	-
331-07-2010	07/08/2010	14th Street Viaduct	30,804,726.40	16,835,000.00	13,969,726.40	8,744,069.61	5,225,656.79
457-10-2010	10/14/2010	Various Capital Improvements	13,775,000.00	13,775,000.00	-	-	-
189-04-2011	04/28/2011	Various Capital Improvements	1,111,500.00	-	1,111,500.00	-	1,111,500.00
416-09-2011	09/22/2011	Acquire 830 Bergen Ave Property	5,508,513.24	-	5,508,513.24	396,763.00	5,111,750.24
237-04-2012	04/26/2012	Various 2012 Capital Improvements	1,090,476.00	-	1,090,476.00	-	1,090,476.00
265-05-2012	05/10/2012	Various 2012 Capital Improvements	28,267,156.00	-	28,267,156.00	3,431,026.31	24,836,129.69

COUNTY OF HUDSON
GENERAL CAPITAL FUND
FOR THE YEAR ENDED DECEMBER 31, 2013

SCHEDULE OF DEFERRED CHARGES TO FUTURE TAXATION - UNFUNDED
ANALYSIS OF ENDING BALANCE

Ordinance Number	Date	Improvement Description	Balance Dec. 31, 2013	Ending Balance Unfunded			Non-Financed Improvement Authorizations	
				Bond Anticipation Notes Payable	Bonds & Notes Authorized But Not Issued	Expended	Unexpended	
613-12-2012	12/06/2012	Hurricane Sandy Various Improvements	\$ 6,666,000.00	\$ -	\$ 6,666,000.00	\$ 5,500,171.92	\$ 1,165,828.08	
233-04-2013	04/25/2013	Various Road and Bridge Improvements	3,357,142.00	-	3,357,142.00	-	3,357,142.00	
261-05-2013	05/07/2013	HC Schools of Tech. - Improvements	15,650,000.00	-	15,650,000.00	2,325,523.58	13,324,476.42	
374-06-2013	06/27/2013	Hudson County Community College	4,250,000.00	-	4,250,000.00	-	4,250,000.00	
719-12-2013	12/12/2013	Various 2013 Capital Improvements	31,139,000.00	-	31,139,000.00	-	31,139,000.00	
			<u>\$229,589,701.54</u>	<u>\$ 93,985,000.00</u>	<u>\$ 135,604,701.54</u>	<u>\$ 37,320,949.90</u>	<u>\$ 98,283,751.64</u>	
		<u>Ref.</u>	C, C-3a	C-19	C-23			

**COUNTY OF HUDSON
GENERAL CAPITAL FUND
FOR THE YEAR ENDED DECEMBER 31, 2013**

**SCHEDULE OF DUE FROM STATE OF NEW JERSEY -
GREEN ACRES PROGRAM II**

	<u>Ref.</u>	
Balance: December 31, 2012	C	\$ 5,039,048.50
Decreased by Receipts:		
Ord. No. 268-06-006: Multi-Parks		1,150,000.00
Ord. No. 502-10-1997: Lincoln Park Athletic Fields		750,000.00
		<hr/>
	C-2	1,900,000.00
County Adjustment to Road Aid Allotments	C-4	762,582.00
		<hr/>
		2,662,582.00
		<hr/>
Balance: December 31, 2013	C	<u><u>\$ 2,376,466.50</u></u>

EXHIBIT C-9

SCHEDULE OF CAPITAL IMPROVEMENT FUND

	<u>Ref.</u>	
Balance: December 31, 2012	C	\$ 2,959,753.17
Increased by:		
Cash Received for:		
Current Fund Budget Appropriation	C-2	1,500,000.00
		<hr/>
		4,459,753.17
Decreased by Improvement Authorizations:		
Ord. 233-04-2013: Various Road and Bridge Improvements		\$ 192,858.00
Ord. 719-12-2013: Various 2013 Capital Improvements		1,560,100.00
		<hr/>
	C-10	1,752,958.00
		<hr/>
Balance: December 31, 2013	C	<u><u>\$ 2,706,795.17</u></u>

COUNTY OF HUDSON
GENERAL CAPITAL FUND
FOR THE YEAR ENDED DECEMBER 31, 2013
SCHEDULE OF IMPROVEMENT AUTHORIZATIONS

Ordinance Number	Improvement Description	Ordinance Date	Ordinance Amount		Balance, December 31, 2012		2013 Authorizations	Contracts Payable	Adjust for Mortgage Escrow	Paid or Charged	Balance, December 31, 2013	
			Funded	Unfunded	Funded	Unfunded					Funded	Unfunded
213-04-1993	Vocational School Buses /Equipment	04/22/1993	\$	6,289.95	\$	-	-	-	-	\$	6,289.95	-
624-11-1993	Various Improvements	11/23/1993		9,525,000.00		-	-	-	-		175,228.63	-
626-12-1994	Various Improvements	12/08/1994		6,866,655.00		-	-	-	-		619,867.62	-
739-12-1995	Equipment and Furnishings	12/28/1995		2,714,000.00		-	-	-	-		36,522.96	-
739-12-1995	Buildings, Roads, Intersections & Bridges	12/28/1995		7,116,000.00		-	-	-	-		32,722.70	-
428-08-1997	Various Capital Improvements	03/27/1997		4,000,000.00		-	-	-	-		31.12	-
354-07-1997	Schools of Technology Improvements	07/10/1997		3,700,000.00		-	-	-	-		90,252.46	-
502-10-1997	W. Hudson & Lincoln Parks-Green Acres	10/09/1997		2,002,500.00		50,000.00	-	-	-		26,860.00	50,000.00
502-10-1997	Bayonne Park - Green Acres	10/09/1997		411,000.00		73,950.42	-	-	-		-	73,950.42
502-10-1997	Laurel Hill Extension - Green Acres	10/09/1997		501,500.00		3,500.00	-	-	-		22,832.50	3,500.00
129-03-1998	Roads, Bridges, and Parks	03/12/1998		4,460,000.00		69,997.50	-	-	-		830,897.10	69,997.50
331-06-1998	Schools of Technology - Improvements	06/25/1998		720,000.00		20,000.00	-	-	-		1,720.36	20,000.00
594-11-1998	Road, Intersection & Park Improvements	11/12/1998		8,788,315.00		1,051,771.53	-	-	-		1,051,771.53	-
594-11-1998	Improvements to Buildings & Facilities	11/12/1998		2,830,360.00		2,086,342.96	-	69,900.00	-		1,950,873.29	-
321-06-1999	HC Community College-Various Projects	06/10/1999		19,125,000.00		65,025.75	-	-	-		65,025.75	-
460-09-1999	HC Community College-Improvements	09/09/1999		2,025,000.00		96,744.00	-	-	-		96,744.00	-
623-12-1999	Various Capital Improvements	12/09/1999		11,550,000.00		704,467.36	-	-	-		704,467.36	-
412-09-2000	HC Schools of Technology-Improvements	09/28/2000		4,350,000.00		230,140.77	-	-	-		230,140.77	-
512-11-2000	Various Capital Improvements	11/21/2000		18,260,000.00		821,826.82	-	-	-		804,396.82	211,146.00
300-07-2001	Acquisition - Koppers Site, Kearny	07/26/2001		33,300,000.00		96,874.03	-	-	-		96,874.03	-
114-02-2002	Various Capital Improvements	02/14/2002		20,300,000.00		1,287,608.83	-	-	-		834,235.48	-
310-05-2002	HC Community College-Various Projects	05/23/2002		15,200,000.00		133,963.26	-	128,750.00	-		131,463.26	-
228-04-2003	Various Capital Improvements	04/10/2003		15,520,000.00		1,093,537.57	-	-	-		1,093,537.57	-
136-02-2003	Improvements-Parks/Recreation Facilities	02/27/2003		2,500,000.00		700,000.00	-	-	-		700,000.00	-
477-09-2003	Purchase & Improvements of Various Equip.	02/27/2003		1,500,000.00		1,271.60	-	-	-		69.83	-
148-04-2004	Acquisition & Installation of Various Equip.	09/11/2003		5,930,000.00		787,741.09	-	-	-		110,019.29	-
147-04-2004	Various Capital Improvements	04/07/2004		14,450,000.00		1,528,823.01	-	-	-		61,808.39	-
305-07-2004	HC Schools of Technology Capital Improv.	07/08/2004		6,550,000.00		80,830.56	-	51,868.00	-		1,476,955.01	-
155-04-2005	Various Capital Improvements	04/14/2005		14,000,000.00		961,371.62	-	-	-		80,830.56	-
156-04-2005	Equipment, Furnishings and Vehicles	04/14/2005		1,665,000.00		178,487.07	-	-	-		872,015.12	250,000.00
535-11-2007	HC Community College-Improvements	10/27/2005		5,075,000.00		292,093.74	-	-	-		19,137.08	-
447-10-2005	Open Space Trust Fund	06/22/2006		6,075,000.00		1,609,121.66	-	-	-		130,062.82	-
267-06-2006	Various Improvements-Equip/Furnishings	06/22/2006		19,900,000.00		3,830,432.77	-	40,000.00	-		1,001,267.69	200.00
268-06-2006	Green Acres Park Improvements	06/22/2006		6,750,000.00		438.40	-	-	-		3,517,672.14	49,500.00
269-06-2006	HC Schools of Technology-Improvements	06/22/2006		11,950,000.00		317,173.27	-	-	-		223,571.84	-
201-05-2007	Various Improvements-Equip/Furnishings	05/10/2007		24,874,000.00		9,930,291.03	-	522,480.68	-		194,130.72	9,213,679.63
534-11-2007	Open Space, Rec. and Historic Preservation	11/20/2007		6,440,000.00		2,351,829.28	-	-	-		6,314.00	190.00
137-03-2008	Career Development Center Project	03/27/2008		6,500,000.00		648,046.01	-	-	-		2,345,515.28	579,116.01
161-04-2008	HC Comm. College Capital Projects	04/10/2008		30,000,000.00		8,788,441.64	-	-	-		-	1,768,473.36
389-09-2008	Various 2008 Capital Improvements	09/10/2008		16,200,000.00		5,473,145.77	-	-	-		(0.00)	-
536-11-2008	Equipment, Furnishings, and Vehicles	11/25/2008		21,433,000.00		5,848,559.95	-	-	-		1,536,022.43	5,015,410.05
276-07-2009	Various Capital Improvements	07/09/2009		11,500,000.00		5,210,000.00	-	-	-		-	4,257,236.88
331-08-2009	Acquisition of 567 Pavonia Avenue	08/25/2009		21,600,000.00		836,853.44	-	-	-		14,476.00	4,473,133.22
070-01-2010	HCCC Improvements - Sip Ave/Jones St.	01/29/2010		2,353,000.00		2,352,550.00	-	-	-		574,401.44	-
088-02-2010	Various Capital Improvements	02/11/2010		25,604,000.00		-	-	(56,519.43)	-		-	9,466,658.87

**COUNTY OF HUDSON
GENERAL CAPITAL FUND
FOR THE YEAR ENDED DECEMBER 31, 2013**

SCHEDULE OF CONTRACTS PAYABLE

Balance: December 31, 2012	<u>Ref.</u> C	\$ 39,839,323.29
Increased by:		
Improvement Authorizations - Contracts	C-10	<u>14,368,540.60</u>
		54,207,863.89
Decreased by:		
Cash Disbursed	C-2	\$ 34,063,541.24
Retentions from Contract Progress Billings	C-12	510,421.69
Mortgage Agreement Encumbrances Recognized in Agreement	C-22	<u>410,800.00</u>
		<u>34,984,762.93</u>
Balance: December 31, 2013	C	<u>\$ 19,223,100.96</u>

EXHIBIT C-12

SCHEDULE OF RETAINED PERCENTAGES DUE CONTRACTORS

Balance: December 31, 2012	<u>Ref.</u> C	\$ 1,363,595.79
Increased by:		
Retained from Contract Billings	C-11	<u>510,421.69</u>
Balance: December 31, 2013	C	<u>\$ 1,874,017.48</u>

**COUNTY OF HUDSON
GENERAL CAPITAL FUND
FOR THE YEAR ENDED DECEMBER 31, 2013
SCHEDULE OF DUE FROM CURRENT FUND**

	<u>Ref.</u>		
Balance: December 31, 2012			\$ -
Increased by:			
2012 Note Premium	C-16	\$ 443,306.00	
Cash Disbursements	C-2	<u>94,288.25</u>	
			<u>537,594.25</u>
			537,594.25
Decreased by:			
Anticipated as Current Fund Budget Revenue	C-16	92,202.00	
State Share of Bond Premium	C-16	<u>2,086.25</u>	
			<u>94,288.25</u>
Balance: December 31, 2013	C		<u><u>\$ 443,306.00</u></u>

EXHIBIT C-14

SCHEDULE OF DUE FROM US GOVERNMENT EARMARK

	<u>Ref.</u>	
Balance: December 31, 2013 and 2012	C	<u><u>\$ 750,000.00</u></u>

**COUNTY OF HUDSON
GENERAL CAPITAL FUND
FOR THE YEAR ENDED DECEMBER 31, 2013**

SCHEDULE OF RESERVE FOR STATE ROAD AID ALLOTMENTS

	<u>Ref.</u>	
Balance: December 31, 2013 and 2012	C	\$ <u>2,142,499.87</u>

EXHIBIT C-16

SCHEDULE FOR RESERVE FOR PAYMENT OF BONDS

	<u>Ref.</u>	
Balance: December 31, 2012	C	\$ 84,578.20
Increased by:		
2013 Note Premium		\$ 1,563,910.40
Bond Premium		<u>120,299.15</u>
	C-2	1,684,209.55
2012 Note Premium	C-13	<u>443,306.00</u>
		<u>2,127,515.55</u>
		2,212,093.75
Decreased by:		
Anticipated as Current Fund Budget Revenue	C-13	\$ 92,202.00
State Share of Bond Premium	C-13	<u>2,086.25</u>
		<u>94,288.25</u>
Balance: December 31, 2013	C	<u>\$ 2,117,805.50</u>

COUNTY OF HUDSON
GENERAL CAPITAL FUND
FOR THE YEAR ENDED DECEMBER 31, 2013

SCHEDULE OF GREEN ACRES LOANS PAYABLE

Description	Date of Issue	Original Issue Amount	Maturities of Bonds Outstanding December 31, 2013		Interest Rates	Balance December 31, 2012	Issued	Retired	Balance December 31, 2013
			Date	Amount					
Laurel Hill	Sept. 27, 2000	\$ 306,502.50	Jan. 3, 2014	\$ 8,290.44	2.000%	\$ 140,256.22	\$ -	\$ 16,335.45	\$ 123,920.77
			Jul. 3, 2014	8,373.35	2.000%				
			Jan. 3, 2015	8,457.08	2.000%				
			Jul. 3, 2015	8,541.65	2.000%				
			Jan. 3, 2016	8,627.07	2.000%				
			Jul. 3, 2016	8,713.34	2.000%				
			Jan. 3, 2017	8,800.47	2.000%				
			Jul. 3, 2017	8,888.48	2.000%				
			Jan. 3, 2018	8,977.36	2.000%				
			Jul. 3, 2018	9,067.14	2.000%				
			Jan. 3, 2019	9,157.81	2.000%				
			Jul. 3, 2019	9,249.39	2.000%				
			Jan. 3, 2019	9,341.88	2.000%				
			Jul. 3, 2019	9,435.31	2.000%				
Urban Nature Center	Nov. 3, 2003	\$ 270,000.00	Feb. 7, 2014	\$ 6,879.86	2.000%	\$ 165,043.58	\$ -	\$ 13,556.03	\$ 151,487.55
			Aug. 7, 2014	6,948.65	2.000%				
			Feb. 7, 2015	7,018.14	2.000%				
			Aug. 7, 2015	7,088.32	2.000%				
			Feb. 7, 2016	7,159.21	2.000%				
			Aug. 7, 2016	7,230.79	2.000%				
			Feb. 7, 2017	7,303.11	2.000%				
			Aug. 7, 2017	7,376.14	2.000%				
			Feb. 7, 2018	7,449.89	2.000%				
			Aug. 7, 2018	7,524.40	2.000%				
			Feb. 7, 2019	7,599.64	2.000%				
			Aug. 7, 2019	7,675.64	2.000%				
			Feb. 7, 2020	7,752.39	2.000%				
			Aug. 7, 2020	7,829.92	2.000%				
		Feb. 7, 2021	7,908.21	2.000%					
		Aug. 7, 2021	7,987.30	2.000%					
		Feb. 7, 2022	8,067.17	2.000%					

**COUNTY OF HUDSON
GENERAL CAPITAL FUND
FOR THE YEAR ENDED DECEMBER 31, 2013
SCHEDULE OF GREEN ACRES LOANS PAYABLE**

Description	Date of Issue	Original Issue Amount	Maturities of Bonds Outstanding December 31, 2013		Interest Rates	Balance December 31, 2012	Issued	Retired	Balance December 31, 2013
			Date	Amount					
Urban Nature Center	(continued)		Aug. 7, 2022	\$ 8,147.84	2.000%				
			Feb. 7, 2023	8,229.32	2.000%				
			Aug. 7, 2023	8,311.61	2.000%				
Bayonne Waterfront Park	Dec. 29, 2005	\$ 498,391.00	Mar. 29, 2014	\$ 12,203.95	2.000%	\$ 353,229.26	\$ -	\$ 24,046.59	\$ 329,182.67
			Sep. 29, 2014	12,325.98	2.000%				
			Mar. 29, 2015	12,449.24	2.000%				
			Sep. 29, 2015	12,573.74	2.000%				
			Mar. 29, 2016	12,699.47	2.000%				
			Sep. 29, 2016	12,826.47	2.000%				
			Mar. 29, 2017	12,954.74	2.000%				
			Sep. 29, 2017	13,084.28	2.000%				
			Mar. 29, 2018	13,215.12	2.000%				
			Sep. 29, 2018	13,347.27	2.000%				
			Mar. 29, 2019	13,480.75	2.000%				
			Sep. 29, 2019	13,615.55	2.000%				
			Mar. 29, 2020	13,751.71	2.000%				
			Sep. 29, 2020	13,889.23	2.000%				
			Mar. 29, 2021	14,028.12	2.000%				
Sep. 29, 2021	14,168.40	2.000%							
Mar. 29, 2022	14,310.09	2.000%							
Sep. 29, 2022	14,453.18	2.000%							
Mar. 29, 2023	14,597.72	2.000%							
Sep. 29, 2023	14,743.69	2.000%							
Mar. 29, 2024	14,891.14	2.000%							
Sep. 29, 2024	15,040.04	2.000%							
Mar. 29, 2025	15,190.44	2.000%							
Sep. 29, 2025	15,342.35	2.000%							

**COUNTY OF HUDSON
GENERAL CAPITAL FUND
FOR THE YEAR ENDED DECEMBER 31, 2013
SCHEDULE OF GREEN ACRES LOANS PAYABLE**

Description	Date of Issue	Original Issue Amount	Maturities of Bonds Outstanding December 31, 2013		Interest Rates	Balance December 31, 2012	Issued	Retired	Balance December 31, 2013
			Date	Amount					
Bayonne Gregg Park Dev.	Feb. 23, 2009	\$ 250,000.00	May 26, 2014	\$ 5,766.89	2.000%	\$ 211,963.77	\$ -	\$ 11,363.05	\$ 200,600.72
			Nov. 26, 2014	5,824.56	2.000%				
			May 26, 2015	5,882.81	2.000%				
			Nov. 26, 2015	5,941.63	2.000%				
			May 26, 2016	6,001.05	2.000%				
			Nov. 26, 2016	6,061.06	2.000%				
			May 26, 2017	6,121.67	2.000%				
			Nov. 26, 2017	6,182.90	2.000%				
			May 26, 2018	6,244.72	2.000%				
			Nov. 26, 2018	6,307.16	2.000%				
			May 26, 2019	6,370.24	2.000%				
			Nov. 26, 2019	6,433.94	2.000%				
			May 26, 2020	6,498.28	2.000%				
			Nov. 26, 2020	6,563.26	2.000%				
			May 26, 2021	6,628.90	2.000%				
			Nov. 26, 2021	6,695.18	2.000%				
			May 26, 2022	6,762.13	2.000%				
			Nov. 26, 2022	6,829.76	2.000%				
			May 26, 2023	6,898.05	2.000%				
			Nov. 26, 2023	6,967.03	2.000%				
			May 26, 2024	7,036.70	2.000%				
			Nov. 26, 2024	7,107.07	2.000%				
			May 26, 2025	7,178.14	2.000%				
			Nov. 26, 2025	7,249.92	2.000%				
			May 26, 2026	7,322.42	2.000%				
			Nov. 26, 2026	7,395.65	2.000%				
			May 26, 2027	7,469.60	2.000%				
			Nov. 26, 2027	7,544.30	2.000%				
			May 26, 2028	7,619.75	2.000%				
			Nov. 26, 2028	7,695.95	2.000%				

**COUNTY OF HUDSON
GENERAL CAPITAL FUND
FOR THE YEAR ENDED DECEMBER 31, 2013
SCHEDULE OF GREEN ACRES LOANS PAYABLE**

Description	Date of Issue	Original Issue Amount	Maturities of Bonds Outstanding December 31, 2013		Interest Rates	Balance December 31, 2012	Issued	Retired	Balance December 31, 2013
			Date	Amount					
Mercer Park	Dec. 29, 2005	\$ 495,250.50	May 28, 2014	\$ 17,895.63	2.000%	\$ 282,388.10	\$ -	\$ 35,261.46	\$ 247,126.64
			Nov. 28, 2014	18,074.59	2.000%				
			May 28, 2015	18,255.33	2.000%				
			Nov. 28, 2015	18,437.89	2.000%				
			May 28, 2016	18,622.27	2.000%				
			Nov. 28, 2016	18,808.48	2.000%				
			May 28, 2017	18,996.58	2.000%				
			Nov. 28, 2017	19,186.53	2.000%				
			May 28, 2018	19,378.41	2.000%				
			Nov. 28, 2018	19,572.19	2.000%				
			May 28, 2019	19,767.91	2.000%				
			Nov. 28, 2019	19,965.59	2.000%				
			May 28, 2020	20,165.24	2.000%				
Environmental Projects 0900-95-076	Nov. 13, 2012	\$ 844,784.00	Feb. 16, 2014	\$ 27,683.56	2.000%	\$ 844,804.00	\$ -	\$ 27,429.46	\$ 817,374.54
			Aug. 16, 2014	27,960.39	2.000%				
			Feb. 16, 2015	28,240.00	2.000%				
			Aug. 16, 2015	28,522.40	2.000%				
			Feb. 16, 2016	28,807.62	2.000%				
			Aug. 16, 2016	29,095.70	2.000%				
			Feb. 16, 2017	29,386.65	2.000%				
			Aug. 16, 2017	29,680.52	2.000%				
			Feb. 16, 2018	29,977.33	2.000%				
			Aug. 16, 2018	30,277.10	2.000%				
			Feb. 16, 2019	30,579.87	2.000%				
			Aug. 16, 2019	30,885.67	2.000%				
			Feb. 16, 2020	31,194.53	2.000%				
			Aug. 16, 2020	31,506.47	2.000%				
			Feb. 16, 2021	31,821.54	2.000%				
			Aug. 16, 2021	32,139.75	2.000%				
			Feb. 16, 2022	32,461.15	2.000%				
			Aug. 16, 2022	32,785.76	2.000%				

**COUNTY OF HUDSON
GENERAL CAPITAL FUND
FOR THE YEAR ENDED DECEMBER 31, 2013
SCHEDULE OF GREEN ACRES LOANS PAYABLE**

Description	Date of Issue	Original Issue Amount	Maturities of Bonds Outstanding December 31, 2013		Interest Rates	Balance December 31, 2012	Issued	Retired	Balance December 31, 2013
			Date	Amount					
Environmental Projects 0900-95-076			Feb. 16, 2023	\$ 33,113.62	2.000%				
			Aug. 16, 2023	33,444.75	2.000%				
			Feb. 16, 2024	33,779.20	2.000%				
			Aug. 16, 2024	34,117.00	2.000%				
			Feb. 16, 2025	34,458.16	2.000%				
			Aug. 16, 2025	34,802.75	2.000%				
			Feb. 16, 2026	35,150.77	2.000%				
			Aug. 16, 2026	35,502.28	2.000%				
Laurel Hill Park 0900-01-031	Dec. 20, 2012	\$ 950,000.00	Mar. 21, 2014	\$ 20,237.39	2.000%	\$ 950,000.00	\$ -	\$ 20,037.02	\$ 929,962.98
			Sept. 21, 2014	20,439.76	2.000%				
			Mar. 21, 2015	20,644.16	2.000%				
			Sept. 21, 2015	20,850.60	2.000%				
			Mar. 21, 2016	21,059.10	2.000%				
			Sept. 21, 2016	21,269.70	2.000%				
			Mar. 21, 2017	21,482.39	2.000%				
			Sept. 21, 2017	21,697.22	2.000%				
			Mar. 21, 2018	21,914.19	2.000%				
			Sept. 21, 2018	22,133.33	2.000%				
			Mar. 21, 2019	22,354.66	2.000%				
			Sept. 21, 2019	22,578.21	2.000%				
			Mar. 21, 2020	22,803.99	2.000%				
			Sept. 21, 2020	23,032.03	2.000%				
			Mar. 21, 2021	23,262.35	2.000%				
		Sept. 21, 2021	23,494.98	2.000%					
		Mar. 21, 2022	23,729.93	2.000%					
		Sept. 21, 2022	23,967.23	2.000%					
		Mar. 21, 2023	24,206.90	2.000%					
		Sept. 21, 2023	24,448.97	2.000%					
		Mar. 21, 2024	24,693.46	2.000%					
		Sept. 21, 2024	24,940.39	2.000%					
		Mar. 21, 2025	25,189.79	2.000%					

**COUNTY OF HUDSON
GENERAL CAPITAL FUND
FOR THE YEAR ENDED DECEMBER 31, 2013
SCHEDULE OF GREEN ACRES LOANS PAYABLE**

Description	Date of Issue	Original Issue Amount	Maturities of Bonds Outstanding December 31, 2013		Interest Rates	Balance December 31, 2012	Issued	Retired	Balance December 31, 2013
			Date	Amount					
Laurel Hill Park 0900-01-031	(continued)		Sept. 21, 2025	\$ 25,441.69	2.000%				
			Mar. 21, 2026	25,696.10	2.000%				
			Sept. 21, 2026	25,953.07	2.000%				
			Mar. 21, 2027	26,212.60	2.000%				
			Sept. 21, 2027	26,474.73	2.000%				
			Mar. 21, 2028	26,739.47	2.000%				
			Sept. 21, 2028	27,006.87	2.000%				
			Mar. 21, 2029	27,276.94	2.000%				
			Sept. 21, 2029	27,549.70	2.000%				
			Mar. 21, 2030	27,825.20	2.000%				
			Sept. 21, 2030	28,103.46	2.000%				
			Mar. 21, 2031	28,384.49	2.000%				
			Sept. 21, 2031	28,668.34	2.000%				
			Mar. 21, 2032	28,955.02	2.000%				
Sept. 21, 2032	29,244.57	2.000%							
Multi-Parks Playground 0900-04-031		\$ 1,150,000.00	May 22, 2014	\$ 24,255.33	2.000%	\$ -	\$ 1,150,000.00	\$ -	\$ 1,150,000.00
			Nov. 22, 2014	24,497.89	2.000%				
			May 22, 2015	24,742.87	2.000%				
			Nov. 22, 2015	24,990.30	2.000%				
			May 22, 2016	25,240.20	2.000%				
			Nov. 22, 2016	25,492.60	2.000%				
			May 22, 2017	25,747.53	2.000%				
			Nov. 22, 2017	26,005.00	2.000%				
			May 22, 2018	26,265.05	2.000%				
			Nov. 22, 2018	26,527.70	2.000%				
			May 22, 2019	26,792.98	2.000%				
			Nov. 22, 2019	27,060.91	2.000%				
			May 22, 2020	27,331.52	2.000%				
			Nov. 22, 2020	27,604.83	2.000%				
May 22, 2021	27,880.88	2.000%							
Nov. 22, 2021	28,159.69	2.000%							

**COUNTY OF HUDSON
GENERAL CAPITAL FUND
FOR THE YEAR ENDED DECEMBER 31, 2013
SCHEDULE OF GENERAL SERIAL AND TERM BONDS PAYABLE**

Description	Date of Issue	Original Issue Amount	Maturities of Bonds Outstanding				Interest Rates	Balance		Retired	Balance December 31, 2013
			Date	December 31, 2013 Amount	December 31, 2012	Issued		Refunded			
Merrill Lynch Refunding Bonds	April, 17, 1991	\$ 10,000,000.00	Jul. 1, 2014	\$ 650,000.00	Variable	\$ 9,350,000.00	\$ -	\$ 650,000.00	\$ 8,700,000.00		
			Jul. 1, 2015	650,000.00	Variable						
			Jul. 1, 2016	650,000.00	Variable						
			Jul. 1, 2017	650,000.00	Variable						
			Jul. 1, 2018	650,000.00	Variable						
			Jul. 1, 2019	650,000.00	Variable						
			Jul. 1, 2020	650,000.00	Variable						
			Jul. 1, 2021	650,000.00	Variable						
			Jul. 1, 2022	650,000.00	Variable						
			Jul. 1, 2023	650,000.00	Variable						
			Jul. 1, 2024	650,000.00	Variable						
			Jul. 1, 2025	650,000.00	Variable						
			Jul. 1, 2026	900,000.00	Variable						
County Community College General Obligation Bonds Series 1999A Bonds	Sep. 1, 1999	\$ 7,625,000.00	Sep. 1, 2014	\$ 685,000.00	5.45%	\$ 1,360,000.00	\$ -	\$ 675,000.00	\$ 685,000.00		
County Community College General Obligation Bonds Series 1999B Bonds	Sep. 1, 1999	\$ 2,000,000.00	Sep. 1, 2014	\$ 180,000.00	5.45%	\$ 355,000.00	\$ -	\$ 175,000.00	\$ 180,000.00		
General Obligation Pension Refunding Bonds - Taxable Series 2003	Mar. 15, 2003	\$ 5,040,000.00	(3)			\$ 485,000.00	\$ -	\$ 485,000.00	\$ -		
Community College Bonds \$7,500,000-State Chp.12 Share \$7,700,000-County Share	July 15, 2003	\$ 15,200,000.00				\$ 7,200,000.00	\$ -	\$ (5,765,000.00)	\$ 1,435,000.00		

**COUNTY OF HUDSON
GENERAL CAPITAL FUND
FOR THE YEAR ENDED DECEMBER 31, 2013**

SCHEDULE OF GENERAL SERIAL AND TERM BONDS PAYABLE

Description	Date of Issue	Original Issue Amount	Maturities of Bonds Outstanding			Interest Rates	Balance December 31,		Retired	Balance December 31, 2013
			Date	Amount	December 31, 2012		Issued	Refunded		
General Improvement Bonds Series 2006	Sep. 12, 2006	\$ 39,082,000.00	Sep. 1, 2014	\$ 2,930,000.00	\$ 34,947,000.00	4.000%	\$ -	\$ -	\$ 2,555,000.00	\$ 32,392,000.00
			Sep. 1, 2015	4,000,000.00		4.250%				
			Sep. 1, 2016	4,020,000.00		4.250%				
			Sep. 1, 2017	4,040,000.00		4.250%				
			Sep. 1, 2018	4,220,000.00		4.250%				
			Sep. 1, 2019	4,205,000.00		4.250%				
			Sep. 1, 2020	4,380,000.00		4.250%				
			Sep. 1, 2021	4,597,000.00		4.250%				
County Vocational / Technical School Bonds Series 2006	Sep. 12, 2006	\$ 27,925,000.00	Sep. 1, 2014	\$ 1,205,000.00	\$ 26,085,000.00	4.000%	\$ -	\$ -	\$ 1,020,000.00	\$ 25,065,000.00
			Sep. 1, 2015	1,260,000.00		4.250%				
			Sep. 1, 2016	1,315,000.00		4.250%				
			Sep. 1, 2017	1,375,000.00		4.250%				
			Sep. 1, 2018	1,440,000.00		4.250%				
			Sep. 1, 2019	1,505,000.00		4.250%				
			Sep. 1, 2020	1,570,000.00		4.250%				
			Sep. 1, 2021	1,645,000.00		4.250%				
			Sep. 1, 2022	1,715,000.00		4.250%				
			Sep. 1, 2023	1,795,000.00		4.250%				
			Sep. 1, 2024	1,875,000.00		4.250%				
			Sep. 1, 2025	1,955,000.00		4.250%				
			Sep. 1, 2026	2,045,000.00		4.250%				
		Sep. 1, 2027 (4)	2,135,000.00		4.250%					
		Sep. 1, 2028 (4)	2,230,000.00		4.250%					
Community College Bonds Series 2006	Sep. 12, 2006	\$ 25,000,000.00	Sep. 1, 2014	\$ 1,640,000.00	\$ 17,005,000.00	4.000%	\$ -	\$ -	\$ 1,575,000.00	\$ 15,430,000.00
			Sep. 1, 2015	1,710,000.00		4.000%				
			Sep. 1, 2016	1,785,000.00		4.250%				
			Sep. 1, 2017	1,855,000.00		4.250%				
			Sep. 1, 2018	1,935,000.00		4.250%				
			Sep. 1, 2019	2,070,000.00		4.250%				
			Sep. 1, 2020	2,175,000.00		4.250%				
			Sep. 1, 2021	2,260,000.00		4.250%				
Open Space Bonds Series 2006	Sep. 12, 2006	\$ 4,723,000.00	Sep. 1, 2014	\$ 620,000.00	\$ 2,533,000.00	4.000%	\$ -	\$ -	\$ 595,000.00	\$ 1,938,000.00
			Sep. 1, 2015	645,000.00		4.250%				
			Sep. 1, 2016	673,000.00		4.250%				

**COUNTY OF HUDSON
GENERAL CAPITAL FUND
FOR THE YEAR ENDED DECEMBER 31, 2013
SCHEDULE OF GENERAL SERIAL AND TERM BONDS PAYABLE**

Description	Date of Issue	Original Issue Amount	Maturities of Bonds Outstanding			Interest Rates	Balance December 31,			Balance December 31, 2013
			Date	Amount	Refunded		Issued	Retired		
Community College Bonds Chapter 12	Jan. 28, 2010	\$ 32,353,000.00	Dec. 31, 2013	\$ 1,400,000.00	\$ -	3.000%	\$ 30,108,000.00	\$ -	\$ 1,370,000.00	\$ 28,738,000.00
			Feb. 1, 2014	1,435,000.00		3.000%				
			Feb. 1, 2015	1,475,000.00		3.000%				
			Feb. 1, 2016	1,525,000.00		3.000%				
			Feb. 1, 2017	1,580,000.00		3.000%				
			Feb. 1, 2018	1,640,000.00		3.250%				
			Feb. 1, 2019	1,705,000.00		3.500%				
			Feb. 1, 2020	1,780,000.00		3.500%				
			Feb. 1, 2021	1,800,000.00		3.500%				
			Feb. 1, 2022	1,800,000.00		4.000%				
			Feb. 1, 2023	1,800,000.00		4.000%				
			Feb. 1, 2024	1,800,000.00		4.000%				
			Feb. 1, 2025	1,800,000.00		4.000%				
			Feb. 1, 2026	1,800,000.00		4.000%				
			Feb. 1, 2027	1,800,000.00		4.000%				
		Feb. 1, 2028	1,800,000.00		4.000%					
		Feb. 1, 2029	1,800,000.00		4.000%					
		Feb. 1, 2030	1,798,000.00		4.000%					
General Obligation Recovery Zone Economic Development Bonds	Dec. 22, 2010	\$ 20,700,000.00	Dec. 1, 2014	\$ 200,000.00	\$ -	3.355%	\$ 20,300,000.00	\$ -	\$ 200,000.00	\$ 20,100,000.00
			Dec. 1, 2015	200,000.00		3.835%				
			Dec. 1, 2016	200,000.00		4.340%				
			Dec. 1, 2017	1,300,000.00		4.790%				
			Dec. 1, 2018	1,400,000.00		5.266%				
			Dec. 1, 2019	1,400,000.00		5.416%				
			Dec. 1, 2020	1,400,000.00		5.616%				
			Dec. 1, 2021	1,400,000.00		5.816%				
			Dec. 1, 2022 (1)	1,400,000.00		6.516%				
			Dec. 1, 2023 (1)	1,400,000.00		6.516%				
			Dec. 1, 2024 (1)	1,400,000.00		6.516%				
			Dec. 1, 2025 (1)	1,400,000.00		6.516%				
			Dec. 1, 2026 (2)	1,400,000.00		6.928%				
			Dec. 1, 2027 (2)	1,400,000.00		6.928%				
			Dec. 1, 2028 (2)	1,400,000.00		6.928%				
		Dec. 1, 2029 (2)	1,400,000.00		6.928%					
		Dec. 1, 2030 (2)	1,400,000.00		6.928%					

**COUNTY OF HUDSON
GENERAL CAPITAL FUND
FOR THE YEAR ENDED DECEMBER 31, 2013
SCHEDULE OF GENERAL SERIAL AND TERM BONDS PAYABLE**

Description	Date of Issue	Original Issue Amount	Maturities of Bonds Outstanding			Interest Rates	Balance			Retired	Balance December 31, 2013
			Date	December 31, 2013	Amount		December 31, 2012	Issued	Refunded		
Open Space Bonds	July 13, 2011	\$ 6,446,000.00	July 15, 2014	\$ 180,000.00	3.000%	\$ 6,271,000.00	\$ -	\$ -	\$ 175,000.00	\$ 6,096,000.00	
			July 15, 2015	185,000.00	3.000%						
			July 15, 2016	190,000.00	3.000%						
			July 15, 2017	190,000.00	3.000%						
			July 15, 2018	185,000.00	3.000%						
			July 15, 2019	205,000.00	3.500%						
			July 15, 2020	210,000.00	4.000%						
			July 15, 2021	220,000.00	4.000%						
			July 15, 2022	225,000.00	4.000%						
			July 15, 2023	235,000.00	4.000%						
			July 15, 2024	245,000.00	4.000%						
			July 15, 2025	260,000.00	4.000%						
			July 15, 2026	270,000.00	4.000%						
			July 15, 2027	285,000.00	4.000%						
			July 15, 2028	300,000.00	4.000%						
			July 15, 2029	315,000.00	4.125%						
			July 15, 2030	330,000.00	4.125%						
			July 15, 2031	335,000.00	4.250%						
			July 15, 2032	340,000.00	4.375%						
			July 15, 2033	345,000.00	4.500%						
			July 15, 2034	350,000.00	4.500%						
			July 15, 2035	350,000.00	4.625%						
			July 15, 2036	346,000.00	4.625%						
General Improvement	April 26, 2011	\$ 15,200,000.00	May 1, 2014	\$ 1,300,000.00	4.000%	\$ 13,995,000.00	\$ -	\$ -	\$ 1,240,000.00	\$ 12,755,000.00	
Refunding Bonds Series 2011			May 1, 2015	1,365,000.00	5.000%						
			May 1, 2016	1,450,000.00	5.000%						
			May 1, 2017	1,535,000.00	5.000%						
			May 1, 2018	1,620,000.00	5.000%						
			May 1, 2019	1,725,000.00	5.000%						
			May 1, 2020	1,830,000.00	5.000%						
			May 1, 2021	1,930,000.00	5.000%						

**COUNTY OF HUDSON
GENERAL CAPITAL FUND
FOR THE YEAR ENDED DECEMBER 31, 2013
SCHEDULE OF GENERAL SERIAL AND TERM BONDS PAYABLE**

Description	Date of Issue	Original Issue Amount	Maturities of Bonds Outstanding			Interest Rates	Balance		
			December 31, 2013	December 31, 2012	December 31, 2013		December 31, 2012	December 31, 2013	
		Amount	Amount	Amount	Refunded	Issued	Refunded	Retired	Balance
Vocational School Refunding Bonds Series 2011	April 26, 2011	\$ 2,740,000.00	\$ 240,000.00	\$ 2,515,000.00	\$ -	\$ -	\$ -	\$ 235,000.00	\$ 2,280,000.00
	May 1, 2015		250,000.00						
	May 1, 2016		265,000.00						
	May 1, 2017		270,000.00						
	May 1, 2018		290,000.00						
	May 1, 2019		305,000.00						
	May 1, 2020		320,000.00						
	May 1, 2021		340,000.00						
General Improvement Bonds Series 2012	June 19, 2012	\$ 10,925,000.00	\$ 315,000.00	\$ 10,925,000.00	\$ -	\$ -	\$ -	\$ 315,000.00	\$ 10,610,000.00
	Mar. 15, 2015		315,000.00						
	Mar. 15, 2016		315,000.00						
	Mar. 15, 2017		525,000.00						
	Mar. 15, 2018		535,000.00						
	Mar. 15, 2019		550,000.00						
	Mar. 15, 2020		570,000.00						
	Mar. 15, 2021		585,000.00						
	Mar. 15, 2022		605,000.00						
	Mar. 15, 2023		625,000.00						
	Mar. 15, 2024		630,000.00						
	Mar. 15, 2025		630,000.00						
	Mar. 15, 2026		630,000.00						
	Mar. 15, 2027		630,000.00						
	Mar. 15, 2028		630,000.00						
	Mar. 15, 2029		630,000.00						
	Mar. 15, 2030		630,000.00						
	Mar. 15, 2031		630,000.00						
	Mar. 15, 2032		630,000.00						
County College Bonds Series 2012 (County College Bond Act, 1971)	June 19, 2012	\$ 8,500,000.00	\$ 350,000.00	\$ 8,500,000.00	\$ -	\$ -	\$ -	\$ 350,000.00	\$ 8,150,000.00
	Mar. 15, 2015		350,000.00						
	Mar. 15, 2016		350,000.00						
	Mar. 15, 2017		570,000.00						
	Mar. 15, 2018		580,000.00						
	Mar. 15, 2019		600,000.00						
	Mar. 15, 2020		610,000.00						
	Mar. 15, 2021		630,000.00						

**COUNTY OF HUDSON
GENERAL CAPITAL FUND
FOR THE YEAR ENDED DECEMBER 31, 2013**

SCHEDULE OF GENERAL SERIAL AND TERM BONDS PAYABLE

Description	Date of Issue	Original Issue Amount	Maturities of Bonds Outstanding		Interest Rates	Balance		Retired	Balance
			Date	Amount		December 31, 2012	December 31, 2013		
County College Bonds Series 2012 (County College Bond Act, 1971)	(continued)		Mar. 15, 2022	\$ 650,000.00	3.000%				
			Mar. 15, 2023	670,000.00	3.000%				
			Mar. 15, 2024	690,000.00	3.000%				
			Mar. 15, 2025	700,000.00	3.000%				
			Mar. 15, 2026	700,000.00	3.250%				
			Mar. 15, 2027	700,000.00	3.500%				
Koppers Site Refinance Project HCLA Bonds	May 1, 2012	\$ 6,265,000.00	May 1, 2014	\$ 425,000.00	2.500%	\$ 6,265,000.00	\$ -	\$ 415,000.00	\$ 5,850,000.00
			May 1, 2015	435,000.00	2.500%				
			May 1, 2016	445,000.00	2.500%				
			May 1, 2017	455,000.00	2.500%				
			May 1, 2018	470,000.00	2.500%				
			May 1, 2019	480,000.00	2.500%				
			May 1, 2020	490,000.00	2.500%				
			May 1, 2021	505,000.00	2.500%				
			May 1, 2022	515,000.00	2.500%				
			May 1, 2023	530,000.00	2.500%				
Koppers Site Refinance Completion Project, Series 2013 County Secured Revenue Bonds	May 1, 2013	\$ 19,880,000.00	May 1, 2014	\$ 1,440,000.00	2.500%	\$ -	\$ 19,880,000.00	\$ -	\$ 19,880,000.00
			May 1, 2015	1,475,000.00	2.500%				
			May 1, 2016	1,515,000.00	2.500%				
			May 1, 2017	1,550,000.00	2.500%				
			May 1, 2018	1,590,000.00	2.500%				
			May 1, 2019	1,630,000.00	2.500%				
			May 1, 2020	1,670,000.00	2.500%				
			May 1, 2021	1,715,000.00	2.500%				
			May 1, 2022	1,755,000.00	2.500%				
			May 1, 2023	1,800,000.00	2.500%				
		May 1, 2024	1,845,000.00	2.500%					
		May 1, 2025	1,895,000.00	2.500%					

**COUNTY OF HUDSON
GENERAL CAPITAL FUND
FOR THE YEAR ENDED DECEMBER 31, 2013
SCHEDULE OF GENERAL SERIAL AND TERM BONDS PAYABLE**

Description	Date of Issue	Original Issue Amount	Maturities of Bonds Outstanding			Interest Rates	Balance		Retired	Balance December 31, 2013	
			Date	Amount	December 31, 2012		Issued	Refunded			
County Vocational-Technical Schools Bonds, Series 2013 (NJ School Bond Reserve Act, 1980 NJ Laws c. 72) Ordinance No. 406-07-2012	June 25, 2013	\$ 8,750,000.00	Mar. 15, 2014	\$ 500,000.00	\$ -	3.000%	\$ -	\$ -	\$ -	\$ 8,750,000.00	
			Mar. 15, 2015	500,000.00		3.000%					
			Mar. 15, 2016	500,000.00		3.000%					
			Mar. 15, 2017	600,000.00		3.000%					
			Mar. 15, 2018	775,000.00		4.000%					
			Mar. 15, 2019	950,000.00		4.000%					
			Mar. 15, 2020	950,000.00		4.000%					
			Mar. 15, 2021	975,000.00		4.000%					
			Mar. 15, 2022	1,000,000.00		4.000%					
			Mar. 15, 2023	1,000,000.00		4.000%					
			Mar. 15, 2024	1,000,000.00		4.000%					
	County College Bonds, Series 2013 Ordinance No. 407-07-2012	June 25, 2013	\$ 8,710,000.00	Mar. 15, 2014	\$ 250,000.00	\$ -	3.000%	\$ -	\$ 8,710,000.00	\$ -	\$ 8,710,000.00
				Mar. 15, 2015	250,000.00		3.000%				
				Mar. 15, 2016	250,000.00		3.000%				
			Mar. 15, 2017	250,000.00		3.000%					
			Mar. 15, 2018	250,000.00		4.000%					
			Mar. 15, 2019	480,000.00		4.000%					
			Mar. 15, 2020	480,000.00		4.000%					
			Mar. 15, 2021	500,000.00		4.000%					
			Mar. 15, 2022	500,000.00		4.000%					
			Mar. 15, 2023	500,000.00		4.000%					
		Mar. 15, 2025	500,000.00		4.000%						
		Mar. 15, 2026	500,000.00		4.125%						
		Mar. 15, 2027	500,000.00		4.250%						
		Mar. 15, 2028	500,000.00		4.500%						
		Mar. 15, 2029	500,000.00		4.630%						
		Mar. 15, 2030	500,000.00		4.630%						
		Mar. 15, 2031	500,000.00		4.750%						
		Mar. 15, 2032	500,000.00		4.750%						
		Mar. 15, 2033	500,000.00		4.750%						

**COUNTY OF HUDSON
GENERAL CAPITAL FUND
FOR THE YEAR ENDED DECEMBER 31, 2013
SCHEDULE OF BOND ANTICIPATION NOTES PAYABLE**

Original Issue Date	Amount	Date of Issue	Date of Maturity	Interest Rate	Balance December 31, 2012	Renewed	Permanently Financed	Retired	Balance December 31, 2013
Acquisition of Land - Koppers Site, Kearny Acquisition, Ord. No. 300-7-2001									
09/27/2002	19,900,000.00	05/01/2012	05/01/2013	0.75%	\$ 19,900,000.00	\$ -	\$ 19,880,000.00	\$ 20,000.00	\$ -
					<u>19,900,000.00</u>	<u>-</u>	<u>19,880,000.00</u>	<u>20,000.00</u>	<u>-</u>
Various 2006 Capital Improvements, Ord. No. 267-06-2006									
12/09/2011	9,800,000.00	12/06/2013	12/05/2014	2.00%	-	8,027,000.00	-	-	8,027,000.00
12/09/2011	9,800,000.00	12/07/2012	12/06/2013	1.00%	8,027,000.00	-	-	8,027,000.00	-
Green Acres Project, Ord. No. 268-06-2006									
12/09/2011	3,400,000.00	12/06/2013	12/05/2014	2.00%	-	3,150,000.00	-	-	3,150,000.00
12/09/2011	3,400,000.00	12/07/2012	12/06/2013	1.00%	3,150,000.00	-	-	3,150,000.00	-
Various 2007 Capital Improvements, Ord. No. 201-05-2007									
12/09/2011	19,720,000.00	12/06/2013	12/05/2014	2.00%	-	19,720,000.00	-	-	19,720,000.00
12/09/2011	19,720,000.00	12/07/2012	12/06/2013	1.00%	19,720,000.00	-	-	19,720,000.00	-
County Plaza Building Project, Ord No. 100-03-2008									
12/09/2011	5,890,000.00	12/06/2013	12/05/2014	2.00%	-	5,890,000.00	-	-	5,890,000.00
12/09/2011	5,890,000.00	12/07/2012	12/06/2013	1.00%	5,890,000.00	-	-	5,890,000.00	-
Career Development Center Project, Ord No. 137-03-2008									
12/09/2011	6,175,000.00	12/06/2013	12/05/2014	2.00%	-	6,175,000.00	-	-	6,175,000.00
12/09/2011	6,175,000.00	12/07/2012	12/06/2013	1.00%	6,175,000.00	-	-	6,175,000.00	-
Various 2008 Capital Improvements, Ord. No. 389-09-2008									
12/09/2011	10,085,000.00	12/06/2013	12/05/2014	2.00%	-	9,723,000.00	-	-	9,723,000.00
12/09/2011	10,085,000.00	12/07/2012	12/06/2013	1.00%	9,723,000.00	-	-	9,723,000.00	-

**COUNTY OF HUDSON
GENERAL CAPITAL FUND
FOR THE YEAR ENDED DECEMBER 31, 2013
SCHEDULE OF BOND ANTICIPATION NOTES PAYABLE**

Date	Original Issue Amount	Date of Issue	Date of Maturity	Interest Rate	Balance December 31, 2012	Renewed	Permanently Financed	Retired	Balance December 31, 2013
Various 2010 Capital Improvements, Ord. No. 088-02-2010									
12/09/2011	10,690,000.00	12/06/2013	12/05/2014	2.00%	\$ -	\$ 10,690,000.00	-	\$ -	\$ 10,690,000.00
12/09/2011	10,690,000.00	12/07/2012	12/06/2013	1.00%	10,690,000.00	-	-	10,690,000.00	-
14th Street Viaduct Replacement, Ord. No. 331-07-2010									
12/09/2011	58,650,000.00	12/06/2013	12/05/2014	2.00%	-	16,835,000.00	-	-	16,835,000.00
12/09/2011	58,650,000.00	12/07/2012	12/06/2013	1.00%	28,650,000.00	-	-	28,650,000.00	-
Various 2010 Improvements and Acquisitions, Ord No. 457-10-2010									
12/09/2011	13,775,000.00	12/06/2013	12/05/2014	2.00%	13,775,000.00	-	-	-	13,775,000.00
12/09/2011	13,775,000.00	12/07/2012	12/06/2013	1.00%	13,775,000.00	-	-	13,775,000.00	-
					<u>105,800,000.00</u>	<u>93,985,000.00</u>	<u>-</u>	<u>105,800,000.00</u>	<u>93,985,000.00</u>
					<u>\$ 125,700,000.00</u>	<u>\$ 93,985,000.00</u>	<u>\$ 19,880,000.00</u>	<u>\$ 105,820,000.00</u>	<u>\$ 93,985,000.00</u>
				<u>Ref.</u>	C	C-2, C-23	C-6, C-18, C-23	C-2, C-23	C, C-3a, C-7
				Refunded		\$ 93,985,000.00	contra, C-3	\$ 93,985,000.00	
				Cash Disbursement			C-3	11,835,000.00	
						<u>\$ 93,985,000.00</u>		<u>\$ 105,820,000.00</u>	

**COUNTY OF HUDSON
GENERAL CAPITAL FUND
FOR THE YEAR ENDED DECEMBER 31, 2013**

**SCHEDULE OF RESERVE FOR PUBLIC BUILDINGS,
GROUNDS AND PARKS ARTS INCLUSION**

	<u>Ref.</u>	
Balance: December 31, 2013 and 2012	C	\$ 474,613.00

EXHIBIT C-21

SCHEDULE OF RESERVE FOR YOUTH CONSULTATION SERVICE

	<u>Ref.</u>	
Balance: December 31, 2012	C	\$ 130,919.49
Increased by:		
Cash Receipts	C-2	15.16
Balance: December 31, 2013	C	\$ 130,934.65

**COUNTY OF HUDSON
GENERAL CAPITAL FUND
FOR THE YEAR ENDED DECEMBER 31, 2013**

SCHEDULE OF MORTGAGE PAYABLE

Balance: December 31, 2012	<u>Ref.</u> C	\$ 15,289,625.00
Increased by		
Ordinance Charges Posted to Contracts Payable	C-11	410,800.00
		<u>15,700,425.00</u>
Decreased by:		
Adjust to Reflect Committed Expenditures Only	C-10	\$ 5,458,938.24
Amortization Paid by Current Fund Budget	C-6	<u>616,875.00</u>
		<u>6,075,813.24</u>
Balance: December 31, 2013	C	<u><u>\$ 9,624,611.76</u></u>
County Share of:		
County Share of Purchase Price of \$8,175,115		\$ 7,153,225.63
Contracts 2011-2013 Totaling \$1,274,152.84		1,114,883.74
Debt Service and Other Charges at Issuance of \$2,255,288.44		<u>1,973,377.39</u>
County Share of Project Through December 31, 2013		10,241,486.76
Less: Mortgage Amortization Payments - 2013		<u>616,875.00</u>
Mortgage Payable at December 31, 2013		<u><u>\$ 9,624,611.76</u></u>
Remaining Funds on Authorization		\$ 5,111,750.24
County Appropriation in Excess of Mortgage Agreement		<u>(144,375.00)</u>
Remaining Expenditures Available Under Mortgage Agreement		4,967,375.24
Mortgage Payable at December 31, 2013		9,624,611.76
Paid or Charged Directly by County - Due from Trustee		<u>396,763.00</u>
Due HCIA Assuming Full Use of Authorization, Net Amortization Paid		<u><u>\$ 14,988,750.00</u></u>

**COUNTY OF HUDSON
GENERAL CAPITAL FUND
FOR THE YEAR ENDED DECEMBER 31, 2013**

SCHEDULE OF BONDS AND NOTES AUTHORIZED BUT NOT ISSUED

Ordinance Date	Number	Improvement Description	Increased by:		Decreased by:		Budget Appropriations	Bond Anticipation Notes Issued	Balance December 31, 2013
			Current Year Authorizations	Notes Matured	Grants and Loans	Other Adjustments			
07/10/1997	354-07-1997	Schools of Technology - Improvements	\$ 50,000.00	-	-	-	\$ -	\$ 50,000.00	
10/09/1997	502-10-1997	Green Acres, Washington / Lincoln Parks	157,716.00	-	-	-	-	157,716.00	
10/09/1997	502-10-1997	Bayonne Park - Green Acres	3,500.00	-	-	-	-	3,500.00	
10/09/1997	502-10-1997	Laurel Hill Extension - Green Acres	69,997.50	-	-	-	-	69,997.50	
06/25/1998	331-06-1998	Schools of Technology Improvements	20,000.00	-	-	-	-	20,000.00	
11/21/2000	512-11-2000	Various Capital Improvements	211,146.00	-	-	-	-	211,146.00	
07/26/2001	300-07-2001	Koppers Site, Kearny Acquisition	(20,000.00)	-	-	-	-	-	
04/14/2005	155-04-2005	Various Capital Improvements	250,000.00	-	19,880,000.00	-	-	250,000.00	
10/27/2005	447-10-2005	Open Space Trust	200.00	-	-	-	-	200.00	
06/22/2006	267-06-2006	Various Capital Improvements	438.40	-	-	-	-	438.40	
06/22/2006	268-06-2006	Green Acres Project	(950,000.00)	-	1,150,000.00	-	-	(2,100,000.00)	
05/10/2007	201-05-2007	Various Capital Improvements	-	-	-	-	-	-	
11/20/2007	534-11-2007	Open Space Trust	-	-	-	-	-	190.00	
03/13/2008	100-03-2008	County Plaza Building Project	-	-	-	-	-	-	
03/27/2008	137-03-2008	Career Development Center Project	-	-	-	-	-	-	
09/10/2008	389-09-2008	Various 2008 Capital Improvements	162.87	-	-	-	-	162.87	
11/25/2008	536-11-2008	Equipment, Furnishings and Vehicles	20,360,000.00	-	-	-	-	20,360,000.00	
07/09/2009	276-07-2009	Various Capital Improvements	5,210,000.00	-	-	-	-	5,210,000.00	
02/11/2010	088-02-2010	Various Capital Improvements	-	-	-	-	-	-	
07/08/2010	331-07-2010	14th Street Viaduct	13,045,241.99	-	10,890,515.59	-	-	13,969,726.40	
10/14/2010	457-10-2010	Various Improvements & Acquisitions	-	-	-	-	-	-	
04/22/2011	189-04-2011	Various Capital Improvements	1,111,500.00	-	-	-	-	1,111,500.00	
09/22/2011	416-09-2011	Acquisition of 830 Bergen Avenue	15,750,000.00	-	-	-	-	15,750,000.00	
04/26/2012	237-04-2012	Various 2012 Capital Improvements	1,090,476.00	-	-	10,241,486.76	-	5,508,513.24	
05/10/2012	265-05-2012	Various 2012 Capital Improvements	28,267,156.00	-	-	-	-	1,090,476.00	
05/10/2012	267-05-2012	Community College Bonds Chapter 12	1,500,000.00	-	1,500,000.00	-	-	-	
07/12/2012	406-07-2012	Hudson County Schools of Technology	8,750,000.00	-	8,750,000.00	-	-	-	
07/12/2012	407-07-2012	HC Community College - Various Imp.	8,710,000.00	-	8,710,000.00	-	-	28,267,156.00	
12/06/2012	613-12-2012	Hurricane Sandy Various Improvements	6,666,000.00	-	-	-	-	-	
04/25/2013	233-04-2013	Various Road and Bridge Improvements	3,857,142.00	-	-	-	-	6,666,000.00	
05/07/2013	261-05-2013	HC Schools of Tech. - Improvements	15,650,000.00	-	-	-	-	3,357,142.00	
06/27/2013	374-06-2013	Hudson County Community College	4,250,000.00	-	-	-	-	15,650,000.00	
12/12/2013	719-12-2013	Various 2013 Capital Improvements	31,139,000.00	-	-	-	-	4,250,000.00	
			\$ 54,896,142.00	\$ 125,700,000.00	\$ 38,840,000.00	\$ 9,879,649.63	\$ 500,000.00	\$ 135,604,701.54	
			C-7, C-10	C	C-18	C-2, C-7	C-2, C-19	C, C-3a, C-7	
			C-19	\$ 19,880,000.00	C-7	C-4, C-7			
			C-19	105,820,000.00	C-17	C-6, C-7			
			C-2	\$ 125,700,000.00					

Ref.

REPORT OF AUDIT

SUPPLEMENTARY DATA SECTION

Affordable Housing Utility Fund Schedules

County of Hudson
2013

**COUNTY OF HUDSON
AFFORDABLE HOUSING UTILITY FUND
FOR THE YEAR ENDED DECEMBER 31, 2013**

SCHEDULE OF CASH AND CASH EQUIVALENTS

	<u>Ref.</u>	<u>Operating Fund</u>	<u>Capital Fund</u>
Balance: December 31, 2012	D	\$ 379,701.35	\$ 203,482.84
Increased by Receipts:			
Interest on Investments - Operating	D-2	<u>41.40</u>	<u>-</u>
Balance: December 31, 2013	D	<u>\$ 379,742.75</u>	<u>\$ 203,482.84</u>

COUNTY OF HUDSON
 AFFORDABLE HOUSING UTILITY CAPITAL FUND
 FOR THE YEAR ENDED DECEMBER 31, 2013

ANALYSIS OF AFFORDABLE HOUSING UTILITY CAPITAL CASH AND CASH EQUIVALENTS

	Balance December 31, 2012	Balance December 31, 2013	Analysis of Ending Balance Improvement Authorizations - Funded
\$	203,482.84	\$	203,482.84
\$	203,482.84	\$	203,482.84
	D	D	D-6

Improvement Authorizations

Ordinance Date	Ordinance Number	Description
2/23/1989	178-3-1989	Various Housing Improvements

Ref.

COUNTY OF HUDSON
AFFORDABLE HOUSING UTILITY CAPITAL FUND
FOR THE YEAR ENDED DECEMBER 31, 2013
SCHEDULE OF IMPROVEMENT AUTHORIZATIONS

Ordinance Number	Improvement Description	Date	Ordinance Amount	Balance, December 31, 2012		Balance, December 31, 2013	
				Funded	Unfunded	Funded	Unfunded
178-3-1989	Affordable Housing Improvements	2/23/1989	\$ 100,000,000.00	\$ 203,482.84	-	203,482.84	-
				\$ 203,482.84	-	\$ 203,482.84	\$ -
			Ref.	D		D, D-5	

REPORT OF AUDIT

SUPPLEMENTARY DATA SECTION

Fixed Assets Schedules

County of Hudson
2013

**COUNTY OF HUDSON
GENERAL FIXED ASSETS
FOR THE YEAR ENDED DECEMBER 31, 2013**

SCHEDULE OF CHANGES IN GENERAL FIXED ASSETS BY CLASS

	Balance December 31, 2012	Additions	Deletions	Balance December 31, 2013
Land	\$ 98,697,326.00	\$ -	\$ -	\$ 98,697,326.00
Buildings	253,511,480.91	6,486,021.45	-	259,997,502.36
Equipment, Vehicles and Furniture	66,841,172.99	8,117,651.91	1,980,898.80	72,977,926.10
Total	<u>\$ 419,049,979.90</u>	<u>\$ 14,603,673.36</u>	<u>\$ 1,980,898.80</u>	<u>\$ 431,672,754.46</u>
	<u>Ref.</u> E	E-2	E-2	E

EXHIBIT E-2

SCHEDULE OF INVESTMENT IN GENERAL FIXED ASSETS

Balance: December 31, 2012	<u>Ref.</u> E	\$ 419,049,979.90
Increased by:		
Additions	E-1	14,603,673.36
		<u>433,653,653.26</u>
Decreased by:		
Deletions	E-1	1,980,898.80
Balance: December 31, 2013	E	<u>\$ 431,672,754.46</u>

REPORT OF AUDIT

SUPPLEMENTARY DATA SECTION

Payroll Agency Schedules

County of Hudson
2013

**COUNTY OF HUDSON
PAYROLL AGENCY FUND
FOR THE YEAR ENDED DECEMBER 31, 2013**

SCHEDULE OF CASH AND CASH EQUIVALENTS

Balance, December 31, 2012	<u>Ref.</u> F	\$ 1,278,699.15
Increased by:		
Cash Receipts	F-2	<u>208,348,885.91</u>
		209,627,585.06
Decreased by:		
Cash Disbursements	F-2	<u>208,431,534.41</u>
Balance, December 31, 2013	F	<u><u>\$ 1,196,050.65</u></u>

EXHIBIT F-2

**SCHEDULE OF PAYROLL WITHHOLDINGS
AND OTHER PAYABLES**

Balance, December 31, 2012	<u>Ref.</u> F	\$ 1,278,699.15
Increased by:		
Cash Received	F-1	<u>208,348,885.91</u>
		209,627,585.06
Decreased by:		
Cash Disbursed	F-1	<u>208,431,534.41</u>
Balance, December 31, 2013	F	<u><u>\$ 1,196,050.65</u></u>

REPORT OF AUDIT

STATISTICAL SECTION
(unaudited)

County of Hudson
2013

Table 1

**COUNTY OF HUDSON
STATISTICAL SECTION (UNAUDITED)**

FIVE-YEAR HISTORY OF TAX LEVIES AND COLLECTIONS

<u>Year Ended December 31,</u>	<u>County Purpose Tax Levy</u>	<u>County Open Space Tax Levy</u>	<u>Cash Collection</u>	<u>Percent of Collection</u>
2013	\$ 300,320,800.00	\$ 1,124,123.76	\$ 301,444,923.76	100.00%
2012	291,096,475.00	5,780,418.17	296,876,893.17	100.00%
2011	279,653,339.00	3,095,225.38	282,748,564.38	100.00%
2010	269,353,339.00	695,215.00	270,048,554.00	100.00%
2009	257,381,953.00	6,860,940.00	264,242,893.00	100.00%

Table 2

FIVE-YEAR HISTORY OF NET VALUATIONS AS EQUALIZED

<u>Year Ended December 31,</u>	<u>Aggregate Assessed Valuation Real Property</u>	<u>Aggregate True Value Real Property</u>	<u>Equalized Valuation as a Percentage of Net Valuations Taxable</u>	<u>Tax Rate Per \$1000</u>
2013	\$ 22,108,752,727	\$ 57,301,348,216	38.58%	\$ 6.11
2012	22,059,173,124	55,240,401,037	39.93%	5.12
2011	22,254,673,988	57,358,268,809	38.80%	4.61
2010	21,951,680,966	61,277,951,527	35.82%	4.10
2009	21,934,717,615	65,490,681,766	33.49%	3.83

Table 3

FIVE-YEAR HISTORY OF COUNTY TAXES AS APPORTIONED

<u>Year Ended December 31,</u>	<u>Total County Taxes Apportioned Including Adjustments</u>	<u>Taxes Appeals Refunded to Municipalities</u>	<u>Net County Taxes Apportioned</u>
2013	\$ 305,079,974.69	\$ 4,759,174.69	\$ 300,320,800.00
2012	295,999,735.61	4,903,260.61	291,096,475.00
2011	285,135,661.56	5,482,322.56	279,653,339.00
2010	273,334,484.00	3,981,145.00	269,353,339.00
2009	262,743,523.00	5,361,570.00	257,381,953.00

Table 4

**COUNTY OF HUDSON
STATISTICAL SECTION (UNAUDITED)**

FIVE-YEAR HISTORY OF GOVERNMENTAL REALIZED REVENUES

<u>SOURCE</u>	<u>2013</u>	<u>2012</u>	<u>2011</u>	<u>2010</u>	<u>2009</u>
Surplus	\$ 22,500,000.00	\$ 23,500,000.00	\$ 24,500,000.00	\$ 24,000,000.00	\$ 23,800,000.00
Miscellaneous Revenues	49,507,554.06	48,436,121.71	46,000,588.85	42,869,964.35	41,422,376.80
State Aid and Reimbursements	78,930,761.57	74,975,942.20	73,280,750.50	74,937,817.41	106,603,420.79
Division of Welfare	31,618,419.28	33,215,269.45	28,332,656.44	32,208,465.46	30,539,254.22
Grants	39,129,336.19	31,794,887.50	34,730,621.01	36,999,788.05	43,880,134.04
County Purpose Tax	300,320,800.00	291,096,475.00	279,653,339.00	269,353,339.00	257,381,953.00
Total Budget Revenues Realized	522,006,871.10	503,018,695.86	486,497,955.80	480,369,374.27	503,627,138.85
Non-Budget Revenues	7,612,478.66	5,150,754.37	6,660,569.10	7,239,947.55	5,307,187.71
TOTAL REVENUES	\$ 529,619,349.76	\$ 508,169,450.23	\$ 493,158,524.90	\$ 487,609,321.82	\$ 508,934,326.56

**COUNTY OF HUDSON
STATISTICAL SECTION (UNAUDITED)**

FIVE-YEAR HISTORY OF GOVERNMENTAL EXPENDITURES*

DEPARTMENT NAME	2013	2012	2011	2010	2009
General Government	\$ 15,828,688.00	\$ 15,196,192.00	\$ 14,586,577.00	\$ 15,711,089.00	\$ 15,237,127.00
Constitutional Offices	22,973,460.00	23,052,798.00	22,439,099.00	22,579,888.00	22,153,955.00
Judiciary	1,137,583.00	1,377,726.00	1,835,510.00	1,861,708.00	1,725,023.00
Regulation	32,316,572.00	29,734,368.00	27,566,124.00	27,677,129.00	26,380,193.00
Parks and Community Services	8,295,072.00	8,455,851.00	7,855,765.00	6,947,917.00	-
Parks, Engineering and Planning	-	-	-	1,321,500.00	8,597,785.00
Roads and Public Property	32,674,808.00	32,135,606.00	31,925,897.00	32,360,443.00	31,920,391.00
Health and Human Services	67,577,929.00	65,310,207.00	68,037,161.00	65,131,970.00	63,508,659.00
Family Services	53,286,829.00	51,954,914.00	47,625,305.00	52,009,504.00	46,896,037.00
Corrections	66,535,419.00	65,402,976.00	61,085,478.00	63,025,177.00	61,534,897.00
Education	35,873,643.00	34,894,522.00	33,990,423.00	33,416,084.00	32,752,315.50
Insurance, Unclassified, Contingent and Judgments	49,477,576.00	47,602,251.00	47,677,789.00	43,298,444.00	39,787,068.00
Capital Improvements and Debt Service	52,573,411.27	51,802,394.17	48,496,952.38	44,451,939.49	45,764,778.46
Deferred Charges and Statutory Expenditures	39,165,396.90	38,100,283.05	37,921,013.45	32,482,880.85	22,726,168.59
Grants and Matching Funds	39,347,275.19	31,912,314.50	34,966,032.01	37,235,199.05	44,085,030.04
TOTAL EXPENDITURES	\$ 517,063,662.36	\$ 496,932,402.72	\$ 486,009,125.84	\$ 479,510,872.39	\$ 463,069,427.59

* Includes Current Fund Paid or Charged, Encumbered and Reserved.

Table 6

COUNTY OF HUDSON
 STATISTICAL SECTION (UNAUDITED)

FIVE-YEAR HISTORY OF COUNTY PURPOSE TAX LEVY

MUNICIPALITY	2013	2012	2011	2010	2009
City of Bayonne	\$ 27,761,544.43	\$ 27,966,036.37	\$ 26,227,036.47	\$ 26,089,147.68	\$ 25,461,937.68
Borough of East Newark	769,899.58	660,312.61	688,935.13	590,919.04	602,882.55
Town of Guttenberg	4,894,915.81	4,757,331.03	4,136,450.15	4,577,189.09	4,257,424.83
Town of Harrison	5,858,697.85	5,777,487.76	5,690,245.29	5,601,944.40	5,438,035.73
City of Hoboken	52,906,680.10	48,649,256.71	46,267,707.35	45,533,107.33	39,598,326.00
City of Jersey City	95,984,667.47	94,807,507.15	90,729,739.90	90,217,485.12	87,382,742.39
Town of Kearny	17,580,339.80	17,603,188.78	17,140,868.15	16,190,320.54	15,882,054.52
Township of North Bergen	25,123,600.28	25,241,221.95	25,208,174.37	23,885,107.28	22,742,630.04
Town of Secaucus	26,861,356.30	24,824,380.69	24,180,275.23	20,723,729.92	21,371,250.82
City of Union City	16,628,552.95	17,080,189.54	16,009,743.11	15,294,671.21	14,809,791.91
Township of Weehawken	13,635,895.74	11,528,923.02	10,753,481.63	9,272,216.88	9,113,996.63
Town of West New York	12,314,649.69	12,200,639.39	12,620,682.22	11,377,500.51	10,720,879.90
	<u>\$ 300,320,800.00</u>	<u>\$ 291,096,475.00</u>	<u>\$ 279,653,339.00</u>	<u>\$ 269,353,339.00</u>	<u>\$ 257,381,953.00</u>

Table 7

COUNTY OF HUDSON
STATISTICAL SECTION (UNAUDITED)

FIVE-YEAR SUMMARY OF COUNTY DEBT

	2013	2012	2011	2010	2009
Outstanding Bonds, Notes and Loans	\$ 321,488,656	\$ 326,846,685	\$ 362,324,721	\$ 228,408,360	\$ 185,690,094
Bonds and Notes Authorized But Not Issued and Guarantees	646,241,967	664,753,725	596,205,376	698,997,876	538,018,222
	<u>\$ 967,730,623</u>	<u>\$ 991,600,410</u>	<u>\$ 958,530,097</u>	<u>\$ 927,406,236</u>	<u>\$ 723,708,316</u>
Issued:					
Green Acres Loans Payable	\$ 3,949,656	\$ 2,947,685	\$ 1,901,721	\$ 1,998,360	\$ 2,093,094
Bonds and Notes for School Purpose	36,095,000	28,600,000	29,815,000	30,345,000	30,810,000
General Bond Anticipation Notes (incl. Community College)	93,985,000	125,700,000	176,134,000	37,669,000	38,089,000
General Serial and Term Bonds (incl. Community College)	187,459,000	169,599,000	154,474,000	158,396,000	113,498,000
Self Liquidating Bonds	-	-	-	-	1,200,000
	<u>321,488,656</u>	<u>326,846,685</u>	<u>362,324,721</u>	<u>228,408,360</u>	<u>185,690,094</u>
Authorized But Not Issued by County:					
Bonds and Notes for School Purposes	390	8,820,000	70,000	70,000	70,000
Serial Bonds and Notes Authorized But Not Issued	135,604,312	101,433,725	41,635,376	170,427,876	129,948,222
Bonds Guaranteed by the County	510,637,265	554,500,000	554,500,000	528,500,000	408,000,000
	<u>646,241,967</u>	<u>664,753,725</u>	<u>596,205,376</u>	<u>698,997,876</u>	<u>538,018,222</u>
Total Bonds and Notes Issued, Authorized but not Issued and Guaranteed	967,730,623	991,600,410	958,530,097	927,406,236	723,708,316
Statutory Deductions	559,955,961	611,978,906	607,139,579	582,366,715	463,027,753
Net Debt	<u>\$ 407,774,662</u>	<u>\$ 379,621,504</u>	<u>\$ 351,390,518</u>	<u>\$ 345,039,521</u>	<u>\$ 260,680,563</u>
Three-Year Average Equalized Valuation of Real Property:					
Years in Equalization	2011-2013	2010-2012	2009-2011	2008-2010	2007-2009
Amount of Equalization	\$ 56,633,339,354	\$ 57,958,873,791	\$ 61,375,634,034	\$ 66,623,619,328	\$ 65,572,854,932
Gross Debt as a Percentage of Equalized Valuation	1.71%	1.71%	1.56%	1.39%	1.10%
Net Debt as a Percentage fo Equalized Valuation	0.72%	0.65%	0.57%	0.52%	0.40%
Gross Debt per Capita	\$ 1,526	\$ 1,563	\$ 1,511	\$ 1,462	\$ 1,188
Net Debt per Capita	\$ 643	\$ 599	\$ 554	\$ 544	\$ 428
BORROWING POWER					
Debt Limit - 2% of Equalized Valuation Basis	\$ 1,132,666,787	\$ 1,159,177,476	\$ 1,227,512,681	\$ 1,332,472,387	\$ 1,311,457,099
Net Debt	407,774,662	379,621,504	351,390,518	345,039,521	260,680,563
Remaining Borrowing Power	<u>\$ 724,892,125</u>	<u>\$ 779,555,972</u>	<u>\$ 876,122,163</u>	<u>\$ 987,432,866</u>	<u>\$ 1,050,776,536</u>

Census

	2010	2000
	634,266	608,975
	634,266	608,975

Table 8

**COUNTY OF HUDSON
STATISTICAL SECTION (UNAUDITED)**

FIVE-YEAR HISTORY OF RATIO OF GENERAL BONDED DEBT SERVICE TO EXPENDITURES AND REVENUES

Year Ended Dec. 31,	Principal**	Interest**	Total Debt Service**	Total Expenditures*	Ratio of Debt Service to Expenditures	Total*** Realized Revenue	Ratio of Debt Service to Realized Revenue
2013	\$ 28,831,875.00	\$ 20,505,965.59	\$ 49,337,840.59	\$ 517,063,662.36	9.54%	\$ 522,006,871.10	9.45%
2012	25,915,000.00	21,777,465.32	47,692,465.32	496,932,402.72	9.60%	503,018,695.86	9.48%
2011	24,118,000.00	23,224,260.33	47,342,260.33	486,009,125.84	9.74%	486,497,955.80	9.73%
2010	21,885,000.00	22,493,819.58	44,378,819.58	479,510,872.39	9.26%	480,369,374.27	9.24%
2009	20,675,000.00	22,698,652.09	43,373,652.09	463,069,427.59	9.37%	473,087,884.63	9.17%

* Includes Current Fund Paid or Charged, Encumbered and Reserved.

**Excludes principal and interest on notes and green acres loans. Includes principal and interest on capital leases and installment purchase with HCIA.

***Realized budgeted revenue.

Table 9

COUNTY OF HUDSON
 STATISTICAL SECTION (UNAUDITED)

FIVE-YEAR HISTORY OF RATIO OF ANNUAL AFFORDABLE HOUSING UTILITY FUND DEBT SERVICE
 TO OPERATING EXPENDITURES AND REALIZED REVENUE

Year Ended Dec. 31,	Debt Service Requirement		Total Expenditures	Ratio of Debt Service to Expenditures	Gross Revenue**	Ratio of Debt Service to Realized Revenue
	Principal	Interest				
2013	\$ -	\$ -	\$ -	N/A	\$ 291.40	0.00%
2012	-	-	-	N/A	285.88	0.00%
2011	-	875.00	875.00	100.00%	1,107.93	78.98%
2010	-	4,838.51	79,838.51	6.06%	82,896.40	5.84%
2009	-	6,367.35	81,367.35	7.83%	95,271.49	6.68%

** Including Surplus

COUNTY OF HUDSON

ROSTER OF OFFICIALS

<u>NAME</u>	<u>TITLE</u>	<u>TERM EXPIRES</u>
Thomas A. DeGise	County Executive	December 31, 2015
<i>Board of Chosen Freeholders</i>		
Dr. Doreen Di Domenico	Freeholder - District 1	December 31, 2014
William O'Dea	Freeholder - District 2	December 31, 2014
Jeffrey Dublin	Freeholder - District 3	December 31, 2014
Eliu Rivera	Freeholder - District 4	Resigned June, 2013
E. Junior Maldonado	Freeholder - District 4 (commencing August 6, 2013)	December 31, 2014
Anthony L. Romano	Freeholder - District 5 - 2013 Chairperson	December 31, 2014
Tilo Rivas	Freeholder - District 6	December 31, 2014
Jose C. Munoz	Freeholder - District 7 - 2014 Chairperson	December 31, 2014
Thomas F. Liggio	Freeholder - District 8	December 31, 2014
Albert J. Cifelli	Freeholder - District 9	December 31, 2014
Abraham A. Antun	County Administrator	
Cheryl G. Fuller	Director, Department of Finance and Administration; Treasurer; Chief Financial Officer	
Alberto G. Santos	Clerk of the Board of Chosen Freeholders	December 31, 2014
Barbara Netchert	*County Clerk	December 31, 2017
Pamela Gardner	*County Register	December 31, 2016
Frank X. Schillari	*County Sheriff	December 31, 2016
Donald W. De Leo	*County Surrogate	December 31, 2014
Donato J. Battista	Director, Department of Law; County Counsel	
Michelle Richardson	Director, Department of Parks and Community Services	
Carol Ann Wilson	Director, Department of Health and Human Services (leave - Oct. 9, 2013; retired - Feb. 1, 2014)	
Susan Mearns	Acting Director, Department of Health and Human Services (Dec. 2, 2013 - April 13, 2014)	
Darice Toon	Director, Department of Health and Human Services (commencing April 14, 2014)	
Benjamin Lopez	Director, Department of Family Services	
Oscar Aviles	Director, Department of Corrections	
Harold E. Demellier, Jr.	Director, Department of Roads and Public Property	
Donald J. Kenny	County Tax Administrator	
Marie Borace	Superintendent of Elections (deceased May 23, 2014) (1)	

(1) Successor has not been named by Governor as of the date of this report.

**Unless otherwise noted, the above officials held their respective titles during the year ended December 31, 2013 through the date of this report.*

The County self-insurance fund carries the following coverage for officials in office:

* Surety bond coverage of \$50,000.

Surety bond coverage of \$350,000 for the Chief Financial Officer.

REPORT OF AUDIT

ADDITIONAL INFORMATION
RELATING TO
INTERNAL CONTROL AND COMPLIANCE

County of Hudson
2013

DONOHUE, GIRONDA & DORIA

Certified Public Accountants

Matthew A. Donohue, CPA
Robert A. Gironda, CPA
Robert G. Doria, CPA (N.J. & N.Y.)
Frederick J. Tomkins, CPA, RMA

310 Broadway
Bayonne, NJ 07002
(201) 437-9000
Fax: (201) 437-1432
E-Mail: dgd@dgdcpas.com

Linda P. Kish, CPA, RMA
Tammy L. Zucca, CPA
Mark W. Bednarz, CPA, RMA

**REPORT ON INTERNAL CONTROL
OVER FINANCIAL REPORTING AND ON COMPLIANCE AND
OTHER MATTERS BASED ON AN AUDIT OF FINANCIAL STATEMENTS
PERFORMED IN ACCORDANCE WITH *GOVERNMENT AUDITING STANDARDS***

Independent Auditor's Report

To the Honorable Chairman and Members
of the Board of Chosen Freeholders
County of Hudson, New Jersey

We have audited, in accordance with the auditing standards generally accepted in the United States of America, the standards applicable to financial audits contained in *Government Auditing Standards*, issued by the Comptroller General of the United States, and audit requirements prescribed by the Division of Local Government Services, Department of Community Affairs, State of New Jersey (the "Division"), the accompanying financial statements – regulatory basis of the County of Hudson, New Jersey (the "County"), which comprise the comparative balance sheets – regulatory basis, of each fund and General Fixed Assets as of December 31, 2013 and 2012, and the related comparative statement of operations and changes in fund balance – regulatory basis, statement of revenues – regulatory basis – and statement of appropriations – regulatory basis, of the Current Fund and Affordable Housing Utility Fund, and the statement of changes in fund balance – regulatory basis, of the General Capital Fund, for the years then ended, and the related notes to the financial statements, and have issued our report thereon dated September 26, 2014.

As described in Note A, the County prepares its financial statements on a basis of accounting prescribed by the Division that demonstrates compliance with a modified accrual basis and the budget laws of the State of New Jersey, which is a comprehensive basis of accounting other than accounting principles generally accepted in the United States of America.

Internal Control over Financial Reporting

In planning and performing our audit of the financial statements, we considered the County's internal control over financial reporting (internal control) to determine the audit procedures that are appropriate in the circumstances for the purposes of expressing our opinions on the financial statements, but not for the purpose of expressing an opinion of the effectiveness of the County's internal control. Accordingly, we do not express an opinion on the effectiveness of the County's internal control.

A *deficiency in internal control* exists when the design or operation of a control does not allow management or employees, in the normal course of performing their assigned functions, to prevent, or detect and correct, misstatements on a timely basis. A *material weakness* is a deficiency, or a combination of deficiencies, in internal control such that there is a reasonable possibility that a material misstatement of the County's financial statements will not be prevented, or detected and corrected on a timely basis. A *significant deficiency* is a deficiency, or a combination of deficiencies, in internal control that is less severe than a material weakness, yet important enough to merit attention by those charged with governance.

Our consideration of internal control was for the limited purpose described in the first paragraph of this section and was not designed to identify all deficiencies in internal control that might be material weaknesses or significant deficiencies. Given these limitations, during our audit we did not identify any deficiencies in internal control that we consider to be material weaknesses. However, material weaknesses may exist that have not been identified.


Compliance and Other Matters

As part of obtaining reasonable assurance about whether the County's financial statements are free of material misstatement, we performed tests of its compliance with certain provisions of laws, regulations, contracts and grant agreements, noncompliance with which could have a direct and material effect on the determination of financial statement amounts. However, providing an opinion on compliance with those provisions was not an objective of our audit and, accordingly, we do not express such an opinion. The results of our tests disclosed no instances of noncompliance or other matters that are required to be reported under *Government Auditing Standards*.


We did note instances of noncompliance which are required to be reported under audit requirements prescribed by the Division, and which are described in the accompanying comments and recommendations section of this report.

Purpose of this Report

The purpose of this report is solely to describe the scope of our testing of internal control and compliance and the results of that testing, and not to provide an opinion on the effectiveness of the County's internal control or on compliance. This report is an integral part of an audit performed in accordance with *Government Auditing Standards* in considering the County's internal control and compliance. Accordingly, this communication is not suitable for any other purpose.



DONOHUE, GIRONDA & DORIA
Certified Public Accountants



FREDERICK J. TOMKINS
Registered Municipal Accountant No. 327

Bayonne, New Jersey
September 26, 2014

DONOHUE, GIRONDA & DORIA

Certified Public Accountants

Matthew A. Donohue, CPA
Robert A. Gironda, CPA
Robert G. Doria, CPA (N.J. & N.Y.)
Frederick J. Tomkins, CPA, RMA

310 Broadway
Bayonne, NJ 07002
(201) 437-9000
Fax: (201) 437-1432
E-Mail: dgd@dgdcpas.com

Linda P. Kish, CPA, RMA
Tammy L. Zucca, CPA
Mark W. Bednarz, CPA, RMA

**REPORT ON COMPLIANCE
FOR EACH MAJOR FEDERAL AND STATE PROGRAM AND
ON INTERNAL CONTROL OVER COMPLIANCE REQUIRED BY
OMB CIRCULAR A-133 AND NEW JERSEY OMB CIRCULAR 04-04**

Independent Auditor's Report

To the Honorable Chairman and Members
of the Board of Chosen Freeholders
County of Hudson, New Jersey

Report on Compliance for Each Major Federal and State Program

We have audited the County of Hudson, New Jersey's (the County's) compliance with the types of compliance requirements described in the *U.S. OMB Circular A-133 Compliance Supplement* and the *N.J. OMB State Grant Compliance Supplement* that could have a direct and material effect on each of the County's major federal and state programs for the year ended December 31, 2013. The County's major federal and state programs are identified in the summary of auditor's results section of the accompanying schedule of findings and questioned costs.

Management's Responsibility

Management is responsible for compliance with the requirements of laws, regulations, contracts and grants applicable to its federal and state programs.

Auditor's Responsibility

Our responsibility is to express an opinion on compliance for each of the County's major federal and state programs based on our audit of the types of compliance requirements referred to above. We conducted our audit of compliance in accordance with auditing standards generally accepted in the United States of America; the standards applicable to financial audits contained in *Government Auditing Standards*, issued by the Comptroller General of the United States; U.S. OMB Circular A-133, *Audits of States, Local Governments, and Non-Profit Organizations* and N.J. OMB Circular 04-04, *Single Audit Policy for Recipients of Federal Grants, State Grants and State Aid*. Those standards, U.S. OMB Circular A-133 and N.J. OMB Circular 04-04 require that we plan and perform the audit to obtain reasonable assurance about whether noncompliance with the types of compliance requirements referred

to above that could have a direct and material effect on a major federal or state program occurred. An audit includes examining, on a test basis, evidence about the County’s compliance with those requirements and performing such other procedures as we considered necessary in the circumstances.

We believe that our audit provides a reasonable basis for our opinion on compliance for each major federal and state program. However, our audit does not provide a legal determination of the County’s compliance.

Basis for Qualified Opinion on the State Social Services for the Homeless Grant and the State Casino Revenue Fund – Senior Citizens and Disabled Residents Transportation / Transcend Grant

As described in Findings 2013-002 and 2013-003 in the accompanying schedule of findings and questioned costs, the County did not comply with requirements regarding the following:

Finding Number	State Grant No.	Program Name	Compliance Requirement
2013-002	100-054-7550-072	Social Services for the Homeless	Reporting
2013-002	N/A	Casino Revenue Fund - Senior Citizens and Disabled Residents Transportation Grant / Transcend	Reporting
2013-003	100-054-7550-072	Social Services for the Homeless	Subrecipient Monitoring

Qualified Opinion on the State Social Services for the Homeless Grant and the State Casino Revenue Fund – Senior Citizens and Disabled Residents Transportation / Transcend Grant

In our opinion, except for the noncompliance described in the Basis for Qualified Opinion paragraph, the County complied, in all material respects, with the types of compliance requirements referred to above that could have a direct and material effect on the State Social Services for the Homeless Grant and the State Casino Revenue Fund – Senior Citizens and Disabled Residents Transportation / Transcend Grant for the year ended December 31, 2013.

Unmodified Opinion on Each Major Federal Program and Each of the Other State Programs

In our opinion, the County complied, in all material respects, with the types of compliance requirements referred to above that could have a direct and material effect on each of its major federal and each of its other major state programs identified in the summary of auditor’s results section of the accompanying schedule of findings and questioned costs for the year ended December 31, 2013.

Other Matters

The County's responses to the noncompliance findings identified in our audit are described in the accompanying *schedule of findings and questioned costs*. The County's response was not subjected to the auditing procedures applied in the audit of compliance and, accordingly, we express no opinion on the response.

Report on Internal Control over Compliance


Management of the County is responsible for establishing and maintaining effective internal control over compliance with the types of compliance requirements referred to above. In planning and performing our audit of compliance, we considered the County's internal control over compliance with the types of requirements that could have a direct and material effect on a major federal and state program to determine the auditing procedures that are appropriate in the circumstances for the purpose of expressing our opinion on compliance for each major federal and state program and to test and report on internal control over compliance in accordance with U.S. OMB Circular A-133 and N.J. OMB Circular 04-04, but not for the purpose of expressing an opinion on the effectiveness of internal control over compliance. Accordingly, we do not express an opinion on the effectiveness of the County's internal control over compliance.

Our consideration of internal control over financial reporting was for the limited purpose described in the preceding paragraph and was not designed to identify all deficiencies in internal control that might be material weaknesses or significant deficiencies or material weaknesses and therefore, material weaknesses or significant deficiencies may exist that were not identified. However, as discussed below, we identified certain deficiencies in internal control over compliance that we consider to be material weaknesses.

A deficiency in internal control over compliance exists when the design or operation of a control over compliance does not allow management or employees, in the normal course of performing their assigned functions, to prevent, or detect and correct, noncompliance with a type of compliance requirement of a federal or state program on a timely basis. *A material weakness in internal control over compliance* is a deficiency, or combination of deficiencies, in internal control over compliance, such that there is a reasonable possibility that material noncompliance with a type of compliance requirement of a federal or state program will not be prevented, or detected and corrected, on a timely basis. We consider the deficiency in internal control over compliance described in the accompanying schedule of findings and questioned costs as Finding 2013-001, to be a material weakness.

The County's response to the internal control over compliance finding identified in our audit is described in the accompanying schedule of findings and questioned costs. The County's response was not subjected to the auditing procedures applied in the audit of compliance and, accordingly, we express no opinion on the response.

The purpose of this report on internal control over compliance is solely to describe the scope of our testing of internal control over compliance and the results of that testing based on the requirements of U.S. OMB Circular A-133 and N.J. OMB Circular 04-04. Accordingly, this report is not suitable for any other purpose.



DONOHUE, GIRONDA & DORIA
Certified Public Accountants



FREDERICK J. TOMKINS
Registered Municipal Accountant No. 327

Bayonne, New Jersey
September 26, 2014

COUNTY OF HUDSON, NEW JERSEY
SCHEDULE OF EXPENDITURES OF FEDERAL AWARDS
YEAR ENDED DECEMBER 31, 2013

Federal Grantor / Pass-through Grantor Program or Cluster Title	Federal CFDA Number	Pass-through Entity Identifying Number	Grant Period		Program Awards		Funds Available Dec. 31, 2012	Current Year Appropriations	Adjustments/ Transfers/ Cancellations	Net Current Year Expenditures	Funds Available Dec. 31, 2013	Cumulative Expenditures
			From	To	Amount	Funds Received						
U.S. Department of Housing and Urban Development:												
* CDBG - Entitlement Grants Cluster												
* Community Development Block Grant	14.218	n/a	7/1/00	6/30/01	\$ 4,989,000.00	\$ 21,009.91	\$ 21,009.91	\$ -	\$ -	\$ 21,009.91	\$ -	\$ 4,989,000.00
* Community Development Block Grant	14.218	n/a	7/1/01	6/30/02	5,163,000.00	60,000.00	60,000.00	-	-	60,000.00	-	5,163,000.00
* Community Development Block Grant	14.218	n/a	7/1/02	6/30/03	4,704,000.00	125.52	125.52	-	-	125.52	-	4,704,000.00
* Community Development Block Grant	14.218	n/a	7/1/05	6/30/06	4,194,448.00	39,927.29	39,927.29	-	-	39,927.29	-	4,194,448.00
* Community Development Block Grant	14.218	n/a	7/1/06	6/30/07	3,781,950.00	6,993.72	9,472.79	-	-	6,993.72	2,479.07	3,779,470.93
* Community Development Block Grant	14.218	n/a	7/1/08	6/30/09	3,698,375.00	237,203.32	246,567.43	-	-	237,203.32	9,364.11	3,689,010.89
* Community Development Block Grant	14.218	n/a	7/1/09	6/30/10	3,767,038.00	71,960.16	213,638.60	-	-	71,960.16	141,678.44	3,625,359.56
* Community Development Block Grant	14.218	n/a	7/1/10	6/30/11	4,083,473.00	294,545.43	870,291.91	-	12,826.56	294,545.43	588,573.04	3,507,726.52
* Community Development Block Grant	14.218	n/a	7/1/11	6/30/12	3,411,859.00	1,015,045.82	1,319,900.53	-	(61,104.56)	1,015,045.82	243,750.15	3,107,004.29
* Community Development Block Grant	14.218	n/a	7/1/12	6/30/13	2,683,021.00	1,438,677.96	2,410,230.37	-	109,733.55	1,438,677.96	1,081,285.96	1,711,468.59
* Community Development Block Grant	14.218	n/a	7/1/13	6/30/14	2,962,702.00	286,010.36	2,410,230.37	-	2,962,702.00	286,010.36	2,921,933.64	286,010.36
* Total CDBG - Entitlement Grant Cluster						3,471,499.49	5,191,164.35	2,962,702.00	306,697.55	3,471,499.49	4,989,064.41	
Emergency Shelter Grant	14.231	n/a	7/1/11	6/30/12	165,443.00	135,542.08	159,052.00	-	-	135,542.08	23,509.92	141,933.08
Emergency Shelter Grant	14.231	n/a	7/1/12	6/30/13	295,458.00	250,209.74	253,110.74	-	-	250,209.74	2,901.00	292,557.00
Emergency Shelter Grant	14.231	n/a	7/1/13	6/30/14	195,734.00	17,500.00	-	195,734.00	-	17,500.00	178,234.00	17,500.00
Emergency Shelter Grant	14.231	n/a	7/1/12	6/30/13	149,751.00	114,747.01	143,732.76	-	(20,000.00)	114,747.01	8,985.75	120,765.25
Total Emergency Shelter Grant						517,998.83	555,895.50	195,734.00	(20,000.00)	517,998.83	213,630.67	
HOME Investment Partnerships	14.239	n/a	7/1/07	6/30/08	4,109,888.00	-	77,049.44	-	(77,049.44)	-	-	4,032,838.56
HOME Investment Partnerships	14.239	n/a	7/1/08	6/30/09	4,095,796.00	-	63,074.93	-	(63,074.93)	-	-	4,032,721.07
HOME Investment Partnerships	14.239	n/a	7/1/09	6/30/10	4,337,315.00	-	2,298,072.27	-	(2,298,072.27)	-	-	2,039,242.73
HOME Investment Partnerships	14.239	n/a	7/1/10	6/30/11	4,311,069.00	-	105,614.54	-	(105,614.54)	-	-	4,205,454.46
HOME Investment Partnerships	14.239	n/a	7/1/11	6/30/12	3,812,642.00	-	1,187,193.74	-	2,625,448.26	1,765,716.53	2,046,925.47	4,391,164.79
HOME Investment Partnerships	14.239	n/a	7/1/12	6/30/13	1,916,964.00	-	1,916,964.00	-	-	720,323.12	1,196,640.88	720,323.12
HOME Investment Partnerships	14.239	n/a	7/1/13	6/30/14	1,877,348.00	-	1,877,348.00	-	-	469,337.00	1,408,011.00	469,337.00
Total HOME Investment Partnerships Program						2,955,376.65	5,647,968.92	1,877,348.00	81,637.08	2,955,376.65	4,651,577.35	
Homelessness Prevention and Rapid Re-Housing Program	14.257	n/a	7/1/09	6/30/10	809,177.91	-	10,932.11	-	-	10,932.11	-	809,177.91
Homelessness Prevention and Rapid Re-Housing Program	14.257	n/a	7/1/09	6/30/10	1,507,919.00	40,793.00	4,470.14	-	(4,470.14)	-	-	1,503,448.86
Homelessness Prevention and Rapid Re-Housing Program	14.257	n/a	7/1/11	6/30/12	668,061.10	59,900.00	38,533.00	-	-	38,514.00	19.00	663,590.96
Total Rapid Re-Housing Program						100,693.00	53,935.25	-	(4,470.14)	49,446.11	19.00	
Total US Department of Housing and Urban Development						7,045,567.97	11,448,964.02	5,035,784.00	363,864.49	6,994,321.08	9,854,291.43	
U.S. Department of Justice:												
Passed through NJ Department of Law and Public Safety:												
Crime Victims Assistance Program	16.575	100-066-1020-142	10/1/10	9/30/12	339,363.00	97,789.97	35,657.29	-	-	33,696.09	1,961.20	337,401.80
Crime Victims Assistance Program	16.575	100-066-1020-142	10/1/12	9/30/13	385,326.00	237,036.92	385,326.00	-	-	237,036.92	148,289.08	237,036.92
NJ VOCA- SANE/SART Program	16.575	100-066-1020-142	9/1/08	9/30/09	67,655.00	-	2,298.33	-	-	-	2,298.33	65,356.67
NJ VOCA- SANE/SART Program	16.575	100-066-1020-142	9/1/11	9/30/12	68,180.00	5,014.94	2,681.62	-	(144.56)	2,537.06	-	68,035.44
NJ VOCA- SANE/SART Program	16.575	100-066-1020-142	9/1/12	9/30/13	67,157.00	66,616.68	67,157.00	-	-	66,438.86	718.14	66,438.86
Total Crime Victims Assistance and SANE/SART Programs						406,458.51	40,637.24	452,483.00	(144.56)	339,708.93	153,266.75	

COUNTY OF HUDSON, NEW JERSEY
SCHEDULE OF EXPENDITURES OF FEDERAL AWARDS
YEAR ENDED DECEMBER 31, 2013

Federal Grantor / Pass-through Grantor Program or Cluster Title	Federal CFDA Number	Pass-through Entity Identifying Number	Grant Period		Program Awards		Current Year Appropriations	Adjustments/Transfers/ Cancellations	Net Current Year Expenditures	Funds Available Dec. 31, 2013	Cumulative Expenditures
			From	To	Amount	Funds Received					
U.S. Department of Justice (continued):											
Juvenile Accountability Incentive Block Grant	16.523	100-066-1500-121	10/1/04	9/30/05	\$ 238,595.00	\$ -	\$ -	\$ -	\$ -	\$ 10,435.20	\$ 228,159.80
Juvenile Accountability Incentive Block Grant	16.523	100-066-1500-121	10/1/05	9/30/06	108,772.00	-	-	-	-	10,877.00	97,895.00
Juvenile Accountability Incentive Block Grant	16.523	100-066-1500-121	10/1/07	9/30/08	72,698.00	-	-	-	-	7,170.00	65,528.00
Juvenile Accountability Incentive Block Grant	16.523	100-066-1500-121	10/1/11	9/30/12	56,524.00	12,718.00	-	-	-	5,652.00	50,872.00
Juvenile Accountability Incentive Block Grant	16.523	100-066-1500-121	10/1/12	9/30/13	40,380.00	20,190.00	40,380.00	-	31,062.00	9,318.00	31,062.00
Total Juvenile Accountability Incentive Block Grant					32,908.00	34,134.20	40,380.00	-	31,062.00	43,452.20	
(2) Justice Assistance Grant Program Cluster											
Edward Byrne Memorial Justice Grant (JAG)	16.738	100-066-1020-261	3/3/12	9/30/13	19,305.00	6,088.50	-	-	1,633.50	-	19,305.00
Megan's Law Grant (LLEBG)	16.738	100-066-1020-261	3/3/13	9/30/14	15,968.00	10,931.91	15,968.00	-	10,931.91	5,036.09	10,931.91
Edward Byrne Memorial Justice Grant (JAG)											
Multi-Jurisdictional Gang, Gun and Narcotics Task Force	16.738	100-066-1020-364	7/1/12	6/30/13	162,781.00	124,904.00	-	-	87,651.20	-	162,781.00
Multi-Jurisdictional Gang, Gun & Narcotics Task Force	16.738	100-066-1020-157	7/1/13	6/30/14	159,819.00	36,881.40	159,819.00	-	-	159,819.00	-
Edward Byrne Memorial Justice Grant (JAG)	16.738	100-066-1020-157	6/1/08	5/31/09	621,462.00	25,268.04	-	(238.16)	25,029.88	-	621,223.84
Edward Byrne Memorial Justice Grant (JAG)	16.738	100-066-1020-157	6/1/10	5/31/11	552,371.00	33,350.00	-	(648.20)	16,586.00	-	551,722.80
Edward Byrne Memorial Justice Grant (JAG)	16.738	100-066-1020-157	6/1/11	5/31/12	410,429.00	272,550.01	-	-	289,314.01	34,680.00	375,749.00
Edward Byrne Memorial Justice Grant (JAG)	16.738	100-066-1020-157	10/1/11	9/30/15	308,023.00	47,013.59	-	-	47,013.59	261,009.41	47,013.59
Edward Byrne Memorial Justice Grant (JAG)	16.738	100-066-1020-157	10/1/12	9/30/16	271,842.00	-	271,842.00	-	-	271,842.00	-
Comprehensive Jail-Based Reentry Strategy Program	16.803	100-066-1020-035	07/01/09	6/30/10	125,000.00	39,639.43	-	-	19,749.44	-	125,000.00
Comprehensive Jail-Based Reentry Strategy Program	16.803	100-066-1020-035	07/01/11	6/30/12	125,000.00	72,833.73	-	-	9,000.00	74,752.00	50,248.00
Edward Byrne Memorial Justice Grant-ARRA	16.804	na	1/1/09	12/31/09	2,658,805.00	231,419.13	-	-	231,419.13	98.20	2,658,706.80
(2) Total Justice Assistance Grant Program Cluster					875,611.70	1,098,822.72	447,629.00	(886.36)	738,328.66	807,236.70	
Second Chance Act Prisoner Reentry	16.202	n/a	1/1/10	12/31/10	750,000.00	750,000.00	-	-	48,055.00	100,673.76	649,326.24
Second Chance Act Prisoner Reentry	16.202	n/a	1/1/11	12/31/11	750,000.00	-	-	-	240,783.77	42,697.92	707,302.08
Second Chance Act Prisoner Reentry	16.202	n/a	1/1/12	12/31/12	437,500.00	-	437,500.00	-	207,699.20	229,800.80	207,699.20
Total Second Chance Act Prisoner Reentry					750,000.00	432,210.45	437,500.00	-	496,537.97	373,172.48	
Bullet Proof Vest	16.607	n/a	1/1/11	12/31/11	10,462.56	-	-	-	-	10,462.56	-
Bullet Proof Vest	16.607	n/a	1/1/12	12/31/12	3,146.00	-	-	-	3,146.00	-	3,146.00
Bullet Proof Vest	16.607	n/a	1/1/13	12/31/13	35,328.61	-	35,328.61	-	-	35,328.61	-
Total Bulletproof Vest					-	13,608.56	35,328.61	-	3,146.00	45,791.17	-
Federal Equitable Sharing Funds:											
Prosecutor	16.unknown	n/a	*	*	1,353,028.76	75,702.98	75,702.98	51,046.69	25,773.74	687,984.07	
Sheriff	16.unknown	n/a	*	*	396,630.12	34,349.95	34,349.95	(45,152.01)	79,012.01	89,235.96	
Total Federal Equitable Sharing Funds:					750,000.00	766,058.17	110,052.93	5,894.68	104,785.75	777,220.03	
Subtotal U.S. Department of Justice					2,175,031.14	2,385,471.34	1,523,373.54	4,863.76	1,713,569.31	2,200,139.33	
National Crime History Inspection Program	16.unknown	n/a	7/1/10	6/30/11	22,036.51	-	-	-	-	22,036.51	-
COFS Technology Initiative Grant	16.710	n/a	01/23/04	01/22/05	494,739.00	-	-	-	-	56,150.58	438,588.42
Total U.S. Department of Justice					\$ 2,175,031.14	\$ 2,463,658.43	\$ 1,523,373.54	\$ 4,863.76	\$ 1,713,569.31	\$ 2,278,326.42	
U.S. Department of Energy:											
Energy Audit Program	81.119	n/a	1/1/10	12/31/10	\$ 100,000.00	\$ -	\$ -	\$ -	\$ -	\$ 81,264.00	\$ 18,736.00
Energy Efficiency & Conservation Block Grant - ARRA	81.128	n/a	1/1/10	12/31/10	500,000.00	-	-	-	-	500,000.00	-
Total U.S. Department of Energy					\$ -	\$ 581,264.00	\$ -	\$ -	\$ -	\$ 581,264.00	\$ -

See accompanying Notes to Schedules of Expenditures of Federal and State Awards

COUNTY OF HUDSON, NEW JERSEY
SCHEDULE OF EXPENDITURES OF FEDERAL AWARDS
YEAR ENDED DECEMBER 31, 2013

Federal Grantor / Pass-through Grantor Program or Cluster Title	Federal CFDA Number	Pass-through Entity Identifying Number	Grant Period		Program Awards		Funds Available Dec. 31, 2012	Current Year Appropriations	Adjustments/Transfers/Cancellations	Net Current Year Expenditures	Funds Available Dec. 31, 2013	Cumulative Expenditures
			From	To	Amount	Funds Received						
U.S. Department of Labor:												
NJ Department of Labor:												
Workforce Investment Act	17.258	100-062-4545-285	7/1/04	6/30/05	\$ 466,784.00	\$ -	\$ 269,437.00	\$ -	\$ -	\$ -	\$ 269,437.00	\$ 197,347.00
Workforce Investment Act	17.258	100-062-4545-285	7/1/04	6/30/05	4,422,622.00	-	1,495,422.00	-	-	-	1,495,422.00	2,927,200.00
Workforce Investment Act	17.258	100-062-4545-285	7/1/06	6/30/07	100,000.00	-	63,850.00	-	-	-	63,850.00	361,500.00
Workforce Investment Act	17.258	100-062-4545-285	7/1/06	6/30/07	2,881,410.00	-	119,772.00	-	-	-	119,772.00	2,761,638.00
Workforce Investment Act	17.258	100-062-4545-285	7/1/07	6/30/08	140,713.80	-	39,047.00	-	-	-	39,047.00	101,666.80
Workforce Investment Act	17.258	100-062-4545-285	7/1/07	6/30/08	2,763,255.00	-	64,331.00	-	-	-	64,331.00	2,698,924.00
Workforce Investment Act	17.258	100-062-4545-285	7/1/07	6/30/08	2,342,001.00	-	136,553.00	-	41,883.00	-	94,670.00	2,247,331.00
Workforce Investment Act	17.258	100-062-4545-285	7/1/09	6/30/10	3,185,822.00	-	51,143.00	-	15,268.00	-	35,875.00	3,149,947.00
Workforce Investment Act	17.258	100-062-4545-285	7/1/10	6/30/11	3,126,872.00	-	44,773.00	-	40,888.00	-	3,885.00	3,122,987.00
Workforce Investment Act	17.258	100-062-4545-285	7/1/11	6/30/12	2,962,240.00	-	2,741,877.00	-	2,093,052.00	-	648,825.00	2,313,415.00
Workforce Investment Act	17.258	100-062-4545-285	7/1/12	6/30/13	3,019,002.00	-	-	3,019,002.00	-	-	3,006,311.00	12,691.00
Workforce Investment Act -ARRA	17.258	100-062-4545-285	7/1/08	6/30/09	1,875,111.00	-	-	-	-	-	67,670.00	1,807,441.00
Workforce Investment Act -ARRA	17.258	100-062-4545-285	7/1/11	6/30/12	211,776.00	-	-	-	-	-	88,304.00	123,472.00
Total WIA Cluster					19,28,084.00		5,221,313.00	3,019,002.00	-	2,242,916.00	5,997,397.00	
Hurricane Sandy Disaster National Emerg. Grant	17.277	062-4545-100-377	10/29/12	8/29/13	1,296,548.00	-	-	1,296,548.00	-	1,033,561.28	262,986.72	1,033,561.28
Hurricane Sandy Disaster National Emerg. Grant	17.277	062-4545-100-377	7/1/11	6/30/12	387,280.00	-	387,280.00	-	-	387,280.00	-	387,280.00
					1,493,598.00		387,280.00	1,296,548.00		1,420,841.28	262,986.72	
Welfare-to-Work Formula	17.253	100-062-4545-285	9/30/99	6/30/00	1,637,003.00	-	-	-	-	-	77,387.75	1,559,615.25
Total U.S. Department of Labor							\$ 5,685,980.75	\$ 4,315,550.00	\$ -	\$ 3,663,757.28	\$ 6,337,773.47	
U.S. Department of Transportation:												
Highway Safety Cluster												
Passed through the Office of Highway Safety Planning												
Data Exchange Project	20.612	1160-100-176-2011	07/01/10	06/30/11	\$ 150,000.00	\$ -	\$ 150,000.00	\$ -	\$ -	\$ -	\$ 150,000.00	\$ -
NJ Department of Law and Public Safety Safe Communities Program	20.600	66-1160-100-036	10/01/11	09/30/12	60,000.00	-	-	-	-	-	-	60,000.00
Safe Communities Program	20.600	66-1160-100-036	10/01/12	09/30/13	60,000.00	-	59,306.50	60,000.00	-	59,306.50	693.50	59,306.50
Traffic Equipment & Software Pedestrian Safety Improvements	20.600	100-066-1160-005	10/1/06	9/30/07	50,000.00	-	-	-	-	-	13,200.71	36,799.29
Total Highway Safety Cluster					98,763.39		163,200.71	60,000.00		59,306.50	163,894.21	
Passed through North Jersey Transportation Planning Authority												
Subregional Studies Project												
Bus Rapid Transit Feasibility Study	20.514	1160-100-176-2012	7/1/12	6/30/13	8,000.00	-	8,000.00	-	-	2,332.60	5,667.40	92,786.65
Bus Rapid Transit Feasibility Study	20.514	1160-100-176-2012	7/1/11	6/30/12	192,000.00	-	159,109.62	-	-	142,111.27	16,998.35	-
Total Bus Rapid Transit Feasibility Study					175,000.65		167,109.62	-	-	144,443.87	22,665.75	-
* (3) Highway Planning and Construction Cluster												
* Subregional Transportation Planning	20.205	480-078-6320-167	7/1/11	6/30/12	92,800.00	-	13.35	-	-	-	13.35	-
* Subregional Transportation Planning	20.205	480-078-6320-167	7/1/12	6/30/13	74,240.00	-	-	74,240.00	-	-	74,240.00	-
* Subregional Transportation Planning	20.205	480-078-6320-167	7/1/12	6/30/13	74,240.00	-	-	74,240.00	-	-	74,240.00	-
* Subregional Transportation Planning	20.205	480-078-6320-167	7/1/08	6/30/09	6,300.00	-	6,300.00	-	-	-	6,300.00	-
* Subregional Internship Program	20.205	480-078-6320-167	7/1/09	6/30/10	6,300.00	-	6,300.00	-	-	-	6,300.00	-
* Subregional Internship Program	20.205	480-078-6320-167	7/1/10	6/30/11	8,300.00	-	8,300.00	-	-	-	8,300.00	-
* Subregional Internship Program	20.205	480-078-6320-167	7/1/10	6/30/11	70,054.00	-	63,069.90	-	-	-	63,069.90	6,984.10
* Subregional Staff Support ARRA	20.205	480-078-6320-167	7/1/09	6/30/10	240,000.00	-	1,501.98	-	-	-	1,501.98	238,498.02
* Jersey City/Hoboken Connector Study	20.205	480-078-6320-167	7/1/07	6/30/08	35,000.00	-	4,621.00	-	-	-	4,621.00	30,379.00
* Traffic Delimiters & Driver Feedback Signs on Paterson	20.205	480-078-6320-167	n/a	n/a	75,000.00	-	49,174.84	-	-	-	49,174.84	25,825.16
* Foreign Trade Zone Study												

See accompanying Notes to Schedules of Federal and State Awards

COUNTY OF HUDSON, NEW JERSEY
SCHEDULE OF EXPENDITURES OF FEDERAL AWARDS
YEAR ENDED DECEMBER 31, 2013

Federal CFDA Number	Pass-through Entity Identifying Number	Federal Grantor / Pass-through Grantor Program or Cluster Title	Grant Period		Program Awards		Current Year Appropriations	Adjustments/Transfers/Cancellations	Net Current Year Expenditures	Funds Available Dec. 31, 2013	Cumulative Expenditures
			From	To	Amount	Funds Received					
U.S. Department of Transportation: (continued)											
* New Jersey Transportation Trust Fund Authority Act:											
20.205	480-078-6320-167	* Regional Bus Circulation and Infrastructure	n/a	n/a	\$	\$	2,458.60	\$	\$	2,458.60	157,541.40
20.205	480-078-6320-167	* JFK Boulevard - Section VIII	n/a	n/a	600,000.00	-	24,431.65	(24,431.65)	-	-	575,568.35
20.205	480-078-6320-167	* JFK Boulevard - Section X	n/a	n/a	2,300,625.00	-	18,661.00	(18,661.00)	-	-	2,281,964.00
20.205	480-078-6320-437	* JFK Boulevard - Package J - 33 Intersections	n/a	n/a	2,742,675.00	-	368,808.81	(368,808.81)	-	-	2,373,866.19
20.205	480-078-6320-174	* Newark, Jersey City, Turnpike, Kearny	n/a	n/a	2,210,000.00	-	275,548.22	(275,548.22)	-	-	1,934,451.78
20.205	480-078-6320-174	* 8th Street, Secaucus	n/a	n/a	92,200.00	-	24,661.43	(24,661.43)	-	-	67,538.57
20.205	480-078-6320-174	* Traffic Signal Upgrade, Park P	n/a	n/a	847,000.00	-	155,505.85	(155,505.85)	-	-	691,494.15
20.205	480-078-6320-174	* Traffic Sign Program Upgrade	n/a	n/a	231,800.00	-	6,262.65	(6,262.65)	-	-	225,537.35
20.205	480-078-6320-167	* JFK Boulevard East - Fence - Guttenberg	n/a	n/a	30,000.00	-	11,034.38	(11,034.38)	-	-	18,965.62
20.205	480-078-6320-174	* Three Span Arch Over the Lake	n/a	n/a	1,000,000.00	-	237,266.01	(237,266.01)	-	-	762,733.99
20.205	480-078-6320-174	* S. Gregg Park - Bay Roads	n/a	n/a	221,939.00	-	23,544.99	(23,544.99)	-	-	198,394.01
20.205	480-078-6320-163	* 15th Street Extension - Hoboken	n/a	n/a	450,000.00	-	192,049.84	(192,049.84)	-	-	257,950.16
20.205	480-078-6320-167	* JFK Secaucus Section XIV	n/a	n/a	4,835,862.00	-	790,973.51	(790,973.51)	-	-	4,044,888.49
20.205	480-078-6320-174	* Jersey City Turnpike, Kearny Pump	n/a	n/a	50,000.00	-	26,924.57	(26,924.57)	-	-	23,075.43
20.205	480-078-6320-AA7	* River Road Improvements	n/a	n/a	2,876,000.00	-	14,559.84	(14,559.84)	-	-	2,861,440.16
20.205	480-078-6300-BGH	* Traffic Signal Improvements Package K	n/a	n/a	190,000.00	-	43,000.00	(43,000.00)	-	-	147,000.00
20.205	480-078-6320-437	* Intersection Improvements Package K	n/a	n/a	1,900,000.00	-	430,246.00	(430,246.00)	-	-	1,469,754.00
20.205	480-078-6320-437	* JFK Blvd. - Section XIII	n/a	n/a	1,083,560.00	-	253,495.73	(253,495.73)	-	-	830,064.27
20.205	480-078-6320-437	* 14th Street Viaduct	n/a	n/a	455,000.00	-	31,192.94	(31,192.94)	-	-	423,807.06
20.205	480-078-6320-AIE	* Secaucus Road-Nelson to 18th Street	n/a	n/a	552,100.00	-	39,968.50	(39,968.50)	-	-	512,131.50
20.205	480-078-6320-437	* Pedestrian Overpass	n/a	n/a	968,158.67	-	22,260.41	(22,260.41)	-	-	945,898.26
20.205	480-078-6320-437	* Palisade Avenue Bridge	n/a	n/a	188,000.00	-	65,607.20	(65,607.20)	-	-	122,392.80
20.205	480-078-6320-437	* Central & Pennsylvania Ave	n/a	n/a	810,308.41	-	131,891.51	(131,891.51)	-	-	678,416.90
20.205	480-078-6320-437	* St. Pauls - Penhorn Creek & Pump Station Improvements (HC-203A)	1/1/07	12/31/07	213,000.00	-	1,358,444.77	(1,196,981.49)	161,463.28	-	157,735.00
20.205	480-078-6320-437	* JFK Blvd. East	n/a	n/a	590,000.00	-	385,760.01	(385,760.01)	204,239.99	-	204,239.99
20.205	480-078-6320-437	* Hoboken Resurfacing English Paving (HC-214A)	n/a	n/a	1,200,000.00	-	1,148,352.90	(1,080,000.23)	68,352.67	-	119,999.77
20.205	480-078-6320-437	* Noraster 07 Manhattan Ave Wall	n/a	n/a	1,279,000.00	-	346,531.34	(346,531.34)	-	-	932,468.66
20.205	480-078-6320-437	* Passaic Ave Section, Roads and Bridges Sparwak	n/a	n/a	1,000,000.00	-	293,342.87	(293,342.87)	-	-	706,657.13
20.205	480-078-6320-437	* JFK Pedestrian Overpass 32nd Street	n/a	n/a	1,965,000.00	-	321,104.36	(321,104.36)	-	-	1,643,895.64
20.205	480-078-6320-437	* 14th Street Viaduct Design Transystem	n/a	n/a	4,000,000.00	1,034,837.99	1,346,064.39	(1,346,064.39)	-	-	2,653,935.61
20.205	480-078-6320-437	* JFK Blvd. - Section XIV	n/a	n/a	4,500,000.00	4,263,382.30	525,168.16	(382,122.59)	143,045.57	-	4,117,877.41
20.205	480-078-6320-437	* Improvements to Schuyler Avenue	n/a	n/a	459,870.00	-	6,748.11	(6,748.11)	-	-	453,121.89
20.205	480-078-6320-437	* Improvement to Pedestrian Indications	n/a	n/a	830,000.00	104,932.00	-	-	-	-	830,000.00
20.205	480-078-6320-437	* New Traffic Signal at 16th Street and River Street (HC-326)	9/2/10	9/2/13	280,000.00	-	161,361.10	(161,361.10)	-	-	118,638.90
20.205	480-078-6320-437	* New Traffic Signal at Newark Street and River Street (HC-327)	1/1/10	Completion	131,362.48	-	131,362.48	-	131,362.48	-	131,362.48
20.205	480-078-6320-437	* Signal Upgrade at 60th Street and Boulevard East (HC-328)	1/1/10	Completion	150,000.00	-	150,000.00	-	150,000.00	-	-
20.205	480-078-6320-437	* Sidewalk & Fence Repair Secaucus Road at Grand Ave Bridge (HC-221A)	1/1/10	Completion	30,000.00	-	30,000.00	-	30,000.00	-	-
20.205	480-078-6320-437	* Ferry Road Bridge Repairs (HC-434)	1/1/10	Completion	25,000.00	-	25,000.00	-	25,000.00	-	-
20.205	480-078-6320-437	* Improvements to Sinatra Drive	1/1/11	12/31/11	233,000.00	-	110,000.00	(110,000.00)	-	-	123,000.00
20.205	480-078-6320-437	* Road Resurfacing (HC-217A)	1/1/11	12/31/11	1,840,000.00	-	569,007.05	(455,940.92)	113,066.13	-	1,384,059.08
20.205	480-078-6320-437	* Traffic Signal Improvements Package T-(HC-324)	1/1/11	12/31/11	1,500,000.00	1,374,496.80	1,500,000.00	(743,565.85)	756,434.15	-	756,434.15
20.205	480-078-6320-437	* JFK Blvd. east Arch Bridge 76th Street North Bergen (HC-432)	1/4/13	Completion	466,775.26	-	466,775.26	-	466,775.26	-	933,550.52
20.205	480-078-6320-437	* Single Span Arch Over Davis Avenue Harrison (HC-433)	1/4/13	Completion	170,094.39	-	170,094.39	-	170,094.39	-	170,094.39

See accompanying Notes to Schedules of Expenditures of Federal and State Awards

COUNTY OF HUDSON, NEW JERSEY
SCHEDULE OF EXPENDITURES OF FEDERAL AWARDS
YEAR ENDED DECEMBER 31, 2013

Federal Grantor / Pass-through Grantor Program or Cluster Title	Federal CFDA Number	Pass-through Entity Identifying Number	Grant Period		Program Awards		Current Year Appropriations	Adjustments/Transfers/Cancellations	Net Current Year Expenditures	Funds Available Dec. 31, 2013	Cumulative Expenditures
			From	To	Amount	Funds Received					
U.S. Department of Transportation: (continued)											
* Traffic Signal Improvements Package S	20.205	480-078-6320-437	1/1/12	12/31/12	\$ 1,400,000.00	\$ 314,065.00	\$ 168,337.04	\$ (64,981.46)	\$ 103,355.58	\$ -	\$ 1,335,018.54
* Roadway Resurfacing Over Conrail	20.205	480-078-6320-437	n/a	n/a	6,266,783.29	-	49,994.94	-	-	-	6,266,783.29
* Roadway Resurfacing (HC-218)	20.205	480-078-6320-437	1/1/12	12/31/12	3,573,000.00	3,573,000.00	1,950,000.00	474,826.38	524,821.32	-	3,573,000.00
* Improvement to JFK Boulevard (HC-219A)	20.205	480-078-6320-437	1/1/12	12/31/12	1,482,094.45	1,104,003.77	-	(467,905.55)	1,482,094.45	-	1,014,188.90
* Improvement to Observer Highway & Newark Street (HC-220A)	20.205	480-078-6320-437	1/1/12	12/31/12	350,000.00	-	350,000.00	-	-	350,000.00	-
* Traffic Signal Improvements Package U (HC-325)	20.205	480-078-6320-437	1/1/12	12/31/12	1,025,000.00	-	1,025,000.00	(113,014.74)	521,693.17	390,292.09	521,693.17
* Improvement to JFK Boulevard- Columbus Bridge (HC-435)	20.205	480-078-6320-437	1/1/12	12/31/12	205,000.00	-	205,000.00	(112,801.40)	81,506.60	10,692.00	81,506.60
* Rehabilitation of Single Span Arch Over Davis Avenue (HC-433)	20.205	480-078-6320-437	1/1/12	12/31/12	640,094.39	-	470,000.00	-	-	470,000.00	-
* Improvements to Observer Highway (HC-220A)	20.205	480-078-6320-437	1/1/13	12/31/13	450,000.00	-	450,000.00	-	-	450,000.00	-
* Improvements to Newark Street (HC-222A)	20.205	480-078-6320-437	1/1/13	12/31/13	175,000.00	-	175,000.00	-	-	175,000.00	-
* Resurfacing Program (HC-223A)	20.205	480-078-6320-437	1/1/13	12/31/13	925,000.00	925,000.00	925,000.00	-	925,000.00	-	925,000.00
* Improvements to JFK Kennedy Boulevard (HC-224A)	20.205	480-078-6320-437	1/1/13	12/31/13	1,000,000.00	950,000.00	1,000,000.00	(68,906.12)	931,093.88	-	-
* Improvements to Passaic Avenue (HC-225A)	20.205	480-078-6320-437	1/1/13	12/31/13	800,000.00	800,000.00	800,000.00	-	-	800,000.00	-
* Improvements to Blvd. East Chamber at 68th Street (HC-226A)	20.205	480-078-6320-437	1/1/13	12/31/13	500,000.00	500,000.00	500,000.00	-	-	500,000.00	-
* Traffic Signal Improvements - Package U (HC-325)	20.205	480-078-6320-437	1/1/13	12/31/13	400,000.00	500,000.00	400,000.00	121,693.17	521,693.17	-	-
* Traffic Signal Improvements at Paterson Plank Rd. and Webster Avenue (HC-329)	20.205	480-078-6320-437	1/1/13	12/31/13	200,000.00	-	200,000.00	-	-	200,000.00	-
* Rehabilitation of Single Span Arch Over Davis Avenue (HC-433)	20.205	480-078-6320-437	1/1/13	12/31/13	750,000.00	413,000.00	750,000.00	-	-	750,000.00	-
* Rehabilitation of JFK Columbus Bridge- Phase II (HC-436)	20.205	480-078-6320-437	1/1/13	12/31/13	800,000.00	-	800,000.00	-	-	800,000.00	-
* New Jersey Transportation Trust Fund Authority Act:											
* American Resource Recovery Act:											
* Roadway Resurfacing JFK Boulevard	20.205	480-078-6320-437	1/1/09	12/31/09	580,000.00	489,892.55	-	-	-	-	580,000.00
* Secaucus Road Resurfacing	20.205	480-078-6320-437	1/1/09	12/31/09	950,000.00	187,686.45	-	-	-	-	950,000.00
* Weehawken Cove Walkway	20.205	480-078-6320-437	1/1/09	12/31/09	4,310,000.00	1,361,117.62	1,537,041.24	(1,537,041.24)	-	-	2,772,958.76
* Hackensack River Tidal Wetland Restoration	20.219	100-042-4875-000	1/1/06	12/31/06	80,000.00	-	80,000.00	-	-	80,000.00	-
* Recreational Trails Program	20.219	*	*	*	25,000.00	-	25,000.00	-	-	25,000.00	-
* (3) Total Highway Planning and Construction Cluster					17,449,643.70	17,589,132.98	6,148,480.00	(10,328,534.11)	7,135,997.70	6,273,081.17	-
Subtotal U.S. Department of Transportation					17,723,408.74	17,919,443.31	6,208,480.00	(10,328,534.11)	7,339,748.07	6,459,641.13	-
Hazardous Materials Emergency Preparedness	20.703	100-066-1200-703	7/1/07	6/30/08	3,118.00	-	3,118.00	-	-	3,118.00	-
Total U.S. Department of Transportation					17,723,408.74	17,922,561.31	6,208,480.00	(10,328,534.11)	7,339,748.07	6,462,759.13	-
U.S. Environmental Protection Agency											
Brownfield Redevelopment Pilot Program	66.818	n/a	1/1/99	12/31/99	200,000.00	-	21,342.22	-	-	21,342.22	178,657.78
Brownfield Cleanup Revolving Loan	66.818	n/a	1/1/01	12/31/01	500,000.00	491,798.50	492,423.75	-	492,423.75	-	500,000.00
Brownfield Redevelopment Pilot Program	66.818	n/a	1/1/01	12/31/01	200,000.00	-	49,219.91	-	-	49,219.91	150,780.09
Total Brownfield Redevelopment					491,798.50	562,985.88	562,985.88	-	492,423.75	70,562.13	-
National Clean Diesel Grant Program	66.039	n/a	1/1/09	12/31/09	11,000.00	-	11,000.00	-	-	11,000.00	-
Total U.S. Environmental Protection Agency					491,798.50	573,985.88	573,985.88	-	492,423.75	81,562.13	-

See accompanying Notes to Schedules of Expenditures of Federal and State Awards

COUNTY OF HUDSON, NEW JERSEY
SCHEDULE OF EXPENDITURES OF FEDERAL AWARDS
YEAR ENDED DECEMBER 31, 2013

Federal CFDA Number	Pass-through Entity Identifying Number	Grant Period	Program Awards		Current Year Appropriations	Adjustments/Transfers/Cancellations	Net Current Year Expenditures	Funds Available Dec. 31, 2013	Cumulative Expenditures
			Funds Received	Funds Available Dec. 31, 2012					
Federal Grantor / Pass-through Grantor	Program or Cluster Title	From	To	Amount	Amount				
U.S. Department of Health and Human Services:									
93.914	n/a	4/4/05	4/3/06	\$ 2,927,112.00	\$ 135,791.39	\$ -	\$ -	135,791.39	\$ 2,791,320.61
* HIV Emergency Relief Formula Grant									
93.914	n/a	4/4/06	4/3/07	2,831,663.00	144,993.03	-	-	144,993.03	2,686,669.97
* HIV Emergency Relief Formula Grant									
93.914	n/a	4/4/09	4/4/10	3,250,981.00	1,680.80	-	-	1,680.80	3,249,300.20
* HIV Emergency Relief Formula Grant									
93.914	n/a	4/4/10	4/4/11	3,340,858.00	756.00	-	651.34	1,63	3,340,856.37
* HIV Emergency Relief Formula Grant									
93.914	n/a	4/4/11	4/4/12	3,421,253.00	1,798.00	-	-	1,798.00	3,421,194.01
* HIV Emergency Relief Formula Grant									
93.914	n/a	3/1/12	2/28/13	3,254,054.00	1,098,094.20	-	-	1,138,946.02	3,252,834.06
* HIV Emergency Relief Formula Grant									
93.914	n/a	3/1/13	2/28/14	2,987,029.00	2,183,865.49	-	-	2,183,865.49	2,183,865.49
* HIV Emergency Relief Formula Grant									
93.914	n/a	4/4/02	4/3/03	3,097,117.00	45,000.00	-	-	45,000.00	3,052,117.00
* HIV Emergency Relief Supplemental Grant									
93.914	n/a	4/4/03	4/3/04	3,308,445.00	42,324.05	-	-	42,324.05	3,266,120.95
* HIV Emergency Relief Supplemental Grant									
93.914	n/a	4/4/05	4/3/06	2,717,726.00	48,176.22	-	-	48,176.22	2,669,549.78
* HIV Emergency Relief Supplemental Grant									
93.914	n/a	4/4/06	4/3/07	2,313,479.00	5,668.43	-	-	5,668.43	2,307,810.57
* HIV Emergency Relief Supplemental Grant									
93.914	n/a	4/4/07	4/3/08	1,286,959.00	75,522.74	-	-	75,522.74	1,211,416.26
* HIV Emergency Relief Supplemental Grant									
93.914	n/a	4/4/07	4/3/08	1,328,024.00	362.40	-	-	362.40	1,327,661.60
* HIV Emergency Relief Supplemental Grant									
93.914	n/a	4/4/08	4/3/09	1,328,024.00	533,661.40	-	-	533,642.16	1,328,004.76
* HIV Emergency Relief Supplemental Grant									
93.914	n/a	4/4/09	4/3/10	1,462,716.00	27,911.90	-	-	26,751.00	1,461,555.10
* HIV Emergency Relief Supplemental Grant									
93.914	n/a	4/4/11	4/3/12	1,216,462.00	2,186.65	-	-	2,186.65	1,214,275.35
* HIV Emergency Relief Supplemental Grant									
93.914	n/a	3/1/12	2/28/13	1,352,757.00	600,364.97	-	-	600,364.97	752,392.03
* HIV Emergency Relief Supplemental Grant									
93.914	n/a	3/1/13	2/28/14	1,325,514.00	663,159.47	-	-	663,159.47	663,159.47
* Total HIV Emergency Relief Formula and Supplemental									
				4,558,534.54	2,806,319.90	-	-	2,570,049.42	440,564.00
				440,567.00	3.00	-	(3.00)	-	441,609.08
(Ryan White) Minority Aids Interactive Program		7/1/11	6/30/12						296,762.35
(Ryan White) Minority Aids Interactive Program		3/1/11	2/29/12	144,917.39	154,947.31	-	-	29,92	296,762.35
(Ryan White) Minority Aids Interactive Program		3/1/12	2/29/2013	296,762.35	-	-	-	135,233.65	135,263.57
Total Minority Aids Interactive Program				441,679.74	154,950.31	-	(3.00)	451,679.74	5,000,493.22
Subtotal: Programs Issued under CFDA 93.914				5,000,214.28	2,961,270.21	4,744,539.00	(3.00)	2,705,312.99	294,280.00
Tuberculosis Health Services Grant - Federal Portion		07/01/12	06/30/13	302,780.00	246,309.00	-	-	8,500.00	240,541.00
Tuberculosis Health Services Grant - Federal Portion		1/1/12	12/31/12	305,541.00	125,086.00	-	-	60,086.00	183,793.00
Tuberculosis Health Services Grant - Federal Portion		1/1/13	12/31/13	240,541.00	-	240,541.00	-	56,748.00	130,248.00
Total Tuberculosis Health Services Grant				294,025.00	371,395.00	240,541.00	-	130,248.00	5,195,238.12
NI Department of Health and Senior Services:									5,447,220.16
* Office on Aging - Area Plan Grant		1/1/02	12/31/02	5,692,109.00	496,870.88	-	-	496,870.88	5,375,978.08
* Office on Aging - Area Plan Grant		1/1/03	12/31/03	6,104,425.00	657,204.84	-	-	657,204.84	6,364,817.81
* Office on Aging - Area Plan Grant		1/1/04	12/31/04	5,872,624.00	496,645.92	-	-	496,645.92	6,431,004.74
* Office on Aging - Area Plan Grant		1/1/05	12/31/05	6,579,181.00	214,363.19	-	-	214,363.19	6,063,886.74
* Office on Aging - Area Plan Grant		1/1/06	12/31/06	7,294,680.00	863,595.26	-	-	863,595.26	6,149,966.42
* Office on Aging - Area Plan Grant		1/1/07	12/31/07	6,517,784.00	367,817.58	-	-	367,817.58	6,393,255.69
* Office on Aging - Area Plan Grant		1/1/08	12/31/08	6,520,392.00	456,505.26	-	-	456,505.26	6,190,717.32
* Office on Aging - Area Plan Grant		1/1/09	12/31/09	6,936,390.00	543,134.31	-	-	543,134.31	6,055,046.53
* Office on Aging - Area Plan Grant		1/1/10	12/31/10	6,676,005.00	1,114,842.66	-	-	485,287.68	6,332,651.19
* Office on Aging - Area Plan Grant		1/1/11	12/31/11	6,622,607.00	571,704.47	-	-	567,560.47	6,332,651.19
* Office on Aging - Area Plan Grant		1/1/12	12/31/12	6,598,367.00	2,892,823.31	-	-	2,627,107.50	4,732,221.04
* Office on Aging - Area Plan Grant		1/1/13	12/31/13	6,465,226.00	3,211,018.00	-	-	1,733,004.96	4,732,221.04
* Office on Aging - Area Plan Grant		1/1/13	12/31/13	718,078.00	-	718,078.00	-	718,078.00	-
Total Office on Aging - Area Plan Grant				4,779,270.00	8,675,907.68	7,183,304.00	-	7,993,027.52	7,865,784.16
Pass-Through NJ Department of Human Services:									1,409,411.00
Hudson County Division of Welfare									4,314,246.00
* (1) Title XIX - Medical Assistance Program		1/1/13	12/31/13	1,409,411.00	-	1,409,411.00	-	-	826,212.00
* (1) Title XIX - Medical Assist - Admin.		1/1/13	12/31/13	4,314,246.00	-	4,314,246.00	-	-	6,549,869.00
* (1) Title XIX - Medically Needy - Admin.		1/1/13	12/31/13	826,212.00	-	826,212.00	-	-	-
(1) Total Title XIX				6,549,869.00	-	6,549,869.00	-	-	-

See accompanying Notes to Schedules of Expenditures of Federal and State Awards

COUNTY OF HUDSON, NEW JERSEY
SCHEDULE OF EXPENDITURES OF FEDERAL AWARDS
YEAR ENDED DECEMBER 31, 2013

Federal Grantor / Pass-through Grantor Program or Cluster Title	Federal CFDA Number	Pass-through Entity Identifying Number	Grant Period		Program Awards		Current Year Appropriations	Adjustments/ Transfers/ Cancellations	Net Current Year Expenditures	Funds Available Dec. 31, 2013	Cumulative Expenditures
			From	To	Amount	Funds Received					
U.S. Department of Health and Human Services (continued):											
Pass-Through NJ Department of Human Services:											
* Hudson County Division of Welfare											
* (1) Temporary Assistance for Needy Families-TANF (Public Assistance)	93.558	100-054-7550-162	1/1/13	12/31/13	\$ 24,437,273.00	\$ 24,437,273.00	\$ 24,437,273.00	\$ -	\$ 24,437,273.00	\$ -	\$ 24,437,273.00
* (1) Temporary Assistance for Needy Families-TANF (Administrative Costs)	93.558	100-054-7550-162	1/1/13	12/31/13	9,800,332.00	9,800,332.00	9,800,332.00	-	9,800,332.00	-	9,800,332.00
* Total TANF					34,237,605.00	34,237,605.00	34,237,605.00	-	34,237,605.00	-	34,237,605.00
Pass-Through NJ Department of Health and Senior Services:											
State Health Insurance Program (SHIP)	93.779	100-054-8820-029	01/01/11	12/31/11	23,000.00	23,000.00	-	-	16,893.30	6,106.70	16,893.30
State Health Insurance Program (SHIP)	93.779	100-054-8820-029	04/01/12	03/31/13	23,000.00	-	-	-	-	23,000.00	-
State Health Insurance Program (SHIP)	93.779	100-054-8820-029	04/01/13	03/31/14	25,000.00	15,000.00	25,000.00	-	263.99	24,736.01	263.99
Total State Health Insurance Program					24,200.00	46,000.00	25,000.00	-	17,157.29	53,842.71	17,157.29
Pass-Through NJ Department of Human Services:											
* Hudson County Division of Welfare:											
(1) Title XX-Social Services Block Grant	93.667	100-054-7550-162	1/1/13	12/31/13	2,615,287.00	2,615,287.00	2,615,287.00	-	2,615,287.00	-	2,615,287.00
Hurricane Sandy Homeowner/Renter Assistance	93.667	N/A	1/1/13	12/31/13	4,719,400.00	1,179,850.00	4,719,400.00	-	133,597.75	4,585,802.25	133,597.75
						3,795,137.00	7,334,687.00	-	2,748,884.75	4,585,802.25	2,748,884.75
* Hudson County Division of Welfare											
(1) Refugee Resettlement Programs	93.566	100-054-7550-162	1/1/13	12/31/13	306,000.00	306,000.00	306,000.00	-	306,000.00	-	306,000.00
(1) Refugee Resettlement Programs- Admin.	93.566	100-054-7550-162	1/1/13	12/31/13	18,724.00	18,724.00	18,724.00	-	18,724.00	-	18,724.00
					324,724.00	324,724.00	324,724.00	-	324,724.00	-	324,724.00
Subtotal U.S. Department of Health and Human Services					55,005,044.28	12,054,172.89	60,640,269.00	(3.00)	57,353,448.78	15,340,990.11	57,353,448.78
* Hudson County Division of Welfare											
(1) Title IV-D Child Support and Paternity	93.563	100-054-7550-162	1/1/13	12/31/13	4,825,643.00	4,825,643.00	4,825,643.00	-	4,825,643.00	-	4,825,643.00
(1) Home Energy Program - Admin.	93.568	100-054-7550-162	1/1/13	12/31/13	2,049,006.00	2,049,006.00	2,049,006.00	-	2,049,006.00	-	2,049,006.00
(1) State Children's Insurance Program	93.767	100-054-7550-162	1/1/13	12/31/13	1,900,595.00	1,900,595.00	1,900,595.00	-	1,900,595.00	-	1,900,595.00
Total U.S. Department of Health and Human Services					\$ 63,780,288.28	\$ 12,054,172.89	\$ 69,415,513.00	\$ (3.00)	\$ 66,128,692.78	\$ 15,340,990.11	\$ 66,128,692.78
U.S. Department of Homeland Security:											
Passed through NJ Office of Homeland Security and Preparedness											
Homeland Security											
State Homeland Security Act	97.004	1005-100-006	7/1/04	3/31/06	2,413,299.00	-	-	-	-	78,013.74	2,335,285.26
State Homeland Security Act	97.004	1005-100-006	7/1/04	3/31/06	2,007,607.00	-	-	-	-	68,335.96	1,939,271.04
State Homeland Security Act	97.004	1005-100-006	7/1/07	6/30/08	348,940.00	219,281.15	-	-	-	21,960.03	326,979.97
State Homeland Security Act	97.004	1005-100-006	7/1/08	6/30/09	2,083,155.66	83,413.47	-	-	81,314.51	2,098.96	2,081,056.70
State Homeland Security Act	97.004	1005-100-006	7/1/09	6/30/10	2,025,260.66	1,842,935.99	-	-	498,843.82	74,901.41	2,449,203.07
State Homeland Security Act	97.004	1005-100-006	7/1/10	6/30/11	966,070.74	-	-	-	175,747.07	599,514.01	366,556.73
State Homeland Security Act	97.004	1005-100-006	7/1/12	6/30/13	498,843.82	-	-	-	28,655.10	470,188.72	28,655.10
State Homeland Security Act	97.004	1005-100-006	7/1/07	6/30/08	2,290,333.40	-	-	-	55.45	408.48	2,289,924.92
State Homeland Security Act	97.004	1005-100-006	7/1/08	6/30/09	274,477.78	-	-	-	-	84,312.75	190,165.03
Total Homeland Security					2,062,217.14	2,628,709.05	-	-	1,727,818.81	1,399,734.06	1,727,818.81
Emergency Management Assistance	97.042	100-066-1200-728	01/01/09	12/31/09	50,000.00	-	-	-	-	50,000.00	-
Emergency Management Assistance	97.042	100-066-1200-728	01/01/10	12/31/10	50,000.00	-	-	-	-	50,000.00	-
Emergency Management Assistance	97.042	100-066-1200-728	01/01/11	12/31/11	50,000.00	-	-	-	-	50,000.00	-
Emergency Management Assistance	97.042	100-066-1200-728	01/01/12	12/31/12	100,000.00	-	100,000.00	-	40,000.00	60,000.00	40,000.00
Total Emergency Management Assistance					-	150,000.00	100,000.00	-	40,000.00	210,000.00	40,000.00

See accompanying Notes to Schedules of Expenditures of Federal and State Awards

COUNTY OF HUDSON, NEW JERSEY
SCHEDULE OF EXPENDITURES OF FEDERAL AWARDS
YEAR ENDED DECEMBER 31, 2013

Federal CFDA Number	Pass-through Entity Identifying Number	Grant Period From	Grant Period To	Program Awards		Funds Available Dec. 31, 2012	Current Year Appropriations	Adjustments/ Transfers/ Cancellations	Net Current Year Expenditures	Funds Available Dec. 31, 2013	Cumulative Expenditures
				Amount	Funds Received						
U.S. Department of Homeland Security (continued):											
97.008	100-066-1200-879	1/1/05	12/31/05	\$ 75,000.00	\$ -	\$ 7,444.64	\$ -	\$ -	\$ -	\$ 7,444.64	\$ 67,555.36
97.008	100-066-1200-879	7/1/05	6/30/06	8,000.00	-	2,999.86	-	-	-	5,000.14	5,000.14
97.008	100-066-1200-879	7/1/06	6/30/07	62,669.00	-	50,753.00	-	-	-	50,753.00	119,160.00
97.008	100-066-1200-879	7/1/09	6/30/10	633,239.50	-	77.14	-	(77.14)	-	633,162.36	633,162.36
97.008	100-066-1200-879	7/1/08	6/30/09	1,111,351.61	-	263,342.70	-	-	-	263,342.70	848,008.91
97.008	100-066-1200-879	7/1/10	6/30/11	130,263.03	-	28.40	-	(28.40)	-	-	130,234.63
97.008	100-066-1200-879	7/1/11	6/30/12	487,000.00	-	418,235.66	-	-	292,969.25	125,266.41	361,733.59
97.008	100-066-1200-879	7/1/11	6/30/12	638,750.00	-	360,400.00	-	-	197,161.95	163,238.05	475,511.95
97.008	100-066-1200-879	7/1/12	6/30/13	301,500.00	-	95,000.00	301,500.00	-	-	301,500.00	-
97.008	100-066-1200-879	7/1/13	6/30/14	298,000.00	-	-	298,000.00	-	-	298,000.00	-
	Total Urban Area Security Initiative			\$ 3,712,292.54	\$ -	\$ 1,103,281.40	\$ 999,500.00	\$ (105.54)	\$ 490,131.20	\$ 1,212,544.66	\$ -
	Subtotal U.S. Department of Homeland Security			\$ 2,433,446.68	\$ -	\$ 3,881,990.45	\$ 699,500.00	\$ 498,738.28	\$ 2,257,950.01	\$ 2,822,278.72	\$ -
97.114	NA	1/1/09	12/31/09	\$ 70,000.00	\$ -	\$ 70,000.00	\$ -	\$ -	\$ -	\$ 70,000.00	\$ -
97.083	100-066-1200-866	7/1/08	6/30/09	100,000.00	-	100,000.00	-	-	-	100,000.00	-
97.051	100-066-1200-845	1/1/03	12/31/03	40,000.00	-	16,593.25	-	-	-	16,593.25	23,406.75
97.039	100-066-1200-866	1/1/13	12/31/13	187,500.00	-	187,500.00	187,500.00	-	-	187,500.00	-
97.017	100-066-1200-866	1/1/05	12/31/05	879,999.99	-	336,314.64	-	-	-	336,314.64	543,685.35
97.042	100-054-7570-122	10/1/12	12/31/13	23,000.00	-	-	23,000.00	-	-	23,000.00	-
97.052	n/a	01/01/11	12/31/11	1,000,000.00	-	7,527.35	-	-	-	7,527.35	-
97.*	n/a	01/01/09	12/31/09	33,685.00	-	33,685.00	-	-	-	33,685.00	-
97.073	1005-100-006	9/1/12	8/31/14	498,843.82	-	498,843.82	-	(498,843.82)	-	-	-
97.004	1005-100-006	7/1/12	6/30/13	572,449.74	-	-	572,449.74	-	-	572,449.74	-
97.053	100-066-1200-851	1/1/04	12/31/04	7,800.00	-	6,150.00	-	-	-	6,150.00	1,650.00
	Total U.S. Department of Homeland Security			\$ 3,433,446.68	\$ -	\$ 4,951,104.51	\$ 1,482,449.74	\$ (105.54)	\$ 2,257,950.01	\$ 4,175,988.70	\$ -
Social Security Administration											
	Hudson County Division of Welfare			\$ 1,305,718.00	\$ -	\$ -	\$ 1,305,718.00	\$ -	\$ 1,305,718.00	\$ -	\$ 1,305,718.00
96.006	100-054-7550-162	1/1/13	12/31/13	1,305,718.00	-	-	1,305,718.00	-	-	1,305,718.00	-
	Total Social Security Administration			\$ 1,305,718.00	\$ -	\$ -	\$ 1,305,718.00	\$ -	\$ 1,305,718.00	\$ -	\$ -
U.S. Department of Agriculture											
	Hudson County Division of Welfare			\$ 15,441,951.00	\$ -	\$ -	\$ 15,441,951.00	\$ -	\$ 15,441,951.00	\$ -	\$ 15,441,951.00
10.551	100-054-7550-162	1/1/13	12/31/13	15,441,951.00	-	-	15,441,951.00	-	-	15,441,951.00	-
	Pass-Through NJ Department of Human Services: * (1) Supplemental Nutrition Assistance Program			\$ 15,441,951.00	\$ -	\$ -	\$ 15,441,951.00	\$ -	\$ 15,441,951.00	\$ -	\$ -
	Total U.S. Department of Agriculture			\$ 114,818,892.31	\$ 55,681,691.79	\$ 104,728,819.28	\$ 105,338,131.28	\$ (9,959,914.40)	\$ 105,338,131.28	\$ 45,112,465.39	\$ -
GRAND TOTAL EXPENDITURES OF FEDERAL AWARDS											
	(1) Grants administered by the Hudson County Division of Welfare.			\$ 2,250,158.00	\$ 763,803.95	\$ 175,787.00	\$ 175,787.00	\$ (886.36)	\$ 478,160.09	\$ 460,544.50	\$ 1,788,727.14
	(2) Breakdown of JAG Program Cluster Activity by CFDA is as follows:			250,000.00	103,501.44	-	-	-	28,749.44	74,752.00	175,248.00
	See Detail Above			2,658,805.00	231,419.13	-	-	-	231,419.13	98.20	2,658,706.80
	See Detail Above			-	-	-	-	-	-	-	-
	Total JAG Program Cluster			\$ 875,611.70	\$ 1,098,822.72	\$ 175,787.00	\$ 175,787.00	\$ (886.36)	\$ 738,328.66	\$ 535,394.70	\$ -
	(3) Breakdown of Highway Planning and Construction Cluster by CFDA is as follows:			\$ 73,232,536.34	\$ 17,484,132.98	\$ 6,148,480.00	\$ 6,148,480.00	\$ (10,328,534.11)	\$ 7,135,997.70	\$ 6,168,081.17	\$ 54,408,567.25
	See Detail Above			105,000.00	105,000.00	-	-	-	-	105,000.00	-
	See Detail Above			\$ 17,449,643.70	\$ 17,589,132.98	\$ 6,148,480.00	\$ 6,148,480.00	\$ (10,328,534.11)	\$ 7,135,997.70	\$ 6,273,081.17	\$ -

* Denotes Major Program

See accompanying Notes to Schedules of Expenditures of Federal and State Awards

COUNTY OF HUDSON, NEW JERSEY
SCHEDULE OF EXPENDITURES OF STATE FINANCIAL ASSISTANCE
YEAR ENDED DECEMBER 31, 2013

State Grantor Program Title	State GMSIS Number(s) /	Grant Period		Program Awards		Funds Available Dec. 31, 2012	Current Year Appropriations	Adjustments/ Transfers/ Cancellations	Net Current Year Expenditures	Funds Available Dec. 31, 2013	Cumulative Expenditures
		From	To	Amount	Funds Received						
NJ Department of Community Affairs:											
Safe Neighborhood Heroes	100-022-8070-045	01/01/05	12/31/05	\$ 2,000.00	\$ -	\$ 2,000.00	\$ -	\$ -	\$ 2,000.00	\$ -	
Safe Neighborhood Heroes	100-022-8070-045	01/01/06	12/31/06	2,000.00	-	2,000.00	-	-	2,000.00	-	
Safe Neighborhood Heroes	100-022-8070-045	01/01/08	12/31/08	2,000.00	-	2,000.00	-	-	2,000.00	-	
Total Safe Neighborhood Heroes				6,000.00	-	6,000.00	-	-	6,000.00	-	
Project Safe Neighborhood	100-022-8070-049	01/01/06	12/31/06	89,420.00	-	420.00	-	420.00	-	89,420.00	
Project Safe Neighborhood	100-022-8070-049	01/01/12	12/31/12	66,400.00	-	205.82	(205.82)	-	-	66,194.18	
Total Project Safe Neighborhood				155,820.00	-	625.82	(205.82)	420.00	-	155,639.18	
Total NJ Department of Community Affairs				\$ 1,000,000.00	\$ -	\$ 154,505.41	\$ -	\$ -	\$ 154,505.41	\$ 845,494.59	
NJ Department of Environmental Protection:											
Green Acres Trust Local Programs:											
West Hudson and Lincoln Park Restoration - Loan Portion	533-042-4800-002	n/a	n/a	\$ 1,000,000.00	\$ -	\$ 154,505.41	\$ -	\$ -	\$ 154,505.41	\$ 845,494.59	
West Hudson and Lincoln Park Restoration - Grant Portion	533-042-4800-003	n/a	n/a	1,000,000.00	-	154,505.72	-	-	154,505.72	845,494.28	
Open Space, Recreation & Historic Preservation-Seaucus	8049-001-F000-6110	n/a	n/a	900,000.00	750,000.00	900,000.00	-	-	900,000.00	-	
Total Green Acres Trust Local Programs				2,900,000.00	750,000.00	1,209,011.13	-	-	1,209,011.13	-	
Clean Communities Grant	4900-765-005	01/01/12	12/31/12	12,331.19	-	12,331.19	-	-	-	12,331.19	
Clean Communities Grant	4900-765-005	01/01/12	12/31/12	14,441.17	14,441.17	14,441.17	-	-	14,441.17	14,441.17	
Total Clean Communities Grant				26,772.36	14,441.17	26,772.36	-	-	26,772.36	-	
Total NJ Department of Environmental Protection				\$ 1,221,342.32	\$ 764,441.17	\$ 1,221,342.32	\$ 14,441.17	\$ -	\$ 1,209,011.13	\$ 1,209,011.13	
NJ Department of Health and Senior Services:											
Comprehensive Alcoholism Services	760-046-4240-001	01/01/11	12/31/11	1,100,956.00	-	260.62	-	(6,705.00)	6,965.62	1,093,990.38	
Comprehensive Alcoholism Services	760-046-4240-001	01/01/12	12/31/12	990,834.00	636,189.00	356,792.79	-	355,952.69	840.10	989,993.90	
Comprehensive Alcoholism Services	760-046-4240-001	01/01/13	12/31/13	1,133,773.00	666,217.00	-	1,133,773.00	888,865.69	244,907.31	888,865.69	
Total Comprehensive Alcoholism				3,225,563.00	1,302,406.00	357,053.41	1,133,773.00	1,238,113.38	252,713.03	3,225,563.00	
Tuberculosis Health Service Grant	100-046-4230-080	07/01/10	06/30/11	302,780.00	-	28,836.00	-	-	28,836.00	273,944.00	
Tuberculosis Health Service Grant	100-046-4230-080	07/01/11	06/30/12	302,780.00	117,332.00	104,811.00	-	104,811.00	-	302,780.00	
Tuberculosis Health Service Grant	100-046-4230-080	07/01/13	06/30/14	302,780.00	302,780.00	-	302,780.00	57,656.00	245,124.00	57,656.00	
Total Tuberculosis Health Service Grant				908,340.00	420,112.00	133,647.00	302,780.00	162,467.00	273,960.00	908,340.00	
County 911 Coordinator	100-002-2034-050	07/01/04	6/30/05	25,000.00	-	3,334.33	-	-	3,334.33	21,665.67	
County 911 Coordinator	100-002-2034-050	07/01/06	6/30/07	25,000.00	-	7,689.75	-	-	7,689.75	17,310.25	
Total County 911 Coordinator				50,000.00	-	11,024.08	-	-	11,024.08	39,015.92	

See accompanying Notes to Schedules of Expenditures of Federal and State Awards

COUNTY OF HUDSON, NEW JERSEY
SCHEDULE OF EXPENDITURES OF STATE FINANCIAL ASSISTANCE
YEAR ENDED DECEMBER 31, 2013

State Grantor Program Title	State GMSIS Number(s)/	Grant Period		Program Awards		Funds Available Dec. 31, 2012	Current Year Appropriations	Adjustments/Transfers/Cancellations	Net Current Year Expenditures	Funds Available Dec. 31, 2013	Cumulative Expenditures
		From	To	Amount	Funds Received						
NJ Department of Health and Senior Services (continued):											
Governor's Council on Alcoholism and Drug Abuse:											
Alliance to Prevent Alcohol & Drug Abuse	100-082-C001-004	01/01/00	12/31/00	\$ 670,926.00	\$ -	\$ 9,449.02	\$ -	\$ (9,449.02)	\$ -	\$ -	\$ 661,476.98
Alliance to Prevent Alcohol & Drug Abuse	100-082-C001-004	01/01/01	12/31/01	677,583.00	-	3,538.94	-	(3,538.94)	-	-	674,044.06
Alliance to Prevent Alcohol & Drug Abuse	100-082-C001-004	01/01/09	12/31/09	687,600.00	-	16.24	-	-	-	16.24	687,583.76
Alliance to Prevent Alcohol & Drug Abuse	100-082-C001-004	01/01/11	12/31/11	687,600.00	-	42,193.70	-	-	-	42,193.70	645,406.30
Alliance to Prevent Alcohol & Drug Abuse	2000-100-044	01/01/12	12/31/12	687,600.00	512,971.06	213,729.12	-	-	209,491.59	4,237.53	683,362.47
Alliance to Prevent Alcohol & Drug Abuse	2000-100-044	01/01/13	12/31/13	662,211.00	127,765.50	-	662,211.00	-	345,324.96	316,886.04	345,324.96
Total Alliance to Prevent Alcohol and Drug Abuse				\$ 2,363,254.56	\$ 640,736.56	\$ 268,927.02	\$ 662,211.00	\$ (12,987.96)	\$ 554,816.55	\$ 363,333.51	
Total NJ Department of Health and Senior Services				\$ 2,363,254.56	\$ 2,363,254.56	\$ 770,651.51	\$ 2,098,764.00	\$ (12,987.96)	\$ 1,955,396.93	\$ 901,030.62	
NJ Department of State:											
Cultural and Heritage Program	100-074-2530-032	01/01/05	12/31/05	\$ 12,000.00	\$ -	\$ 5,036.00	\$ -	\$ -	\$ -	\$ 5,036.00	\$ 6,964.00
Cultural and Heritage Program	100-074-2530-032	01/01/06	12/31/06	31,750.00	-	402.11	-	-	-	402.11	31,347.89
Cultural and Heritage Program	100-074-2530-032	01/01/09	12/31/09	12,000.00	-	12,000.00	-	-	-	12,000.00	-
Cultural and Heritage Program	100-074-2530-032	01/01/10	12/31/10	4,400.00	-	4,400.00	-	-	-	4,400.00	-
Total Cultural and Heritage				\$ 48,150.00	\$ -	\$ 21,838.11	\$ 101,279.00	\$ -	\$ -	\$ 21,838.11	\$ 75,959.25
Cultural Projects Block Grant	100-074-2530-032	01/01/13	12/31/13	101,279.00	86,087.00	-	101,279.00	-	75,959.25	25,319.75	101,279.00
Cultural Projects Block Grant	100-074-2530-032	01/01/12	12/31/12	101,279.00	15,191.00	18,557.25	-	-	18,557.25	-	98,602.50
Cultural Projects Block Grant	100-074-2530-032	01/01/11	12/31/11	101,279.00	-	2,676.50	-	-	-	2,676.50	123,086.00
Cultural Projects Block Grant	100-074-2530-032	01/01/09	12/31/09	125,036.00	-	1,950.00	-	-	-	1,950.00	114,676.00
Cultural Projects Block Grant	100-074-2530-032	01/01/08	12/31/08	115,036.00	-	360.00	-	-	-	360.00	-
Total Cultural Projects Block				\$ 442,870.00	\$ 101,278.00	\$ 23,543.75	\$ 101,279.00	\$ -	\$ 94,516.50	\$ 30,306.25	\$ 75,959.25
Passed through the New Jersey Division of Travel and Tourism:											
Destination Marketing	N/A	10/01/11	06/30/12	3,551.00	-	3,551.00	-	-	3,551.00	-	3,551.00
Destination Marketing	N/A	10/01/12	06/30/13	82,350.00	41,175.00	-	82,350.00	-	-	82,350.00	-
Total Destination Marketing				\$ 85,901.00	\$ 41,175.00	\$ -	\$ 82,350.00	\$ -	\$ -	\$ 82,350.00	\$ -
Subtotal NJ Department of State:											
Panel Celebrating Art & History of the Justice Brennan Court	100-074-2540-044	01/01/10	12/31/10	1,300.00	-	50.00	-	-	-	50.00	1,250.00
Total NJ Department of State				\$ 1,300.00	\$ 142,453.00	\$ 48,982.86	\$ 183,629.00	\$ -	\$ 98,067.50	\$ 134,494.36	\$ 1,250.00
				\$ 142,453.00	\$ 48,982.86	\$ 48,982.86	\$ 183,629.00	\$ -	\$ 98,067.50	\$ 134,544.36	\$ 1,250.00

COUNTY OF HUDSON, NEW JERSEY
SCHEDULE OF EXPENDITURES OF STATE FINANCIAL ASSISTANCE
YEAR ENDED DECEMBER 31, 2013

State Grantor Program Title	State GMSIS Number(s) /	Grant Period		Program Awards		Funds Available Dec. 31, 2012	Current Year Appropriations	Adjustments/ Transfers/ Cancellations	Net Current Year Expenditures	Funds Available Dec. 31, 2013	Cumulative Expenditures
		From	To	Amount	Funds Received						
NJ Department of Human Services (continued):											
Summer Youth Program	100-054-7570-195	01/01/09	12/31/09	\$ 167,007.56	\$ -	\$ 1,058.30	\$ -	\$ -	\$ 1,058.30	\$ -	\$ 167,007.56
Summer Youth Program	100-054-7570-195	01/01/10	12/31/11	76,800.00	-	8,922.00	-	-	8,922.00	-	76,800.00
Summer Youth Program	100-054-7570-195	01/01/11	12/31/11	76,800.00	-	8,320.00	-	-	2,741.70	5,578.30	71,221.70
Summer Youth Program	100-054-7570-195	01/01/12	12/31/12	96,700.00	-	5,567.24	-	-	-	5,567.24	91,132.76
Summer Youth Program	100-054-7570-195	01/01/12	12/31/12	110,000.00	110,000.00	-	110,000.00	-	83,802.77	26,197.23	83,802.77
Total Summer Youth Program				110,000.00	110,000.00	23,867.54	110,000.00	-	96,524.77	37,342.77	
Subtotal NJ Department of Human Services				11,550,733.32	11,550,733.32	3,432,558.08	12,920,399.00	(2,688.14)	12,934,042.39	3,416,226.55	
Personal Attendant Services Program	100-054-7570-195	01/01/05	12/31/05	496,178.00	-	30,613.00	-	-	-	30,613.00	465,565.00
Open Space Plan Grant	n/a	01/01/13	12/31/13	50,000.00	-	-	50,000.00	-	16,043.26	33,956.74	16,043.26
Passed the NJ Division of Family Development											
Hudson County Division of Welfare:											
* (1) Supplemental Security Income	100-054-7550-125	01/01/13	12/31/13	1,764,312.00	1,764,312.00	-	1,764,312.00	-	1,764,312.00	-	1,764,312.00
Total NJ Department of Human Services				\$ 13,315,045.32	\$ 13,315,045.32	\$ 3,463,171.08	\$ 14,734,711.00	\$ (2,688.14)	\$ 14,714,397.65	\$ 3,480,796.29	
New Jersey Transit Corporation:											
* Casino Revenue Fund - Senior Citizens and Disabled Residents Transportation Grant/Transcend		01/01/06	12/31/06	\$ 1,853,942.00	\$ -	\$ 209,530.12	\$ -	\$ -	\$ (76.70)	\$ 209,606.82	\$ 1,644,335.18
* Casino Revenue Fund - Senior Citizens and Disabled Residents Transportation Grant/Transcend		01/01/09	12/31/09	2,339,158.18	-	431.04	-	-	-	431.04	2,338,727.14
* Casino Revenue Fund - Senior Citizens and Disabled Residents Transportation Grant/Transcend		01/01/10	12/31/10	1,629,256.00	105,000.00	86,046.99	-	-	83,567.91	2,479.08	1,626,776.92
* Casino Revenue Fund - Senior Citizens and Disabled Residents Transportation Grant/Transcend		01/01/11	12/31/11	2,176,375.81	-	213,540.94	-	-	200,477.55	13,063.39	2,163,312.42
* Casino Revenue Fund - Senior Citizens and Disabled Residents Transportation Grant/Transcend		01/01/12	12/31/12	1,743,314.30	881,909.24	97,001.68	-	-	(81,208.60)	178,210.28	1,565,104.02
* Casino Revenue Fund - Senior Citizens and Disabled Residents Transportation Grant/Transcend		01/01/13	12/31/13	1,426,403.00	1,051,786.36	-	1,426,403.00	-	1,185,196.89	241,206.11	1,185,196.89
Total New Jersey Transit Corporation				\$ 2,038,695.60	\$ 2,038,695.60	\$ 606,550.77	\$ 1,426,403.00	\$ -	\$ 1,387,957.05	\$ 644,996.72	

COUNTY OF HUDSON, NEW JERSEY
SCHEDULE OF EXPENDITURES OF STATE FINANCIAL ASSISTANCE
YEAR ENDED DECEMBER 31, 2013

State Grantor Program Title	State GMSIS Number(s)/	Grant Period		Program Awards		Funds Available Dec. 31, 2012	Current Year Appropriations	Adjustments/ Transfers/ Cancellations	Net Current Year Expenditures	Funds Available Dec. 31, 2013	Cumulative Expenditures
		From	To	Amount	Funds Received						
NJ Department of Labor:											
* (2) WIA - Work First New Jersey	780-062-4545-005	07/01/01	6/30/02	\$ 893,290.00	\$ -	\$ 80,027.73	\$ -	\$ -	\$ -	\$ 80,027.73	\$ 813,262.27
* (2) WIA - Work First New Jersey	780-062-4545-005	07/01/02	6/30/03	420,895.00	-	13,772.65	-	-	-	13,772.65	407,122.35
* (2) WIA - Work First New Jersey	780-062-4545-005	07/01/03	6/30/04	347,139.00	-	120,809.99	-	(3,501.30)	-	117,308.69	226,329.01
* (2) WIA - Work First New Jersey	780-062-4545-005	07/01/04	6/30/05	3,582,584.00	-	268,926.16	-	-	-	268,926.16	3,313,657.84
* (2) WIA - Work First New Jersey	780-062-4545-005	07/01/05	6/30/06	3,598,515.00	-	292,603.88	-	-	-	292,603.88	3,305,911.12
* (2) WIA - Work First New Jersey	780-062-4545-005	07/01/06	6/30/07	6,672,686.00	-	1,259,087.32	-	-	-	1,259,087.32	5,413,598.68
* (2) WIA - Work First New Jersey	780-062-4545-005	07/01/07	6/30/08	6,642,551.00	-	1,789,263.35	-	-	-	1,789,263.35	4,853,287.65
* (2) WIA - Work First New Jersey	780-062-4545-005	07/01/08	6/30/09	6,842,551.00	-	456,763.64	-	(12,516.38)	-	469,280.02	6,373,270.98
* (2) WIA - Work First New Jersey	780-062-4545-005	07/01/09	6/30/11	6,134,296.00	-	618,240.11	-	10,790.65	-	607,449.46	5,526,846.54
* (2) WIA - Work First New Jersey	780-062-4545-005	07/01/10	6/30/11	4,998,359.00	37,168.00	281,013.06	-	28,534.73	-	252,478.33	4,745,880.67
* (2) WIA - Work First New Jersey	780-062-4545-005	07/01/11	6/30/12	4,956,462.00	871,018.00	1,410,969.44	-	575,241.71	-	835,727.73	4,120,734.27
* (2) WIA - Work First New Jersey	780-062-4545-005	07/01/12	6/30/13	5,857,402.00	4,755,557.00	5,170,001.27	-	4,711,480.57	-	458,520.70	5,398,881.30
* (2) WIA - Work First New Jersey	780-062-4545-005	07/01/13	6/30/14	6,105,846.00	958,860.00	-	6,105,846.00	-	1,094,416.34	5,011,429.66	1,094,416.34
* (2) WIA - WFNJ - Supplemental	780-062-4545-005	07/01/12	6/30/13	50,000.00	43,843.00	-	-	-	-	-	50,000.00
* (2) WIA - WFNJ - Supplemental	780-062-4545-005	07/01/13	6/30/14	300,000.00	56,823.00	-	300,000.00	-	-	182,070.00	117,930.00
* (2) WIA - Work First New Jersey	780-062-4545-005	07/01/11	6/30/12	200,000.00	-	147,345.81	-	-	-	147,345.81	52,654.19
* (2) WIA - WFNJ - Supplemental	780-062-4545-005	07/01/10	6/30/11	466,000.00	-	263,247.00	-	-	-	263,247.00	202,753.00
* Total Work First New Jersey - Supplemental				6,723,269.00		12,172,071.41	6,405,846.00	(3,501.30)	6,525,877.62	12,048,538.49	
Disability Program Navigator	n/a	07/01/09	6/30/11	70,125.00	-	4,268.14	-	-	-	4,268.14	65,856.86
Disability Program Navigator	n/a	07/01/10	6/30/11	35,446.00	-	30,758.26	-	-	-	30,758.26	-
Total Disability Program				105,571.00		35,026.40				35,026.40	
Subtotal NJ Department of Labor		1/1/2013	12/31/13	2,312.02		12,207,097.81	6,405,846.00	(3,501.30)	6,525,877.62	12,083,564.89	
Together New Jersey		07/01/10	6/30/11	6,500.00		6,500.00	2,312.02	-	-	2,312.02	-
NJ Build - Individual Training										6,500.00	-
Total NJ Department of Labor				\$ 756,177.00		\$ 144,192.07	\$ -	\$ -	\$ -	\$ 144,192.07	\$ 611,984.93
NJ Department of Law and Public Safety:											
* Juvenile Justice Commission Grant	100-066-1500-007	07/01/00	6/30/01	793,091.00	-	8,771.77	-	-	-	8,771.77	784,319.23
* Juvenile Justice Commission Grant	100-066-1500-007	07/01/01	6/30/02	835,323.00	-	105,518.11	-	-	-	105,518.11	729,804.89
* Juvenile Justice Commission Grant	100-066-1500-007	07/01/06	6/30/07	839,228.00	-	96,270.71	-	-	-	96,270.71	742,957.29
* Juvenile Justice Commission Grant	100-066-1500-007	07/01/06	6/30/07	911,202.00	-	135,162.16	-	-	-	135,162.16	776,039.84
* Juvenile Justice Commission Grant	100-066-1500-007	07/01/07	6/30/08	1,052,297.00	-	49,844.25	-	-	-	49,844.25	1,002,452.75
* Juvenile Justice Commission Grant	100-066-1500-007	07/01/07	6/30/08	859,211.00	-	85,429.83	-	-	-	85,429.83	773,781.17
* Juvenile Justice Commission Grant	100-066-1500-007	07/01/07	6/30/08	12,148.00	-	12,148.00	-	-	-	12,148.00	-
* Juvenile Justice Commission Grant	100-066-1500-007	07/01/08	6/30/09	867,803.00	-	110,574.10	-	-	-	110,574.10	757,228.90
* Juvenile Justice Commission Grant	100-066-1500-007	07/01/10	6/30/11	867,803.00	-	6,746.29	-	-	-	6,746.29	861,056.71
* Juvenile Justice Commission Grant	100-066-1500-007	07/01/11	6/30/12	867,803.00	512,686.97	629,103.56	-	492,574.82	-	136,528.74	731,274.26
* Juvenile Justice Commission Grant	100-066-1500-007	07/01/12	6/30/13	867,803.00	363,447.52	867,803.00	867,803.00	513,281.37	-	354,521.63	513,281.37
* Juvenile Justice Commission - State	100-066-1500-168	*	*	1,011,336.00	-	156,850.51	-	-	-	156,850.51	(156,850.51)
* Juvenile Justice Commission - State	100-066-1500-168	05/01/01	12/31/02	1,011,336.00	-	58,270.00	-	-	-	58,270.00	953,066.00
* Juvenile Justice Commission - State	100-066-1500-168	07/01/03	6/30/04	1,011,336.00	-	101,710.04	-	-	-	101,710.04	909,625.96
* Juvenile Justice Commission - State	100-066-1500-168	07/01/04	6/30/05	1,031,563.00	-	146,439.59	-	-	-	146,439.59	885,123.41
* Juvenile Justice Commission - State	100-066-1500-168	07/01/05	6/30/06	1,041,879.00	-	54,169.37	-	-	-	54,169.37	987,709.63

See accompanying Notes to Schedules of Expenditures of Federal and State Awards

COUNTY OF HUDSON, NEW JERSEY
SCHEDULE OF EXPENDITURES OF STATE FINANCIAL ASSISTANCE
YEAR ENDED DECEMBER 31, 2013

State Grantor Program Title	State GMSIS Number(s)	Grant Period		Program Awards Amount	Funds Received	Funds Available Dec. 31, 2012	Current Year Appropriations	Adjustments/ Transfers/ Cancellations	Net Current Year Expenditures	Funds Available Dec. 31, 2013	Cumulative Expenditures
		From	To								
NJ Department of Law and Public Safety (continued):											
* Juvenile Justice Commission - State	100-066-1500-168	07/01/07	07/01/08	\$ 1,070,958.00	\$ -	\$ 327,769.28	\$ -	\$ -	\$ -	\$ 327,769.28	\$ 743,188.72
* Juvenile Justice Commission - State	100-066-1500-168	07/01/09	6/30/10	867,803.00	-	18,131.44	-	-	-	18,131.44	849,671.56
* Juvenile Justice Commission - State	100-066-1500-081	07/01/10	6/30/11	250,000.00	-	63,958.86	-	-	-	63,958.86	186,041.14
Total Juvenile Justice Commission (Including State Incentive Grant)					876,134.49	2,311,059.94	867,803.00	-	1,005,856.19	2,173,006.75	
Body Armor Replacement Program	718-066-1020-001	07/01/09	6/30/10	72,410.38	-	2,930.64	-	-	(893.36)	3,824.00	68,586.38
Body Armor Replacement Program	718-066-1020-001	07/01/10	6/30/11	77,408.64	-	35,651.64	-	-	10,506.35	25,145.29	52,263.35
Body Armor Replacement Fund	718-066-1020-001	07/01/11	6/30/12	78,182.19	-	78,182.19	-	-	7,657.41	70,524.78	7,657.41
Body Armor Replacement Fund	718-066-1020-001	07/01/12	6/30/13	99,268.55	99,268.65	-	99,268.55	-	-	99,268.55	-
Total Body Armor Replacement Program					99,268.65	116,764.47	99,268.55	-	17,270.40	198,762.62	
Community Program for Clients of Family Court	100-066-1500-021	01/01/00	12/31/00	268,661.00	-	44,758.68	-	-	-	44,758.68	223,902.32
Community Program for Clients of Family Court	100-066-1500-021	01/01/01	12/31/01	350,055.93	-	124,917.60	-	-	-	124,917.60	225,138.33
Community Program for Clients of Family Court	100-066-1500-021	01/01/02	12/31/02	287,776.00	-	9,653.69	-	-	-	9,653.69	278,122.31
Community Program for Clients of Family Court	100-066-1500-021	01/01/04	12/31/04	293,226.00	-	7,019.01	-	-	-	7,019.01	286,206.99
Community Program for Clients of Family Court	100-066-1500-021	01/01/05	12/31/05	299,090.00	-	8,278.95	-	-	-	8,278.95	290,811.05
Community Program for Clients of Family Court	100-066-1500-021	01/01/06	12/31/06	302,073.00	-	60,877.75	-	-	-	60,877.75	241,195.25
Community Program for Clients of Family Court	100-066-1500-021	01/01/07	12/31/07	305,094.00	-	147,718.07	-	-	-	147,718.07	157,375.93
Community Program for Clients of Family Court	100-066-1500-022	01/01/08	12/31/08	309,670.00	-	117,166.40	-	-	-	117,166.40	192,503.60
Community Program for Clients of Family Court	100-066-1500-022	01/01/08	12/31/08	7,423.00	-	7,423.00	-	-	-	7,423.00	-
Community Program for Clients of Family Court	100-066-1500-022	01/01/09	12/31/09	312,767.00	-	118,972.71	-	-	-	118,972.71	193,794.29
Community Program for Clients of Family Court	100-066-1500-022	01/01/10	12/31/10	312,767.00	-	30,805.74	-	-	-	30,805.74	281,961.26
Community Program for Clients of Family Court	100-066-1500-083	01/01/11	12/31/11	312,767.00	-	85,171.70	-	-	17,807.81	67,363.89	245,403.11
Community Program for Clients of Family Court	100-066-1500-083	01/01/12	12/31/12	312,767.00	226,993.08	249,340.15	-	-	168,807.12	80,533.03	232,233.97
Community Program for Clients of Family Court	100-066-1500-083	01/01/13	12/31/13	312,767.00	81,667.17	-	312,767.00	-	150,029.80	162,737.20	150,029.80
Total Community Program for Clients of Family Court					308,660.25	1,012,103.45	312,767.00	-	336,644.73	988,225.72	
Public Archives and Records	100-066-1500-081	07/01/04	6/30/05	1,397,983.00	-	20,224.68	-	-	-	20,224.68	1,377,758.32
Public Archives and Records	100-066-1500-081	07/01/05	6/30/06	1,326,500.00	-	10,409.12	-	-	-	10,409.12	1,316,090.88
Public Archives and Records	100-066-1500-081	07/01/06	6/30/07	470,000.00	-	4,352.09	-	-	-	4,352.09	465,647.91
Public Archives and Records	100-066-1500-081	07/01/07	6/30/08	436,900.00	-	88,201.09	-	-	-	88,201.09	348,698.91
Public Archives and Records	100-054-7593-030	07/01/08	6/30/09	618,410.00	-	45,920.25	-	-	-	45,920.25	572,489.75
Total Public Archives and Records Infrastructure					-	169,107.23	-	-	-	169,107.23	

See accompanying Notes to Schedules of Expenditures of Federal and State Awards

COUNTY OF HUDSON, NEW JERSEY
SCHEDULE OF EXPENDITURES OF STATE FINANCIAL ASSISTANCE
YEAR ENDED DECEMBER 31, 2013

State Grantor Program Title	State GMSIS Number(s) /	Grant Period		Program Awards		Funds Available Dec. 31, 2012	Current Year Appropriations	Adjustments/ Transfers/ Cancellations	Net Current Year Expenditures	Funds Available Dec. 31, 2013	Cumulative Expenditures
		From	To	Amount	Funds Received						
NJ Department of Law and Public Safety (continued):											
Insurance Fraud Reimbursement Program	1020-100-305	07/01/11	6/30/12	\$ 250,000.00	\$ 47,412.18	\$ -	\$ -	\$ (12,587.82)	\$ (12,587.82)	\$ -	\$ 237,412.18
Insurance Fraud Reimbursement Program	1020-100-305	01/01/13	12/31/13	250,000.00	165,187.22	-	250,000.00	-	165,187.22	84,812.78	165,187.22
Total Insurance Fraud Reimbursement Program					212,599.40	-	250,000.00	(12,587.82)	152,599.40	84,812.78	
Juvenile Detention Alternatives Initiative		07/01/09	6/30/10	160,000.00	-	94,374.21	-	-	84,779.75	9,594.46	150,405.54
Juvenile Detention Alternatives - Innovations Funding	100-066-1500-021	07/01/10	06/30/11	120,000.00	-	55,663.91	-	-	44,338.74	11,325.17	108,674.83
Juvenile Detention Alternatives - Innovations Funding	1500-100-237	07/01/11	06/30/12	125,200.00	-	125,200.00	-	-	51,618.25	73,581.75	51,618.25
Juvenile Detention Alternatives - Innovations Funding	1500-100-237	01/01/13	12/31/13	120,000.00	-	-	120,000.00	-	21,167.78	98,832.22	21,167.78
Total Juvenile Detention Alternatives					-	275,238.12	120,000.00	-	201,904.52	193,333.60	
Victim and Witness Advocacy Funds	100-066-1020-093	7/1/11	6/30/12	97,605.00	11,275.89	736.45	-	-	736.45	-	97,605.00
Victim and Witness Advocacy Funds	100-066-1020-093	7/1/12	6/30/13	66,893.00	-	-	66,893.00	-	-	66,893.00	
					11,275.89	736.45	66,893.00	-	736.45	66,893.00	
Subtotal NJ Department of Law and Public Safety					1,507,938.68	3,885,009.66	1,716,731.55	(12,587.82)	1,715,011.69	3,874,141.70	
Incentive Grant	100-066-1500-168	07/01/01	6/30/02	997,500.00	-	156,850.51	-	-	-	156,850.51	840,649.49
Mag Photo Project	n/a	01/01/09	12/31/09	22,036.51	-	22,036.51	-	-	-	22,036.51	
Total NJ Department of Law and Public Safety					\$ 1,507,938.68	\$ 4,063,896.68	\$ 1,716,731.55	\$ (12,587.82)	\$ 1,715,011.69	\$ 4,053,028.72	
GRAND TOTAL STATE OF NEW JERSEY FINANCIAL ASSISTANCE					\$ 26,855,097.33	\$ 22,394,818.85	\$ 26,582,837.74	\$ (31,971.04)	\$ 26,423,900.80	\$ 22,521,784.75	
					\$ 16,581,860.00	\$ 13,274,189.48	\$ 16,711,080.00	\$ (3,501.30)	\$ 16,725,248.40	\$ 13,256,519.78	

(1) Grants administered by the Hudson County Division of Welfare.

(2) The sources of WorkFirst NJ Grants are from two State Departments. To determine major programs, these grants were combined as follows:

* Denotes Major Program

COUNTY OF HUDSON
NOTES TO SCHEDULES OF EXPENDITURES OF
FEDERAL AWARDS AND STATE FINANCIAL ASSISTANCE
FOR THE YEARS ENDED DECEMBER 31, 2013 AND 2012

NOTE A. GENERAL

The County of Hudson, New Jersey (the “County”), received and continues to participate in numerous federal award and state financial assistance programs, in the form of grant cost reimbursements and revenue sharing entitlements. The County is the reporting entity for the grant programs received. Administration of the grant programs is performed by the various departments and outside offices of the County.

Accounting functions for the grants are performed by the County’s Department of Finance and Administration. Grant and program cash funds may be commingled with the County’s other funds provided each grant is accounted for separately within the County’s financial records.

Reporting

The accompanying schedules of expenditures of federal awards and state financial assistance present the activity of all federal and state programs of the County. All federal awards received directly from federal agencies or passed through other government agencies are included on the schedule of expenditures of federal awards. All state awards received directly from state agencies or passed through other government agencies are included on the schedule of expenditures of state financial assistance.

The information in these schedules is presented in accordance with the requirements of OMB Circular A-133, *Audits of States, Local Governments and Non-Profit Organizations* and the provisions of the New Jersey OMB Circular Letter 04-04, *Single Audit Policy for Recipients of Federal Grants, State Grants and State Aid Payments*. Federal awards provided to sub-recipients are treated as expenditures when paid.

NOTE B. BASIS OF ACCOUNTING

The accounting policies of the County conform to the accounting principles and practices prescribed by the Division of Local Government Services, Department of Community Affairs, State of New Jersey (the “Division”). Such principles and practices are designed primarily for determining compliance with legal provisions and budgetary restrictions and as a means of reporting on the stewardship of public officials with respect to public funds. Under this method of accounting, the County accounts for federal awards and state financial assistance through the following accounting practices which differ from those required by accounting principles generally accepted in the United States of America.

**COUNTY OF HUDSON
NOTES TO SCHEDULES OF EXPENDITURES OF
FEDERAL AWARDS AND STATE FINANCIAL ASSISTANCE**

FOR THE YEARS ENDED DECEMBER 31, 2013 AND 2012

NOTE B. BASIS OF ACCOUNTING (continued)

The County, in accordance with the Division's directive, fully realizes revenues and charges appropriations when grants are adopted by the governing body in the budget of the Current Fund. The revenues are charged and the receivable accounted for in the Federal and State Grant Fund. Appropriations are charged and the amount allotted for spending is accounted for as an appropriated reserve. Programs within the General Capital Fund and various Trust Funds are accounted for within the equivalent revenue and appropriation (or reserve) accounts for those respective funds. Expenditures are measured from payments charged directly to specific grant programs.

Local Contributions - Local matching contributions are required by certain federal and state grants. The amount or percentage of matching contributions varies with each program. Local matching contributions are raised in the Current Fund budget.

NOTE C. REPORTING ENTITY

The County, for purposes of the schedules of expenditures of federal awards and state financial assistance, includes all of the primary government as defined criteria established by the Governmental Accounting Standards Board.

NOTE D. PASS-THROUGH AWARDS

The County receives certain federal awards from pass-through awards of the state. The amounts received are commingled by the state with other funds and cannot be separately identified.

NOTE E. CONTINGENCIES

Entitlement to the funds is generally conditional upon compliance with terms and conditions of the grant agreements and applicable laws and regulations. Federal and state grants, entitlements and cost reimbursements are subject to financial and compliance audits by grantors.

NOTE F. MONITORING OF SUB-RECIPIENTS

Under the requirements of the Single Audit Act and State regulations, if the County, as a primary recipient, receives federal and state financial assistance and provides \$500,000 or more of such assistance to a sub-recipient in a fiscal year, the County is responsible for determining that the expenditures of federal and state monies passed through to sub-recipients are utilized in accordance with applicable laws and regulations.

COUNTY OF HUDSON
NOTES TO SCHEDULES OF EXPENDITURES OF
FEDERAL AWARDS AND STATE FINANCIAL ASSISTANCE
FOR THE YEARS ENDED DECEMBER 31, 2013 AND 2012

NOTE G. OTHER REPORTING REQUIREMENTS

Law Enforcement Trust Fund

The Hudson County Prosecutor's Office submits an annual financial report of the Law Enforcement Trust Fund (the "LETf") pursuant to the specific requirements by its oversight federal and state agencies. Included in the LETf are the proceeds of fund sharing from the federal and state agencies that are pooled with forfeitures obtained by the Office of the Prosecutor and local law enforcement agencies. The LETf is included in the County's Trust Fund.

Hudson County Division of Welfare

Certain grant programs noted in the schedules of expenditures of federal awards and state financial assistance are administered by the Hudson County Division of Welfare (the "agency"). Under criteria established by GASB, the agency is a component unit of the County. However, under accounting practices prescribed by the Division, the financial statements of the agency are not included with the County. All such programs are noted in the schedules of expenditures of federal awards and state financial assistance with the header "Hudson County Division of Welfare" and are also marked with the notation "(1)".

The financial statements of the agency have been prepared in accordance with the County Welfare Agency Accounting Manual, Ruling 12, published by the State of New Jersey, Department of Human Services, Division of Family Development. The accounting practices prescribed is a comprehensive basis of accounting other than accounting principles generally accepted in the United States of America. Under this basis of accounting revenues and expenditures are recorded on a cash basis.

In addition, Assistance Fund transactions after the first of each month are reflected in the subsequent month's activity. The Assistance Fund report reflects financial activity in each year for the period of December 2 of the prior year through December 1 of the Current Year.

**COUNTY OF HUDSON
SCHEDULE OF FINDINGS AND QUESTIONED COSTS
FOR THE YEAR ENDED DECEMBER 31, 2013**

Section I - Summary of Auditor's Results

Financial Statements

	Unmodified-as prescribed by NJ DLGS Adverse-according to GAAP	
Type of auditors report issued:		
Internal Control over Financial Reporting:		
1) Material weakness(es) identified?	Yes	✓ No
2) Significant deficiency(ies) identified?	Yes	✓ No
Noncompliance material to basic financial statements noted?	Yes	✓ No

Federal Awards

Type of auditor's report on compliance for major programs:

Unmodified for all major Federal programs.

Internal Control over Major Programs:		
1) Material weakness(es) identified?	✓ Yes	Finding 2013-001 No
2) Significant deficiency(ies) identified?	Yes	✓ No
Any audit findings disclosed that are required to be reported in accordance with Section 510(a) of OMB Circular A-133?	✓ Yes	Finding 2013-001 No

Identification of major Federal programs:

CFDA Number	Name of Federal Program or Cluster
14.218	Community Development Block Grant
20.205	Highway Planning and Construction
93.914	HIV Emergency Relief Formula and Supplemental Grant
93.045	Office on Aging - Area Plan Grant
93.778	Title XIX Grants
93.558	Temporary Assistance to Needy Families
93.563	Title IV-D Child Support and Paternity
10.551	Supplemental Nutrition Assistance Program (SNAP)

Dollar threshold used to distinguish between Type A and Type B Programs: \$ 3,000,000.00

Auditee qualified as low-risk auditee? Yes ✓ No

**COUNTY OF HUDSON
SCHEDULE OF FINDINGS AND QUESTIONED COSTS
FOR THE YEAR ENDED DECEMBER 31, 2013**

**Section I - Summary of Auditor's Results
(continued)**

State Financial Assistance

Type of auditor's report on compliance for major programs:

Unmodified for all major State programs except for the following, which are Qualified:

- Casino Revenue Fund - Senior Citizens and Disabled Residents Transportation Grant / Transcen
- Social Services for the Homeless, State Grant No. 100-054-7550-072

Internal Control over Compliance:

1) Material weakness(es) identified?	Yes	✓	No
2) Significant deficiency(ies) identified?	Yes	✓	No

Any audit findings disclosed that are required to be reported in accordance with NJ OMB 04-04, as amended?

	✓	Yes	Finding 2013-002
	✓	Yes	Finding 2013-003
			No

Identification of major State programs

State Grant Number	Name of State Program
760-046-4240-001	Comprehensive Alcoholism Services
100-054-7550-072	Social Services for the Homeless
100-054-7550-121 / 308	WFNJ - General Assistance / WFNJ - DFD
100-054-7570-073	Supportive Housing for Families (SAIF)
100-054-7550-125	Supplemental Security Income
N/A	Casino Revenue Fund - Senior Citizens/Disabled Residents Transportation (Transcend)
780-062-4545-005	WIA - Work First New Jersey
100-066-1500-007	Juvenile Justice Commission Grant

Dollar threshold used to distinguish between Type A and Type B Programs: \$ 792,717.02

**COUNTY OF HUDSON
SCHEDULE OF FINDINGS AND QUESTIONED COSTS**

FOR THE YEAR ENDED DECEMBER 31, 2013

Section II - Schedule of Financial Statement Findings

(This section identifies the significant deficiencies, material weaknesses, and instances of noncompliance related to the financial statements that are required to be reported in accordance with Chapter 5.18 of Government Auditing Standards.)

NONE NOTED

COUNTY OF HUDSON
SCHEDULE OF FINDINGS AND QUESTIONED COSTS (continued)
FOR THE YEAR ENDED DECEMBER 31, 2013

**Section III – Schedule of Federal Awards and State Financial Assistance –
Findings and Questioned Costs**

(This section identifies audit findings required to be reported by section .510(a) of Circular A-133 and New Jersey OMB Circular 04-04.)

Finding 2013-001

Material Weakness in Internal Control over Major Programs – Cash Management

- U.S. Department of Health and Human Services
Temporary Assistance to Needy Families – CFDA No. 93.558
Title IV-D Child Support and Paternity – CFDA No. 93.563
- Social Security Administration
Supplemental Security Income – CFDA No. 96.006

Criteria: Federal guidelines mandate that entity’s receiving federal funds shall minimize the amount of time which lapses between the drawdown of funds and the subsequent disbursement of such funds.

Condition: The County of Hudson, Division of Family Services, Department of Welfare (the “Division of Welfare”) did not comply with the cash management requirement for the Temporary Assistance for Needy Family Grant (TANF), Title IV-D Child Support and Paternity Grant and Supplemental Security Income Grant.

Questioned Costs: None.

Context: Review of drawdown policies and cash balances of the Division of Welfare indicated drawdowns are prepared in a standard recurring amount, as opposed to actual expenditures.

Effect: The Division of Welfare had excessive cash balances on hand during the year and at year end.

Cause: The Division of Welfare submitted and received drawdowns from the Department of Health and Human Services in excess of their immediate cash requirements for subsequent disbursements of funds.

COUNTY OF HUDSON
SCHEDULE OF FINDINGS AND QUESTIONED COSTS (continued)
FOR THE YEAR ENDED DECEMBER 31, 2013

**Section III – Schedule of Federal Awards and State Financial Assistance –
Findings and Questioned Costs**

Finding 2013-001 (continued)

Recommendation: The Division of Welfare should perform a monthly review of financial records to determine the amount of funds required to be drawn down to meet their immediate cash needs so no excessive cash balances are on hand.

Views of Responsible Officials of the County:

Steps have been taken to remedy this finding prior to the auditors completion of the Audit. The Department will also implement the auditor's recommendation to further assure that no excessive cash balances are on hand.

Because funds are drawn down on a monthly basis for next month's needs, an analysis has been performed that has determined the disbursements for each month in 2014 to date. From this analysis the current cash balance will be adjusted by not requesting additional funds until our balance is sufficient for the current month needs and a reserve of one month so as to cover any potential emergency. From then on we will only drawdown the disbursements of the current month. This will ensure that at any point in time we will maintain only enough funds for the month's cash needs and a month's reserve.

The policy of drawing down the same amount of funds each month will be discontinued.

Finding 2013-002

Noncompliance – Reporting

- N.J. Department of Human Services
Social Services for the Homeless – State Grant No. 100-054-7550-072
- N.J. Transit Corporation
Casino Revenue Fund - Senior Citizens and Disabled Residents Transportation Grant /
Transcend

Criteria: Grant Agreements for the Social Services for the Homeless grant and Transcend grant specify reports are to be submitted within 30 days and 45 days, respectively, from the end of the reporting period.

**COUNTY OF HUDSON
SCHEDULE OF FINDINGS AND QUESTIONED COSTS (continued)
FOR THE YEAR ENDED DECEMBER 31, 2013**

**Section III – Schedule of Federal Awards and State Financial Assistance –
Findings and Questioned Costs**

Finding 2013-002 (continued)

Condition: The County did not file Social Services for the Homeless grant and Senior Citizens and Disabled Residents Transportation / Transcend grant expenditure reports in a timely manner.

Questioned Costs: None.

Context: Review of submitted Social Services for the Homeless grant expenditure reports indicates three quarterly expenditure reports were not submitted within 30 days of quarter end. Review of submitted Transcend grant expenditure reports indicates nine monthly expenditure reports were not submitted within 45 days of month end.

Effect: Failure to submit quarterly reports is a compliance violation.

Cause: The cause could not be readily determined.

Recommendation: Social Services for the Homeless grant and Transcend grant expenditure reports should be submitted in accordance with applicable grant agreements.

Views of Responsible Officials of the County:

Social Service for the Homeless Grant: Expenditure reports were delayed due to various transitions within the Department of Health and Human Services. The Department has successfully filled the vacant position of Homeless Coordinator and expenditure reports will be submitted in a timely manner moving forward.

Transcend Grant: The program coordinator will meet with his supervisor the first Monday of the month at which time they will review the completed report due on the 15th and get it submitted to finance. If the report is not complete they will address the issues, get them resolved and have the report completed by the 15th as required.

COUNTY OF HUDSON
SCHEDULE OF FINDINGS AND QUESTIONED COSTS (continued)
FOR THE YEAR ENDED DECEMBER 31, 2013

**Section III – Schedule of Federal Awards and State Financial Assistance –
Findings and Questioned Costs**

Finding 2013-003

Noncompliance – Subrecipient Monitoring

- N.J. Department of Human Services
Social Services for the Homeless – State Grant No. 100-054-7550-072

Criteria: General Compliance Requirements require the monitoring of subrecipient activities to provide reasonable assurance that subrecipients administer awards in compliance with requirements.

Condition: Recipients of the County’s Social Services for the Homeless Grant are not all monitored for compliance with grant requirements.

Questioned Costs: None.

Context: The County could not provide evidence of subrecipient monitoring for five of eight subrecipients of its Social Services for the Homeless grant.

Effect: The County is not in compliance with general requirements regarding subrecipient monitoring.

Cause: The County did not monitor all subrecipients of its Social Services for the Homeless Grant.

Recommendation: The County should monitor all subrecipients of its Social Services for the Homeless Grant. Documentation supporting its monitoring of each subrecipient should be prepared and retained.

Views of Responsible Officials of the County:

The Department of Health and Human Services partners with the Division of Housing and Community Development and the Continuum of Care (CoC) Monitoring and Evaluation subcommittee to monitor homeless providers throughout the County. Specifically in contract year 2013, the committee chose to focus monitoring efforts on the homeless shelters across several grants. While desk audits and other internal reviews were conducted utilizing the Homeless Management Information Systems (HMIS) to track subrecipient expenditures and program compliance, this information was not formally incorporated into a report. However, the Department of Health and Human Services has now implemented subrecipient monitoring policies and procedures that will ensure sufficient subrecipient monitoring moving forward for all programs.

**COUNTY OF HUDSON
SUMMARY SCHEDULE OF PRIOR YEAR FINDINGS
AND QUESTIONED COSTS AS PREPARED BY MANAGEMENT**

FOR THE YEAR ENDED DECEMBER 31, 2013

Status of Prior Year Findings

(This section identifies the status of prior-year audit findings related to the basic financial statements and federal and state awards that are required to be reported in accordance with Chapter 6.12 of Government Auditing Standards, U.S. OMB Circular A-133 (Section .315 (a)(b) and New Jersey OMB's Circular 04-04.)

Finding 12-01: Material Weakness

Hudson County Division of Welfare (the "Agency")

Condition: Internal controls associated for the reporting of financial statements were deficient in many aspects:

- Reports WNFJ 205 and CSP 106 reflected the wrong beginning balances.
- Inadequate monitoring, analysis and surveillance of various accounts related to receipts, disbursements and actual opening and closing balances.
- Inconsistent disbursement of prior month receipts related to Child Support and Paternity Fund was evidenced for many months.
- No written evidence that bank reconciliations for all funds are being reviewed and approved.

Current Status: This finding has been corrected.

Finding 12-02: Material Weakness

Hudson County Division of Welfare (the "Agency")

Condition: The Agency was not properly monitoring cash balances within the respective bank accounts.

Current Status: This finding has been corrected.

**COUNTY OF HUDSON
GENERAL COMMENTS**

DECEMBER 31, 2013

**CONTRACTS AND AGREEMENTS REQUIRED TO BE ADVERTISED PER N.J.S.A. 40A:11-3
AND 11-4 ET. SEQ.**

N.J.S.A. 40A:11-3 states “When the cost or price of any contract awarded by the contracting agent in the aggregate does not exceed in a contract year the total sum of \$17,500, the contract may be awarded by a purchasing agent or other employee so designated by the governing body when so authorized by ordinance or resolution, as appropriate to the contracting unit, without public advertising for bids, except that the governing body of any contracting unit may adopt an ordinance or resolution to set a lower threshold for the receipt of public bids or the solicitation of competitive quotations. If a purchasing agent has been appointed, the governing body of the contracting unit may establish that the bid threshold may be up to \$25,000 or the threshold amount adjusted by the Governor pursuant to subsection c. of this section. Such authorization may be granted for each contract or by a general delegation of the power to negotiate and award such contracts pursuant to this section.”

The current threshold amount as adjusted by the Governor is \$36,000. The County has appointed a Qualified Purchasing Agent and has passed a resolution raising its bid threshold to the maximum allowable amount of \$36,000.

N.J.S.A. 40A:11-4 states “Every contract awarded by the contracting agent for the provision or performance of any goods or services, the cost of which in the aggregate exceeds the bid threshold, shall be awarded only by resolution of the governing body of the contracting unit to the lowest responsible bidder after public advertising for bids and bidding therefor, except as is provided otherwise in this act or specifically by any other law. The governing body of a contracting unit may, by resolution approved by a majority of the governing body and subject to subsections b. and c. of this section, disqualify a bidder who would otherwise be determined to be the lowest responsible bidder, if the governing body finds that it has had prior negative experience with the bidder.”

The governing body of the County has the responsibility of determining whether the expenditures in any category will exceed \$36,000 within the fiscal year. Where questions arise as to whether any contract or agreement might result in a violation of the Statute, the opinion of County Counsel should be sought before a commitment is made.

**COUNTY OF HUDSON
GENERAL COMMENTS**

DECEMBER 31, 2013

**CONTRACTS AND AGREEMENTS REQUIRED TO BE ADVERTISED PER N.J.S.A. 40A:11-3
AND 11-4 ET. SEQ. (continued)**

The minutes indicate that bids were requested by public advertisement and contracts awarded for the following items:

- Drum Brush Chipper with Trailer
- 2013 Ford E-350 Super Duty Cutaway DRW Vehicle
- 4500 Gallon Fuel Tanker with Dual Pumping System
- Alarm Systems Maintenance
- Aluminum Rescue "JON" Boats & Boat Trailer
- Aquatic Services in County Parks
- Auctioneer's Service
- Automobile Parts
- Baseball Diamond Clay to be Used in Various County Parks
- Bituminous Concrete
- Blinding Service
- Canvas Shoes, Sandals and Work Boots for Correctional Center
- Coffee Mugs for the H.C. Correctional Center
- Collapsible 4-Ball Hook Strips with Shelf
- Copier Paper
- Dual Axle Trailer for Training & Firearms Qualifications
- 8 Proguard S4705 Unit Rear Cargo Barriers
- Electrical Service
- Envirobrine Liquid Melting Agents & Dispensing System Parts
- Two Stage Snowblowers and Debris Blowers
- Exterminating Service
- Filters for Air Handler Units
- Fire Extinguishers, Purchase, Inspection, Tagging and Refillings
- Flags & Flagholders
- Four (4) 2013 White Police Interceptors SUV's
- Four (4) New 2013 Medstat MS 250 Off-Road Ambulances
- Fuji Films
- Furnish & Install Glass
- GMC Trucks - Parts & Services
- Grass, Wildflower & Other Seeds
- Retaining Wall Restoration, 595 Newark Ave
- Improvements to Columbus Bridge Median at Journal Square
- Improvements to JFK Boulevard, Willow Ave and 32nd St
- Meadowview Campus Prosecutor Parking Lot Phase VII
- Stephen R. Gregg, Bayonne Park-Dog Run
- Industrial Supplies
- Intersection Improvements to Package "T"
- Intersection Improvements-Package U
- Janitorial Supplies
- L.E.D. Lamps & Lamp Parts For Traffic Signals
- Landscape Equipment
- Licensing Agreement - Sale of Ice Cream and Ice at County Parks
- Locks & Lock Repair
- Lumber & Supplies
- Maintenance & Repair of HVAC Units & Systems
- Maintenance of County Vehicles
- Maintenance of Overhead Doors
- Maintenance of Radio Equipment
- Maintenance Service - Quantum X-Ray and Digitizer
- Basketball Shoes - Juvenile Detention Center
- 93 Affinity VC13 Task/Conference Mesh Back Chairs
- Office Supplies (Cover to Cover)
- Digital Radiographic System
- Pharmaceutical Services for Meadowview & Chest Clinic
- Plumbing Supplies
- Police Equipment & Supplies
- Printing Letterhead, Envelopes & Business Cards
- Primary High Speed Internet Access To the County of Hudson
- Recovery Services for the Paper Documents & Records
- JFK Blvd Concrete Arch - East End of 76th Street
- Repair Cell Doors & Cell Door Jambes
- Replacement of Damaged Steam Piping & Electrical Equipment
- Rock Salt - On Line Auction
- Roof Maintenance for All County Buildings
- Sewer Replacement and Eight Shower Stalls Installations
- Shelving System for the Juneau Building
- 67 Food Slot Patented Access Control System on Cell Doors
- Solar Salt, Calcium & Magnesium Chloride
- Special Printing for Various Hudson County Departments
- Specialized Extermination Services for Bed Bugs
- Standby Generators & Switches Maintenance
- Synthetic Turf Repair -Lincoln Park Little League Field No. 12
- Synthetic Turf Repair - H. Sandy, Fields Nos. 10 & 11
- Telephone Language Interpretation Services
- Three (3) 2013 Freightliner M2 106 Tractor Trucks
- Top Soil for County Parks
- Total Temperature Control
- Traffic Control Signal System Parts and Equipment Controller
- Tree Trimming & Removal
- 12 Magnum MMG 100 Generators
- Two Black Police Interceptor SUV's
- Two Military Cargo Trucks
- Two GMC Canyon Extended Cab 4WD Work Trucks
- Various Security Equipment
- Washers & Dryers Correctional & Juvenile Detention Centers
- X-Ray (Portable), Ultrasound & EKG Mobile Services

**COUNTY OF HUDSON
GENERAL COMMENTS**

DECEMBER 31, 2013

CONTRACTS AND AGREEMENTS REQUIRED TO BE ADVERTISED PER N.J.S.A. 40A:11-3 AND 11-4 ET. SEQ.

Inasmuch as the system of records did not provide for an accumulation by categories of payments for the performance of any work or the furnishing or hiring of any materials or supplies, the results of such an accumulation could not be reasonably ascertained. Disbursements were reviewed, however, to determine whether any clear-cut violations existed.

Our examination of expenditures did not reveal any individual payments, contracts or agreements in excess of \$36,000, "for the performance of any work, or the furnishing of any materials, supplies or labor, or the hiring of teams or vehicles," other than those for which bids had been previously sought by public advertisements or for which a resolution had been previously adopted under the provision of N.J.S.A. 40A:11-6.

CONTRACTS AND AGREEMENTS EXCEPTED FROM PUBLIC ADVERTISEMENT FOR BIDS PER N.J.S.A. 40A:11-5, et seq., 40A:11-6.1(b) AND 40A:11-12

N.J.S.A. 40A:11-12 states: "Any contracting unit under this act [the County] may without advertising for bids, or having rejected all bids obtained pursuant to advertising therefore, purchase any goods or services under any contract or contracts for such goods or services entered into on behalf of the State by the Division of Purchase and Property in the Department of the Treasury."

When utilizing state contracts, as the contracts are commonly referred to, the County is required to place its order with the vendor offering the lowest price, including delivery charges, that best meets the County's requirements, and is also required to document such with specificity prior to placing the order.

**COUNTY OF HUDSON
GENERAL COMMENTS**

DECEMBER 31, 2013

**CONTRACTS AND AGREEMENTS EXCEPTED FROM PUBLIC ADVERTISEMENT FOR
BIDS PER N.J.S.A. 40A:11-5, et seq., 40A:11-6.1(b) AND 40A:11-12 (continued)**

The minutes indicate that resolutions were adopted authorizing the awarding of contracts or agreements for “state contracts” per N.J.S.A. 40A:11-12 as follows:

- 2 Ford F-350 Trucks and 2 Ford Interceptor SUV's
- Data Switches to be Installed at County Plaza
- Additional Lights for (6) New Ford Interceptor SUV's
- Ammunition and Weapons
- Annual Copier Maintenance
- Application Extender (Archival Tool) Maintenance Contract Renewal
- Arts and Crafts Supplies
- Asbestos Safety Control Monitoring
- Automobile Tires
- AXON Flex Body Camera System
- Bid Portal Renewal Contract
- Blankets
- Body Armor
- Camera Mounts and Carrying Cases
- CBRNE Canisters
- Cellular Telephone Service and Equipment
- Chassis Truck Repairs, Labor and Parts
- Chevrolet Impala Police Unmarked Unit juvenile GPS Program
- Compressed Gas
- Copier Maintenance, Repairs, Parts and Supplies
- Microsoft Volume License Agreement Renewal
- Virtual Application Launcher License Renewal
- Crash Investigation Vehicle Equipment
- Data Switches to Connect Virtual Host and Network Core Host
- DNA Testing
- Ear Pieces for Radio Transmissions
- Electrical Supplies and Equipment
- Emergency Lighting Equipment for Vehicles
- Remote Data Access Equipment - OEM Vehicle
- Fencing
- Filing System Maintenance Agreement
- UPS Support Application if Power Becomes Unavailable
- Foreclosure Portal Development Project
- Forensic Laboratory Supplies
- Fuel Oil #2 (Diesel)
- Fuel Oil #2 (Heating)
- Fuel Tank Repairs and Service
- Furnish & Install Fiber Optic Cable in a Portion of Bayonne Park
- Furniture for Adult Medicaid Unit
- Gasoline (87 Octane)
- GC/MS Instruments Service Support Contract Renewal
- Handcuffs, Leg Irons, Belly Chains and Ammunition
- Industrial Supplies and Equipment
- Door Access Readers and Alarms
- Kronos Annual Maintenance Agreement
- Laptop
- Lateral File/Bookcase
- Laundry Detergent
- Lifeline AED Defibrillators to be utilized in Vehicles
- Lockers for Men and Women
- Mailroom Equipment and Maintenance Agreement
- Heavy Duty Vehicles Repairs
- Maintenance Contract - UPS Equipment
- Maintenance Contract for Video Conference Equipment
- Contract Renewal - NICE Vision Security Camera System
- Maintenance Contract Renewal for Wireless Equipment
- Maintenance Renewal for County's Data Backup Software
- Managed Print Services
- Microcomputers, Workstations and Associated Products
- Microsoft Premier Support Services Renewal
- MSA Headset for Special Operations Group
- Network Access and Software Maintenance Agreement
- Copy Machines
- Equipment for Special Operations Group

**COUNTY OF HUDSON
GENERAL COMMENTS**

DECEMBER 31, 2013

**CONTRACTS AND AGREEMENTS EXCEPTED FROM PUBLIC ADVERTISEMENT FOR
BIDS PER N.J.S.A. 40A:11-5, et seq., 40A:11-6.1(b) AND 40A:11-12 (continued)**

(continued from previous page)

- NiceVision Software Upgrade
- Office Furniture
- Office Supplies
- Whirlpool Upright Freezer
- Maintenance - Automated License Plate Reader
- Online Tax Assessment Appeals Filing System
- Overhead Storage Unit
- Parks and Playground Equipment
- Parts & Repair for Lawn & Grounds Equipment
- Parts and Repair for Roads Maintenance Equipment
- Personal Protective Equipment
- Photoshop Software
- Police Equipment and Supplies
- Primary Internet Firewall Maintenance Contract Renewal
- Printer Network Replacement Cards
- Prisoner Transport Van
- Protective Clothing and Equipment
- Protective Masks to be used for Training
- Eyemetric Identity System
- Ford E350 Van, Police Utility Vehicle, 2 Interceptor Sedans
- On-Line Interactive Mapping Initiative
- Ten Panasonic Tough Books to be used by Patrol Unit
- 8 Streamlight 44450 LED Lights
- Equipment - Police Unmarked Unit
- Server Cluster for Juneau Building
- One Mobile Automated License Plate Reader
- 8 Printers and Laser jet Toners
- CBRNE Filter Canisters for Millennium Gas Masks
- Computers, Laptops and Monitors
- Fiberglass Gain Antennas for Kearny Town Hall
- Navigational and Rescue Equipment - Fire Boat
- Software Application to Allow Large Files to be Emailed
- Software License to Maintain High Speed Interoperability
- Sporting Goods
- Street Signs
- Stretchers and Wheelchairs with IV Poles for County Hospitals
- Supplies Needed for Firearms
- Supplies to be used in Forensic Laboratory
- Tactical Equipment and Hand Held Metal Detectors
- Ten (10) Passenger Prisoner Transports
- Toyota Prius Plug-In Hybrid Vehicle
- Chairs
- Ford Explorer SUVs
- Diesel Ford F450 Utility Vehicle
- 7 Mobile Camera Systems
- 72 Televisions
- Defibrillators, Ophthalmoscopes, Otosopes and Exam Lights
- 12 Mobile Generators to be Distributed to County Municipalities
- 12 Outboard Boat Motors
- Two Postage Machines, Mailroom Equipment Maintenance
- Televisions, Monitors for Communications and Camera Room
- 3 White and 4 Black 2014 Ford Police Interceptors
- Two (2) Breaching Kits
- Radio Communication Service and Equipment Contract
- Records Information Management System Meeting Manager
- Recreational Supplies
- Redundant Email Load Balancer
- Redundant Firewall Device
- Redundant Web Filter
- Releasable Modular Vests with Ballistic Package
- Removal of Tank Sensor Cable
- Renewal of SPAM Filter Software
- Repair and Replace Damaged Equipment Due to H. Sandy
- Repairs for Heavy Duty Vehicles
- Repairs to Wireless Links
- Replacement of 41 Computers - Sandy Losses
- Replacement Parts - Firearms
- Road Material, Supplies and Service
- RSA Secure Care License Renewal, RSA Token Key Fobs
- Safety Vests and First Aid Kits
- Security Software License Renewal
- Six (6) Flashlights with Chargers and Holsters for Tactical use
- Uniforms
- Updating of County Website
- Upgrade CCTV and NICE System
- Vehicle Police Equipment for Prisoner Transport Van
- Vehicle Repairs
- Video Conference Maintenance Equipment
- Video Insight License Renewal
- Virtual Server, Workstation License and Maintenance Renewal
- Wall-Mounted Cases for SCBA
- Truck Repairs and Parts

**COUNTY OF HUDSON
GENERAL COMMENTS**

DECEMBER 31, 2013

CONTRACTS AND AGREEMENTS EXCEPTED FROM PUBLIC ADVERTISEMENT FOR BIDS PER N.J.S.A. 40A:11-5, et seq., 40A:11-6.1(b) AND 40A:11-12 (continued)

N.J.S.A. 40A:11-5.1(a)(i) states: “Any contract the amount of which exceeds the bid threshold, may be negotiated and awarded by the governing body without public advertising for bids and bidding therefor and shall be awarded by resolution of the governing body if the subject matter thereof consists of professional services. The governing body shall in each instance state supporting reasons for its action in the resolution awarding each contract and shall forthwith cause to be printed once, in the official newspaper, a brief notice stating the nature, duration, service and amount of the contract, and that the resolution and contract are on file and available for public inspection in the office of the clerk.”

The minutes indicate that resolutions were adopted and advertised authorizing the awarding of contracts or agreements for “professional services” per N.J.S.A. 40A:11-5 as follows:

- Engineering Services - Lincoln Park Storage Building
- Underwriting Services (Various)
- Outside Legal Services (Various)
- Engineering Services - Single Span Arch
- Bond Counsel
- Ryan White HIV/AIDS Quality Management Services
- Legal Services - Condemnation and Eminent Domain
- Emergency Medical Dispatching Services
- Comprehensive Clinical Consulting Services
- Certified Court Reporting Services
- Youth Shelter Operation Services
- Engineering Services - Sinatra Drive Platforms
- Environmental Engineering Services
- General Real Estate Appraiser
- County Audit
- Licensed Sewage Plant and Collection System Operator
- Engineering Services - Admin. Annex Building Modernizations
- Consulting and Media Relations Services
- Electrical and Mechanical Engineering Services
- Psychological Fitness Evaluations
- Medical Examinations of Applicants
- Legal Services - Labor and Employment Issues
- Pension Fund Investment Counsel
- Residential Substance Abuse Treatment Program
- Licensed Site Remediation Professional

CONTRACTS AND AGREEMENTS EXCEPTED FROM PUBLIC ADVERTISEMENT FOR BIDS PER N.J.S.A. 40A:11-5, et seq., 40A:11-6.1(b) AND 40A:11-12 (continued)

N.J.S.A. 40A:11-6.1(b) states: “When in excess of the bid threshold, and after documented effort by the contracting agent [the County] to secure competitive quotations, a contract for extraordinary unspecifiable services may be awarded upon a determination in writing by the contracting agent that the solicitation of competitive quotations is impracticable. Any such contract shall be awarded by resolution of the governing body.” N.J.S.A. 40A:11-5.1(a)(ii) further states: “The governing body shall in each instance state supporting reasons for its action in the resolution awarding each [extraordinary unspecifiable service] contract and reasons for its action in the resolution awarding each contract and shall forthwith cause to be printed...a brief notice of the award of such contract.”

**COUNTY OF HUDSON
GENERAL COMMENTS**

DECEMBER 31, 2013

CONTRACTS AND AGREEMENTS EXCEPTED FROM PUBLIC ADVERTISEMENT FOR BIDS PER N.J.S.A. 40A:11-5, et seq., 40A:11-6.1(b) AND 40A:11-12 (continued)

N.J.S.A. 40A:11-5.1(a)(ii) further states: "The governing body shall in each instance state supporting reasons for its action in the resolution awarding each [extraordinary unspecifiable service] contract and reasons for its action in the resolution awarding each contract and shall forthwith cause to be printed...a brief notice of the award of such contract."

The notice shall be printed once, in the official newspaper, a brief notice stating the nature, duration, service and amount of the contract, and that the resolution and contract are on file and available for public inspection in the office of the clerk.

The minutes indicate that resolutions were adopted and advertised authorizing the awarding of contracts or agreements for "extraordinary unspecifiable services" per N.J.S.A. 40A:11-6.1(b) as follows:

- Hudson County Wellness Discount Program
- Repair of X-Ray Machines
- Grandmother Program - Assist Troubled Families and Stabilize Homes
- Promoting, Encouraging and Assisting the Industrial, Commercial and Economic Development in Hudson County
- Funding Development Services to Explore Philanthropic Direct Funding and In-Kind Services For Recreation, Cultural, Youth and Senior Activities
- Training of 8 Foster Care "Grandmothers"

CONTRACTS AND AGREEMENTS EXCEPTED FROM PUBLIC ADVERTISEMENT FOR BIDS PER N.J.S.A. 40A:11-5, et seq., 40A:11-6.1(b) AND 40A:11-12 (continued)

There are additional exceptions noted in N.J.S.A. 40:11-5, et seq., which for contracts which may be negotiated and awarded by resolution of the governing body without public advertising for bids. The County has also awarded contracts under other exceptions noted in N.J.S.A. 40A:11-5 and elsewhere as including:

- N.J.S.A. 40A:11-5.(1).(g), the acquisition, subject to prior approval of the Attorney General, of special equipment for confidential investigation;
- N.J.S.A. 40A:11-5.(1).(l), those goods and services necessary or required to prepare and conduct an election;
- N.J.S.A. 40A:11-5.(1).(m), Insurance, including the purchase of insurance coverage and consultant services, which exception shall be in accordance with the requirements for extraordinary unspecifiable services;

**COUNTY OF HUDSON
GENERAL COMMENTS**

DECEMBER 31, 2013

CONTRACTS AND AGREEMENTS EXCEPTED FROM PUBLIC ADVERTISEMENT FOR BIDS PER N.J.S.A. 40A:11-5, et seq., 40A:11-6.1(b) AND 40A:11-12 (continued)

- N.J.S.A. 40A:11-5.1 (q), library and educational goods and services;
- N.J.S.A. 40A:11-5.(1).(dd), the provision or performance of goods or services for the support or maintenance of proprietary computer hardware and software, except that this provision shall not be utilized to acquire or upgrade non-proprietary hardware or to acquire or update non-proprietary software;
- N.J.S.A. 52:34-10.6(a), notwithstanding the provisions of any law to the contrary, any purchase by the State or by a State agency or local government unit of equipment, goods or services related to homeland security and domestic preparedness, that is paid for or reimbursed by federal funds awarded by the U.S. Department of Homeland Security or other federal agency, may be made through the receipt of public bids or as an alternative to public bidding and subject to the provisions of this section, through direct purchase without advertising for bids or rejecting bids already received but not awarded (c) Purchases made without public bidding shall be from vendors that shall either (1) be holders of a current State contract for the equipment, goods or services sought, or (2) be participating in a federal procurement program established by a federal department or agency, or (3) have been approved by the State Treasurer in consultation with the New Jersey Domestic Security Preparedness Task Force. All homeland security purchases herein shall continue to be subject to all grant requirements and conditions approved by the State administrative agency.

CONTRACTS AND AGREEMENTS EXCEPTED FROM PUBLIC ADVERTISEMENT FOR BIDS PER N.J.S.A. 40A:11-6, et seq.

Any contract may be negotiated or awarded for a contracting unit without public advertising for bids and bidding therefor, notwithstanding that the contract price will exceed the bid threshold, when an emergency affecting the public health, safety or welfare requires the immediate delivery of goods or the performance of services; provided that the awarding of such contracts is made in the following manner:

- a. The official in charge of the agency wherein the emergency occurred, or such other officer or employee as may be authorized to act in place of that official, shall notify the purchasing agent, a supervisor of the purchasing agent, or a designated representative of the governing body, as may be appropriate to the form of government, of the need for the performance of a contract, the nature of the emergency, the time of its occurrence and the need for invoking this section. If that person is satisfied that an emergency exists, that person shall be authorized to award a contract or contracts for such purposes as may be necessary to respond to the emergent needs. Such notification shall be reduced to writing and filed with the purchasing agent as soon as practicable.

**COUNTY OF HUDSON
GENERAL COMMENTS**

DECEMBER 31, 2013

CONTRACTS AND AGREEMENTS EXCEPTED FROM PUBLIC ADVERTISEMENT FOR BIDS PER N.J.S.A. 40A:11-6, et seq. (continued)

- b. Upon the furnishing of such goods or services, in accordance with the terms of the contract, the contractor furnishing such goods or services shall be entitled to be paid therefor and the contracting unit shall be obligated for said payment. The governing body of the contracting unit shall take such action as shall be required to provide for the payment of the contract price.

The minutes indicate that resolutions were adopted and advertised authorizing the awarding of contracts or agreements for “emergency contracts” per N.J.S.A. 40A:11-6 as follows:

- H. Sandy - Flood Cleanup of Mechanical and Electrical Equipment
- H. Sandy - Emergency Temporary Boiler - Correctional Center
- H. Sandy - Route 508 Pump Station Repairs and Remediation of Pumping
- H. Sandy - Services of Licensed Electricians
- H. Sandy - Roof Clapping Repair - Meadowview Hospital
- H. Sandy - Remediation of Electrical Components at Hudson-Essex Joint Bridges

CONTRACTS AND AGREEMENTS ENTERED INTO BY JOINT AGREEMENTS FOR THE PROVISION OF GOODS AND SERVICES PER N.J.S.A. 40A:11-10

N.J.S.A. 40A:11-10(a)(1) states “ The governing bodies of two or more contracting units may provide by joint agreement for the provision and performance of goods and services for use by their respective jurisdictions...(c) Such agreement shall be entered into by resolution adopted by each of the participating bodies and boards, which shall set forth the categories of goods or services to be provided or performed, the manner of advertising for bids and of awarding of contracts, the method of payment by each participating body and board, and other matters deemed necessary to carry out the purposes of the agreement. (d) Each participating body's and board's share of expenditures for purchases under any such agreement shall be appropriated and paid in the manner set forth in the agreement and in the same manner as for other expenses of the participating body and board.” The minutes indicate that resolutions were adopted authorizing the awarding of contracts or agreements for “cooperative pricing systems contracts” per N.J.S.A. 40A:11-10 as follows:

- Demand Curtailment Program
- Two Toro Workman Vehicles and Grounds Equipment
- Emergency Medical Needs Supplies and Equipment
- Two Turf Sweepers
- Upgrade - Redundant Software and Increased Capacity
- Web ID Capture Station

**COUNTY OF HUDSON
GENERAL COMMENTS**

DECEMBER 31, 2013

PURPOSES FOR WHICH COMPETITIVE CONTRACTING MAY BE USED BY LOCAL UNITS N.J.S.A. 40A:11-4.1-4.5

N.J.S.A. 40A:11-4.1 states “Notwithstanding the provisions of any law, rule or regulation to the contrary, competitive contracting may be used by local contracting units in lieu of public bidding for procurement of specialized goods and services the price of which exceeds the bid threshold, for...” The minutes indicate that resolutions were adopted authorizing the awarding of contracts or agreements for “competitive contracting” per N.J.S.A. 40A:11-4.1b(2) as follows:

- Ryan White HIV/AIDS Funded Services
- Social Services for the Homeless Funded Services
- Project CAARE (Peer Grouping) Funded Services

EXPENDITURE LESS THAN BID THRESHOLD, BUT 15% OR MORE OF THAT AMOUNT PER N.J.S.A. 40A:11-6.1

N.J.S.A. 40A:11-6.1 states: “For all contracts that in the aggregate are less than the bid threshold but 15 percent or more of that amount, except for paragraph (a) of subsection (1) of section 5 of P.L. 1971, c.198 (C.40A:11-5) concerning professional services and paragraph (b) of that subsection concerning work by employees of the contracting unit, the contracting unit shall award the contract after soliciting at least two competitive quotations, if practicable.” The County advised us that quotations were, for the most part, solicited for items, the cost of which was \$5,400 or more, within the terms of N.J.S.A. 40A:11-6.1.

CHANGE ORDERS EXCEEDING 20 PERCENT OF ORIGINALLY AWARDED CONTRACT PRICE

Change orders exceeding the originally awarded contract price by more than 20% are allowed only in limited instances. The authorization process requires a resolution of the governing body and an affidavit of publication for notice in an officially designated newspaper of the entity. The County has certified in its 2013 budget the following change orders which exceeded 20% of the originally awarded contract during 2012:

1. NONE

**COUNTY OF HUDSON
COMMENTS AND RECOMMENDATIONS**

DECEMBER 31, 2013

Finding 1: The County is required by N.J.A.C. 5:30-5.6 to establish and maintain a physical inventory of fixed assets of nonexpendable, tangible property. The County’s master physical inventory listing is incomplete for assets acquired prior to 2006.

In an effort to comply with N.J.A.C. 5:30-5.6, the County has begun the process of reviewing acquisition and disposal records of prior years to update the fixed assets inventory. In addition, the County’s recently upgraded accounting software provides added functions which the County feels will assist in fixed assets record management.

Recommendation: The County should establish and maintain a physical inventory of fixed assets as defined by N.J.A.C. 5:30-5.6.

This finding is repeated from the prior year.

Finding 2: The County financed Ordinance No. 268-06-2006 in excess of the amount authorized. Green Acres Loans of \$1,150,000 and \$950,000 were received in 2013 and 2012, respectively. In December 2013, subsequent to the date of these loan receipts, the County renewed the project’s bond anticipation notes in full and did not take the loan proceeds into consideration, resulting in excess funding of \$2,100,000 as noted in the table below.

Ordinance Date	Ordinance Number	Debt Authorized	Funded By:		Amount Issued in Excess
			State Loans	Notes Renewed Dec. 6, 2013	
June 22, 2006	268-06-2006	\$ 3,400,000.00	\$ 2,350,000.00	\$ 3,150,000.00	\$ (2,100,000.00)
			Bayonne Gregg Park Loan (Feb. 23, 2009)	\$ 250,000.00	
			Laurel Hill Park (Dec. 20, 2012)	950,000.00	
			Multi-Park Loan (Aug. 19, 2013)	1,150,000.00	
				\$ 2,350,000.00	

Recommendation: The County should take into consideration loans and other financing received when notes are renewed. The notes issued to fund Ordinance No. 268-06-006 should be reduced at maturity for loan proceeds received.

**COUNTY OF HUDSON
COMMENTS AND RECOMMENDATIONS**

DECEMBER 31, 2013

Finding 3: Testing of health benefits indicated (a) one instance in which an individual on the health benefits bill was not noted on County payroll records and (b) three instances in which terminated employees were not timely removed from the health benefits billing. These three employees were removed three, four and five months after termination.

Recommendation: The County should review health benefit billings to make certain terminated employees are removed timely and the bill only includes County employees entitled to benefits.

Corrective Action

In accordance with regulations promulgated by the Single Audit Act and the Division of Local Government Services, all counties are required to prepare and submit to the Division of Local Government Services, a Corrective Action Plan with regard to audit deficiencies. This plan must be approved by formal resolution of the governing body and submitted within 60 days from the date the audit is received.

Status of Prior Years' Audit Recommendations

A review was performed on all prior year's recommendations. With the exception of those findings noted as being repeated from the prior year, corrective action was taken on all prior year recommendations.

We noted certain other matters that we reported in the accompanying schedule of findings and questioned costs section of this report. Such matters are required to be reported under *Government Auditing Standards*, U.S. OMB Circular A-133, *Audits of States, Local Governments, and Non-Profit Organizations* and N.J. OMB Circular 04-04, *Single Audit Policy for Recipients of Federal Grants, State Grants and State Aid*
