

COUNTY OF HUDSON
NEW JERSEY

REPORT OF AUDIT

FOR THE YEAR ENDED
DECEMBER 31, 2023

**COUNTY OF HUDSON
REPORT OF AUDIT
DECEMBER 31, 2023**

TABLE OF CONTENTS

	<u>PAGE</u>	<u>EXHIBIT</u>	<u>TABLE</u>	<u>SCHEDULE</u>
<u>FINANCIAL SECTION</u>				
Independent Auditor's Report	1			
Financial Statements - Regulatory Basis				
Current Fund				
Comparative Balance Sheets	4	A		
Comparative Statements of Operations and Changes in Fund Balance	5	A-1		
Statement of Revenues	6	A-2		
Analysis of Non-Budget Revenues	9	A-2a		
Statement of Appropriations	10	A-3		
Trust Fund				
Comparative Balance Sheets	17	B		
General Capital Fund				
Comparative Balance Sheets	18	C		
Comparative Statements of Changes in Fund Balance	19	C-1		
Affordable Housing Utility Funds				
Comparative Balance Sheets	20	D		
Comparative Statements of Operations and Changes in Fund Balance	21	D-1		
Statement of Revenues	22	D-2		
Statement of Appropriations	23	D-3		
General Fixed Assets				
Statement of General Fixed Assets	24	E		
Notes to Financial Statements				
Note 1. Summary of Significant Accounting Policies	25			
Note 2. Cash and Cash Equivalents	31			
Note 3. Property Taxes Receivable and Property Tax Calendar	32			
Note 4. County Debt	33			
Note 5. Fund Balances Appropriated	56			
Note 6. Retirement Systems and Deferred Compensation	57			
Note 7. Post-Employment Benefits	66			
Note 8. Compensated Absences	69			
Note 9. Risk Management	69			
Note 10. Fixed Assets	69			
Note 11. Interfund Transactions	70			
Note 12. Commitments and Contingencies	71			
Note 13. Subsequent Events	77			

STATISTICAL SECTION (UNAUDITED)

Roster of Officials	79			
Statistical Tables				
Five-Year History of Tax Levies and Collections	80		1	
Five-year History of Net Valuations as Equalized	80		2	
Five-Year History of County Taxes as Apportioned	80		3	
Five-Year History of Governmental Realized Revenues	81		4	
Five-Year History of Governmental Expenditures	82		5	
Five-Year History of County Purpose Tax Levy	83		6	
Five-Year Summary of County Debt	84		7	
Five-Year History of Ratio of General Obligation Bonded Debt Service to Expenditures and Revenue	85		8	

SUPPLEMENTARY INFORMATION
FUND FINANCIAL SCHEDULES

Fund Financial Schedules - Regulatory Basis				
Current Fund Schedule of:				
Cash and Cash Equivalents	86	A-4		
Cash - Change Funds	87	A-5		
Cash - Petty Cash	87	A-6		
County Tax Levy	88	A-7		
Added and Omitted Taxes Receivable	89	A-8		

COUNTY OF HUDSON
REPORT OF AUDIT
DECEMBER 31, 2023

TABLE OF CONTENTS

SUPPLEMENTARY INFORMATION
FUND FINANCIAL SCHEDULES

	<u>PAGE</u>	<u>EXHIBIT</u>	<u>TABLE</u>	<u>SCHEDULE</u>
Fund Financial Schedules - Regulatory Basis				
Current Fund Schedule of:				
Revenue Accounts Receivable	90	A-9		
Interfunds	91	A-10		
Appropriation Reserves	92	A-11		
Contracts and Commitments Payable	96	A-12		
Due to State of New Jersey	97	A-13		
Reserve for County College (EFA) Interest	98	A-14		
Reserve for Forfeited Bail	98	A-15		
Reserve for Tax Rebate on Capital Investments	99	A-16		
Reserve for Unclaimed Property	99	A-17		
Reserve for Hudson County Schools of Technology - Summer Youth Program	100	A-18		
Encumbrances Payable	100	A-19		
Prepaid Revenues	101	A-20		
Compensated Absences	102	A-21		
Consumer Protection Settlements	102	A-22		
Federal and State Grant Fund Schedule of:				
Due from Current Fund	103	A-23		
Federal and State Grants Receivable	104	A-24		
Reserve for Federal and State Grants - Appropriated	115	A-25		
Reserve for Federal and State Grants - Unappropriated	127	A-26		
Trust Fund Schedule of:				
Cash and Cash Equivalents	128	B-1		
Reserve for Encumbrances	129	B-2		
Interfunds	130	B-3		
Reserve for Dedicated Revenues	131	B-4		
Reserve for Motor Vehicle Fines	133	B-5		
Reserve for Self Insurance Fund	134	B-6		
Reserve for State Unemployment Insurance Fund	135	B-7		
Reserve for Confiscated Cash Seized on Arrest	135	B-8		
Other Cash Reserves	136	B-9		
Reserve for Accumulated Absences	136	B-10		
Reserve for County Open Space	137	B-11		
Community Development Programs Accounts Receivable	138	B-12		
Reserve for Community Development Programs	140	B-13		
General Capital Fund Schedule of:				
Schedule of Cash and Cash Equivalents	142	C-2		
Analysis of Cash and Cash Equivalents	143	C-3		
Road Aid Allotment Receivable	146	C-4		
Federal Grants Receivable	147	C-5		
Due from State of New Jersey - Green Acres Program II	148	C-6		
Deferred Charges to Future Taxation - Funded	148	C-7		
Deferred Charges to Future Taxation - Unfunded	149	C-8		
Analysis of Ending Balance	150	C-8A		
Reserve for Youth Consultation Services	151	C-9		
Retained Percentages Due Contactor	151	C-10		
Reserve for Preliminary Expense	152	C-11		
Interfunds	153	C-12		
Improvement Authorizations	154	C-13		
Contracts Payable	157	C-14		
Capital Improvement Fund	157	C-15		
Reserve for State Road Aid Allotments	158	C-16		
Reserve for Payment of Debt	158	C-17		
Green Acres Loans Payable	159	C-18		
General Serial and Term Bonds Payable	161	C-19		
Reserve for Public Buildings, Grounds & Parks Arts Inclusion	170	C-20		
Mortgage Payable	171	C-21		
Bonds and Notes Authorized but not Issued	172	C-22		

COUNTY OF HUDSON
REPORT OF AUDIT
DECEMBER 31, 2023

TABLE OF CONTENTS

SUPPLEMENTARY INFORMATION
FUND FINANCIAL SCHEDULES

	<u>PAGE</u>	<u>EXHIBIT</u>	<u>TABLE</u>	<u>SCHEDULE</u>
Fund Financial Schedules - Regulatory Basis				
Affordable Housing Utility Fund Schedule of:				
Schedule of Cash and Cash Equivalents	173	D-4		
Schedule of Interfunds Receivable / Payable	173	D-5		
Analysis of Affordable Housing Utility Capital Cash and Cash Equivalents	174	D-6		
Schedule of Improvement Authorizations	174	D-7		
General Fixed Assets Schedule of:				
Changes in General Fixed Assets by Class	175	E-1		
Investment in General Fixed Assets	176	E-2		

SUPPLEMENTARY INFORMATION
OTHER REPORTING

Government Auditing Standards Reporting

Independent Auditor's Report on Internal Control over Financial Reporting and on Compliance and Other Matters based on an Audit of Financial Statements Performed in Accordance with <i>Government Auditing Standards</i>	177
--	-----

Uniform Guidance and NJ OMB 15-08 Reporting

Independent Auditor's Report on Compliance for Each Major Federal and State Program and on Internal Control Over Compliance Required by The Uniform Guidance and New Jersey OMB Circular 15-08	179		
Schedule of Expenditures of Federal Awards	182		1
Schedule of Expenditures of State Financial Assistance	189		2
Notes to Schedules of Expenditures of			
Federal Awards and State Financial Assistance	193		
Schedule of Findings and Questioned Costs			
Section I - Summary of Auditor's Results	196		
Section II - Schedule of Financial Statement Findings	198		
Section III - Schedule of Federal Awards and State Financial Assistance - Findings and Questioned Costs	199		
Status of Prior Year Findings	200		

Letter of Comments and Recommendations as Required by NJ DLGS

General Comments	201
Comments and Recommendations	204

COUNTY OF HUDSON

REPORT OF AUDIT

FINANCIAL SECTION

INDEPENDENT AUDITOR'S REPORT

The Honorable Chairman and Member of the Board of County Commissioners
County of Hudson, New Jersey

Report on the Financial Statements

Opinions

We have audited the accompanying financial statements – regulatory basis of the County of Hudson, New Jersey (the “County”), which comprise the comparative balance sheets – regulatory basis, of each Fund and the comparative statement of General Fixed Assets – regulatory basis, as of December 31, 2023 and 2022, and the related comparative statements of operations and changes in fund balance – regulatory basis, statement of revenues – regulatory basis and statement of appropriations – regulatory basis, of the Current Fund and Affordable Housing Utility Operating Fund, and the related statement of changes in fund balance – regulatory basis, of the General Capital Fund, for the years then ended, and the related notes to the financial statements.

Unmodified Opinion on Regulatory Basis Accounting

In our opinion, the financial statements referred to in the first paragraph present fairly, in all material respects, the comparative financial position – regulatory basis, of each Fund and General Fixed Assets of the County as of December 31, 2023 and 2022, the respective operations and changes in fund balance – regulatory basis, revenues – regulatory basis and appropriations – regulatory basis of the Current Fund and Affordable Housing Utility Operating Fund, the changes in fund balance – regulatory basis of the General Capital Fund, for the years then ended, in accordance with the financial reporting provisions of the Division of Local Government Services, Department of Community Affairs, State of New Jersey (the “Division”) as described in Note 1.

Adverse Opinion on U.S. Generally Accepted Accounting Principles

In our opinion, because of the significance of the matter discussed in the “Basis for Adverse Opinion on U.S. Generally Accepted Accounting Principles” section of our report, the financial statements referred to above do not present fairly, in accordance with accounting principles generally accepted in the United States of America, the financial position of the County as of December 31, 2023 and 2022, and the changes in its financial position for the years then ended.

Basis for Opinions

We conducted our audit in accordance with auditing standards generally accepted in the United States of America, the audit requirements prescribed by the Division and the standards applicable to the financial audits contained in *Government Auditing Standards* issued by the Comptroller General of the United States. Our responsibilities under those standards are further described in the Auditor's Responsibilities for the Audit of the Financial Statements section of our report. We are required to be independent of the County, and to meet our other ethical responsibilities, in accordance with the relevant ethical requirements relating to our audit. We believe that the audit evidence we have obtained is sufficient and appropriate to provide a basis for our audit opinions.

Basis for Adverse Opinion on U.S. Generally Accepted Accounting Principles

As described in Note 1, the financial statements are prepared by the County on the basis of the financial reporting provisions of the Division, which is a basis of accounting other than accounting principles generally accepted in the United States of America, to meet the requirements of the Division. The effects on the financial statements of the variances between the regulatory basis of accounting described in Note 1 and accounting principles generally accepted in the United States of America, although not reasonably determinable, are presumed to be material and pervasive.

Responsibilities of Management for the Financial Statements

Management is responsible for the preparation and fair presentation of these financial statements in accordance with the financial reporting provisions of the Division. Management is also responsible for the design, implementation, and maintenance of internal control relevant to the preparation and fair presentation of financial statements that are free from material misstatement, whether due to fraud or error.

Auditor's Responsibilities for the Audit of the Financial Statements

Our objectives are to obtain reasonable assurance about whether the financial statements as a whole are free from material misstatement, whether due to fraud or error, and to issue an auditor's report that includes our opinion. Reasonable assurance is a high level of assurance but is not absolute assurance and therefore is not a guarantee that an audit conducted in accordance with generally accepted auditing standards will always detect a material misstatement when it exists. The risk of not detecting a material misstatement resulting from fraud is higher than for one resulting from error, as fraud may involve collusion, forgery, intentional omissions, misrepresentations, or the override of internal control. Misstatements are considered material if there is a substantial likelihood that, individually or in the aggregate, they would influence the judgment made by a reasonable user based on the financial statements.

In performing an audit in accordance with generally accepted auditing standards, we:

- Exercise professional judgment and maintain professional skepticism throughout the audit.
- Identify and assess the risks of material misstatement of the financial statements, whether due to fraud or error, and design and perform audit procedures responsive to those risks. Such procedures include examining, on a test basis, evidence regarding the amounts and disclosures in the financial statements.
- Obtain an understanding of internal control relevant to the audit in order to design audit procedures that are appropriate in the circumstances, but not for the purpose of expressing an opinion on the effectiveness of the County's internal control. Accordingly, no such opinion is expressed.
- Evaluate the appropriateness of accounting policies used and the reasonableness of significant accounting estimates made by management, as well as evaluate the overall presentation of the financial statements.
- Conclude whether, in our judgment, there are conditions or events, considered in the aggregate, that raise substantial doubt about the County's ability to continue as a going concern for a reasonable period of time.

We are required to communicate with those charged with governance regarding, among other matters, the planned scope and timing of the audit, significant audit findings, and certain internal control-related matters that we identified during the audit.

Required Supplementary Information

Management has omitted the management discussion and analysis that accounting principles generally accepted in the United States of America require to be presented to supplement the basic financial statements. Such missing information, although not a part of the basic financial statements, is required by the Governmental Accounting Standards Board who considers it to be an essential part of financial reporting for placing the basic financial statements in an appropriate operational, economic, or historical context, but is not required by the financial reporting provisions of the Division. Our opinion on the basic financial statements is not affected by the missing information.

Supplementary Information

Our audit was conducted for the purpose of forming opinions on the financial statements that collectively comprise the County’s financial statements. The information identified in the table of contents as Fund Financial Schedules is presented for purposes of additional analysis as required by the Division. The Schedule of Expenditures of Federal Awards and the Schedule of Expenditures of State Financial Assistance are presented for purposes of additional analysis as required, respectively, by the Title 2 U.S. Code of Federal Regulations (CFR) Part 200, *Uniform Administrative Requirements, Cost Principles, and Audit Requirements for Federal Awards* and N.J. Office of Management and Budget Circular 15-08, *Single Audit Policy for Recipients of Federal Grants, State Grants and State Aid*. Such information is the responsibility of management and was derived from and relates directly to the underlying accounting and other records used to prepare the basic financial statements. The information has been subjected to the auditing procedures applied in the audit of the basic financial statements and certain additional procedures, including comparing and reconciling such information directly to the underlying accounting and other records used to prepare the basic financial statements or to the basic financial statements themselves, and other additional procedures in accordance with auditing standards generally accepted in the United States of America. In our opinion, the Fund Financial Schedules, Schedule of Expenditures of Federal Awards, and Schedule of Expenditures of State Financial Assistance are fairly stated in all material respects in relation to the financial statements taken as a whole.

Other Information


Management is responsible for the other information included in the annual report. The other information comprises the statistical section but does not include the basic financial statements and our auditor’s report thereon. Our opinions on the basic financial statements do not cover the other information, and we do not express an opinion or any form of assurance thereon.

In connection with our audit of the basic financial statements, our responsibility is to read the other information and consider whether a material inconsistency exists between the other information and the basic financial statements, or the other information otherwise appears to be materially misstated. If, based on the work performed, we conclude that an uncorrected material misstatement of the other information exists, we are required to describe it in our report.

Other Reporting Required by Government Auditing Standards

In accordance with *Government Auditing Standards*, we have also issued our report dated June 27, 2024, on our consideration of the County’s internal control over financial reporting and our tests of its compliance with certain provisions of laws, regulations, contracts and grant agreements and other matters. The purpose of that report is to describe the scope of our testing of internal control over financial reporting and compliance and the results of that testing, and not to provide an opinion on the internal control over financial reporting or on compliance. That report is an integral part of an audit performed in accordance with *Government Auditing Standards* in considering the County’s internal control over financial reporting and compliance.


DONOHUE, GIRONDA, DORIA & TOMKINS, LLC
Certified Public Accountants


MARK W. BEDNARZ
RMA No. 547

Secaucus, New Jersey
June 27, 2024

COUNTY OF HUDSON
 CURRENT FUND
 AS OF DECEMBER 31, 2023 AND 2022

EXHIBIT A

COMPARATIVE BALANCE SHEET - REGULATORY BASIS

<u>Assets</u>	<u>Ref.</u>	<u>2023</u>	<u>2022</u>
Current Fund:			
Cash and Cash Equivalents	A-4	\$ 228,505,000.12	\$ 210,561,337.97
Cash - Change Funds	A-5	700.00	700.00
		<u>228,505,700.12</u>	<u>210,562,037.97</u>
Receivables and Other Assets with Full Reserves:			
Added and Omitted Taxes	A-8	3,177,709.61	8,552,708.23
Interfunds Receivable			
Due from General Capital Fund	A-10	-	75,849.96
Due from Trust Fund	A-10	1,009,126.73	929,999.85
	contra	<u>4,186,836.34</u>	<u>9,558,558.04</u>
Total Current Fund		<u>232,692,536.46</u>	<u>220,120,596.01</u>
Federal and State Grant Fund:			
Cash and Cash Equivalents	A-4	39,297,787.42	93,106,447.28
Interfunds Receivable:			
Due from Current Fund	A-23	5,597,668.94	4,500.00
Due from General Capital Fund	A-23	7,072,006.76	-
Federal and State Grants Receivable	A-24	71,923,443.60	70,546,046.81
Total Federal and State Grant Fund		<u>123,890,906.72</u>	<u>163,656,994.09</u>
Total Assets		<u>\$ 356,583,443.18</u>	<u>\$ 383,777,590.10</u>
<u>Liabilities, Reserves and Fund Balance</u>			
Current Fund:			
Appropriation Reserves	A-3; A-11	\$ 49,311,197.61	\$ 26,986,287.05
Encumbrances Payable	A-19	19,187,463.15	31,705,921.73
Contracts and Commitments Payable	A-12	78,705,665.73	78,072,482.49
Prepaid Revenues	A-20	1,463,322.30	202,812.72
Due to State of New Jersey	A-13	1,695,842.35	2,443,094.95
Interfunds Payable: Federal and State Grants Fund	A-10	5,597,668.94	4,500.00
Reserve for:			
Forfeited Bail	A-15	726,137.50	726,137.50
Tax Rebate on Capital Investments	A-16	2,450,000.00	2,450,000.00
Unclaimed Property	A-17	312,890.09	312,890.09
HCST Summer Youth Program	A-18	70,331.55	70,331.55
County College (EFA) Interest	A-14	33,652.40	33,652.40
Compensated Absences	A-21	10,960,818.69	10,960,818.69
		<u>170,514,990.31</u>	<u>153,968,929.17</u>
Reserve for Receivable and Other Assets	contra	4,186,836.34	9,558,558.04
Fund Balance	A-1	57,990,709.81	56,593,108.80
Total Current Fund		<u>232,692,536.46</u>	<u>220,120,596.01</u>
Federal and State Grant Fund:			
Reserve for Federal and State Grants			
Appropriated	A-25	72,126,879.71	83,894,599.73
Encumbered	A-25	51,156,394.11	43,800,772.07
Unappropriated	A-26	607,632.90	35,961,622.29
Total Federal and State Grant Fund		<u>123,890,906.72</u>	<u>163,656,994.09</u>
Total Liabilities, Reserves and Fund Balance		<u>\$ 356,583,443.18</u>	<u>\$ 383,777,590.10</u>

See Accompanying Notes to the Financial Statements.

COUNTY OF HUDSON
CURRENT FUND
FOR THE YEARS ENDED DECEMBER 31, 2023 AND 2022

EXHIBIT A-1

COMPARATIVE STATEMENT OF OPERATIONS AND CHANGES IN FUND BALANCE -
REGULATORY BASIS

	<u>Ref.</u>	<u>2023</u>	<u>2022</u>
<u>Revenue and Other Income Realized</u>			
Fund Balance Utilized	A-2	\$ 42,000,000.00	\$ 35,000,000.00
Miscellaneous Revenue Realized	A-2	278,154,889.87	269,307,388.39
Receipts from Current Taxes	A-2	414,180,876.11	399,180,876.11
Non-Budget Revenue	A-2a	11,629,305.99	11,917,271.11
Other Credits to Income:			
Unexpended Balance of Appropriation Reserves	A-11	2,871,267.07	1,804,546.94
Contracts and Commitments Canceled	A-12	27,160,233.54	14,577,862.25
Prior Year Interfunds Returned	A-10	1,005,849.81	856,039.01
Grant Cancellations & Adjustments	A-10	168,173.68	1,269,840.76
Grant Chargebacks of Prior Years	A-10	450,147.61	1,730,726.48
		<u>777,620,743.68</u>	<u>735,644,551.05</u>
<u>Expenditures</u>			
Budget Appropriations:			
Operations			
Salaries and Wages		232,840,316.00	214,592,525.00
Other Expenses		323,296,588.50	308,766,780.25
Capital Improvements		74,849,453.56	63,116,190.00
Debt Service		41,327,640.96	44,274,329.02
Deferred Charges		500,000.00	500,000.00
Statutory Expenditures		<u>60,215,461.00</u>	<u>54,551,430.00</u>
	A-3	733,029,460.02	685,801,254.27
Refund of Prior Year Revenue	A-4	184,555.92	2,871,891.43
Trust Fund Reimbursement		-	165,000.36
Interfund Advances Originating in Current Year	A-10	<u>1,009,126.73</u>	<u>1,005,849.81</u>
		<u>734,223,142.67</u>	<u>689,843,995.87</u>
Statutory Excess to Fund Balance		43,397,601.01	45,800,555.18
Fund Balance, January 1	A	<u>56,593,108.80</u>	<u>45,792,553.62</u>
		99,990,709.81	91,593,108.80
Decreased by:			
Utilization as Anticipated Revenue	A-2	<u>42,000,000.00</u>	<u>35,000,000.00</u>
Fund Balance, December 31	A	<u>\$ 57,990,709.81</u>	<u>\$ 56,593,108.80</u>

See Accompanying Notes to the Financial Statements.

STATEMENT OF REVENUES - REGULATORY BASIS

	Adopted Budget	Added by NJSA 40A:4-87	Realized	Excess (Deficit)
<u>SURPLUS</u>	A-1 \$ 42,000,000.00	\$ -	\$ 42,000,000.00	\$ -
<u>MISCELLANEOUS REVENUES</u>				
<u>LOCAL REVENUES</u>				
County Clerk	234,000.00	-	172,667.03	(61,332.97)
Register of Deeds	13,600,000.00	-	7,835,906.28	(5,764,093.72)
Surrogate	265,000.00	-	329,821.33	64,821.33
Sheriff	1,509,750.00	-	712,473.15	(797,276.85)
Interest on Investments and Deposits	3,500,000.00	-	7,049,220.62	3,549,220.62
Intoxicated Driver Resource Center Fees	300,000.00	-	292,531.68	(7,468.32)
Parks & Recreation	21,670.20	-	10,800.00	(10,870.20)
Title IV-D, Social Security Act - Child Support Program	525,000.00	-	765,358.83	240,358.83
Maintenance of:				
State Prisoners in County Institutions	3,250,000.00	-	2,794,660.42	(455,339.58)
Other Inmates in County Institutions	17,032,600.00	-	18,420,965.00	1,388,365.00
Federal Inmates in County Institutions	10,867,488.00	-	11,215,772.50	348,284.50
Federal & State Contracts - Indirect Cost Allocation	4,000,000.00	-	5,879,979.52	1,879,979.52
	<u>55,105,508.20</u>	<u>-</u>	<u>55,480,156.36</u>	<u>374,648.16</u>
<u>STATE AID WITHOUT OFFSETTING APPROPRIATIONS</u>				
County College Bonds (NJSA 18A:64A-22.6)	3,105,052.22	-	2,747,346.14	(357,706.08)
Meadowview Hospital	26,956,730.00	-	29,409,559.01	2,452,829.01
N.J. School Building Aid	4,627,850.00	-	4,649,237.00	21,387.00
	<u>34,689,632.22</u>	<u>-</u>	<u>36,806,142.15</u>	<u>2,116,509.93</u>
<u>STATE ASSUMPTION OF COSTS OF COUNTY SOCIAL AND WELFARE SERVICES AND PSYCHIATRIC FACILITIES</u>				
Social And Welfare Services (C.66. P.L. 1990):				
Supplemental Social Security Income	2,593,522.00	-	2,342,192.00	(251,330.00)
Psychiatric Facilities (C.73,P.L. 1990):				
Division of Developmental Disabilities (DDD), Assessment Program	82,000.00	-	77,844.29	(4,155.71)
	<u>2,675,522.00</u>	<u>-</u>	<u>2,420,036.29</u>	<u>(255,485.71)</u>
<u>PUBLIC AND PRIVATE REVENUES</u>				
Federal and State Grants				
NJ OIT 911 Next Generation Grant	350,218.14	-	350,218.14	-
Enhance Mobility for Seniors and Person with Disabilities Secti	175,000.00	-	175,000.00	-
Seniors Farmers' Market Nutrition Program	14,649.00	-	14,649.00	-
Law Enforcement Officers Training and Equipment	8,896.00	-	8,896.00	-
Hazardous Materials Emergency Preparedness	21,000.00	-	21,000.00	-
Clean Communities Grant	22,013.46	-	22,013.46	-
Rec. Opportunities for Individ. W./ Disabilities	35,000.00	-	35,000.00	-
Council of the Arts, Local Arts Program	335,000.00	-	335,000.00	-
County Historical Partnership Program	95,233.00	-	95,233.00	-
Area Plan Grant	4,692,663.00	-	4,692,663.00	-
Homeless & Family Shelter Strategy Contract	2,512,600.00	-	2,512,600.00	-
County Comprehensive Alcoholism & Drug Abuse	1,347,069.00	-	1,347,069.00	-
Workfirst NJ DFD	160,000.00	-	160,000.00	-
TB Health Services Grant - Federal	439,817.00	-	439,817.00	-
Community Programs for Clients of the Family Court	307,803.00	-	307,803.00	-
Juvenile Justice Commission - State/Community Partnership Gi	1,049,334.00	-	1,049,334.00	-
Prosecutor Insurance Fraud Reimbursement Program	250,000.00	-	250,000.00	-
Multi-Jurisdictional Gang Gun & Narcotics	115,892.00	-	115,892.00	-
Multi-Jurisdictional Gang Gun & Narcotics	173,952.00	-	173,952.00	-
Body Armor Replacement Program	41,411.90	-	41,411.90	-
HC SART/SANE Program	189,394.00	-	189,394.00	-
HC Safe Communities Grant	81,040.00	-	81,040.00	-
Juvenile Detention Alternatives Initiative	60,000.00	-	60,000.00	-
Urban Area Security Initiative Grant	31,416.00	-	31,416.00	-
Transportation Alternatives Set-Aside Program	760,000.00	-	760,000.00	-
NJ Transit Corp. Senior Citizens & Disabled Residents Transpc	1,460,214.00	-	1,460,214.00	-
Child Advocacy Center Multi-Disc Team	225,806.00	-	225,806.00	-
Emergency Management Agency Assistance	55,000.00	-	55,000.00	-
Hazard Mitigation Grant Program	225,000.00	-	225,000.00	-

See Accompanying Notes to the Financial Statements.

STATEMENT OF REVENUES - REGULATORY BASIS

Ref.	Adopted Budget	Added by NJSA 40A:4-87	Realized	Excess (Deficit)
<u>MISCELLANEOUS REVENUES (continued)</u>				
PUBLIC AND PRIVATE REVENUES (continued)				
NJ Highway Traffic Safety Grant	\$ 48,620.00	\$ -	\$ 48,620.00	\$ -
HIV Emergency Relief Formula Grant	2,833,178.00	-	2,833,178.00	-
HIV Emergency Relief Supplemental Grant	1,653,516.00	-	1,653,516.00	-
Minority AIDS Initiative Program	437,348.00	-	437,348.00	-
Ending HIV Epidemic	2,000,000.00	-	2,000,000.00	-
US Treasury Coronavirus - CAREs Act	835.52	-	835.52	-
US Treasury American Rescue Plan Act - FCOA 10-891	3,245,300.43	-	3,245,300.43	-
Local Assistance and Tribal Consistency Fund	50,000.00	-	50,000.00	-
Safe Streets and Roads for All Action Plan - FCOA 10-894	480,000.00	-	480,000.00	-
National Opioid Settlement Fund - FCOA 10-916	137,075.16	-	137,075.16	-
National Crimes Victims' Rights Week (NCVRW)	4,903.43	-	4,903.43	-
National Endowment for the Arts-Arts Projects Program	-	60,000.00	60,000.00	-
State Health Insurance Assistance Program (SHIP)	-	39,000.00	39,000.00	-
Children's Interagency Coordinating Council CIACC	-	47,669.00	47,669.00	-
County Reentry Coordinators CRC Program	-	100,000.00	100,000.00	-
National Opioid Settlement Funds	-	178,578.70	178,578.70	-
Supportive Assistance to Individuals & Families (SAIF)	-	756,583.00	756,583.00	-
Human Services Advisory Council HSAC Grant	-	69,419.00	69,419.00	-
State Aid Agreement- Hudson County Corrections	-	4,800,000.00	4,800,000.00	-
Workforce Innovation & Opport. Act Data Reporting	-	12,971.00	12,971.00	-
Workforce Innovation & Opport. Act Adult & Dislocated	-	3,297,452.00	3,297,452.00	-
WorkFirst New Jersey	-	4,025,985.00	4,025,985.00	-
Workforce Innovation & Opport. Act Youth Allotments	-	1,813,220.00	1,813,220.00	-
Workforce Learning Link Program	-	306,168.00	306,168.00	-
Alliance to Prevent Alcoholism & Drug Abuse Program	-	270,478.00	270,478.00	-
Hudson County Housing First Grant	-	1,000,000.00	1,000,000.00	-
Hudson County Re-Entry Pilot Program	-	7,000,000.00	7,000,000.00	-
Victims of Crime Act Grant Program	-	288,234.00	288,234.00	-
DMHAS Youth Leadership Grant	-	76,508.00	76,508.00	-
Local Efficiency Achievement Prog. (LEAP) Fellowship	-	75,000.00	75,000.00	-
Area Plan Grant	-	3,589,416.00	3,589,416.00	-
American Rescue Plan ARP Title III Award	-	1,459,659.00	1,459,659.00	-
Local Efficiency Achievement Prog. (LEAP) Challenge	-	150,000.00	150,000.00	-
H.C. Ambulatory Tuberculosis Care Program	-	318,116.00	318,116.00	-
County Based Innovation Project Opioid	-	203,963.00	203,963.00	-
Destination Marketing Organization Grant (DMO)	-	252,000.00	252,000.00	-
Data-Driven Decision Making Organization Enhancement	-	167,500.00	167,500.00	-
Edward Byrne Memorial Justice Assistance Grant (JAG)	-	155,858.00	155,858.00	-
Local Assistance and Tribal Consistency Fund (LATCF)	-	50,000.00	50,000.00	-
Urban Area Security Initiative Grant	-	259,000.00	259,000.00	-
State Homeland Security Program (SHSP) FFY23	-	478,628.76	478,628.76	-
Munich Reinsurance Safety Grant Program	-	14,412.00	14,412.00	-
Stop Violence Against Women (VAWA) Program	-	34,062.00	34,062.00	-
Child Advocacy Development Grant	-	205,593.00	205,593.00	-
Medication Assisted Treatment Initiative (MAT)	-	688,548.00	688,548.00	-
Subregional Studies Program Project	-	300,000.00	300,000.00	-
Subregional Transportation Planning Program	-	113,296.00	113,296.00	-
Subregional Transportation Planning Program Supplemental	-	15,000.00	15,000.00	-
Bipartisan Safer Communities Act	-	30,000.00	30,000.00	-
Comprehensive Opioid Stimulant & Substance Use Site-Based	-	1,600,000.00	1,600,000.00	-
Hudson County Correction & Rehabilitation Center Intake & F	-	12,300,000.00	12,300,000.00	-
Hudson County Safe Communities	-	81,040.00	81,040.00	-
Pedestrian Safety, Education & Enforcement Fund	-	60,000.00	60,000.00	-
DRE Readiness & Reimbursement Program	-	38,180.00	38,180.00	-
Emergency Management Agency Assistance (EMAA)	-	55,000.00	55,000.00	-
NJ Urban & Community Forestry Prog. (NJUCF) Stewardship	-	15,000.00	15,000.00	-
ARP-Hudson County Adult Protective Services	-	243,127.00	243,127.00	-
Highway Sustained Safety Grant	-	169,200.00	169,200.00	-
	<u>26,126,198.04</u>	<u>47,263,864.46</u>	<u>73,390,062.50</u>	<u>-</u>

STATEMENT OF REVENUES - REGULATORY BASIS

	Ref.	Adopted Budget	Added by NJSA 40A:4-87	Realized	Excess (Deficit)
OTHER SPECIAL ITEMS					
County Clerk, P.L. 2001 C. 370		\$ 91,000.00	\$ -	\$ 91,000.00	\$ -
Register of Deeds, P.L. 2001 C. 370		3,400,000.00	-	3,400,000.00	-
Surrogate, P.L. 2001 C. 370		235,000.00	-	235,000.00	-
Sheriff, P.L. 2001 C. 370		965,250.00	-	965,250.00	-
Maintenance of Federal Inmates in County Institutions		1,917,792.00	-	1,917,792.00	-
Added and Omitted Taxes		8,680,841.81	-	8,680,841.81	-
PILOT Payments, County Share (NJSA 40A:20-1 et.)		6,500,000.00	-	7,302,536.41	802,536.41
Division of Social Services (Welfare)		48,838,807.00	-	44,716,024.03	(4,122,782.97)
Motor Vehicle Fines (N.J.S.A. 39:5.41)		2,000,000.00	-	2,000,000.00	-
State of NJ - Lease of Court Space		225,000.00	-	133,322.83	(91,677.17)
NJ Superior Court - Service Agreements		95,000.00	-	-	(95,000.00)
Meadowview Campus-Treatment Leases		830,000.00	-	856,444.85	26,444.85
Open Space Tax Debt Service		417,983.76	-	417,983.76	-
Reserve to Pay Bonds		7,000,000.00	-	7,000,000.00	-
American Rescue Plan Revenue Replacement		32,000,000.00	-	32,000,000.00	-
ARRA Recovery Zone Bonds Subsidy		341,384.40	-	342,296.88	912.48
		<u>113,538,058.97</u>	<u>-</u>	<u>110,058,492.57</u>	<u>(3,479,566.40)</u>
Total Miscellaneous Revenues	A-1	232,134,919.43	47,263,864.46	278,154,889.87	(1,243,894.02)
AMOUNT TO BE RAISED BY TAXATION					
County Purpose Tax	A-1	<u>414,180,876.11</u>	<u>-</u>	<u>414,180,876.11</u>	<u>-</u>
Budget Totals		688,315,795.54	47,263,864.46	734,335,765.98	(1,243,894.02)
Non-Budget Revenues	A-2a	<u>-</u>	<u>-</u>	<u>11,629,305.99</u>	<u>11,629,305.99</u>
		<u>\$ 688,315,795.54</u>	<u>\$ 47,263,864.46</u>	<u>\$ 745,965,071.97</u>	<u>\$ 10,385,411.97</u>
	Ref.	A-3	A-3		
Miscellaneous Revenues Anticipated					
Federal and State Grants			A-10	\$ 73,390,062.50	
Added & Omitted Taxes Collected in Prior Year			A-20	128,133.68	
Added & Omitted Taxes Collected in Current Year			A-8	8,552,708.13	
Revenues Collected in Prior Year			A-9, A-20	74,429.44	
Interfunds			A-9	44,649,763.30	
Cash Receipts			A-4, A-9	<u>151,359,792.82</u>	
Total Miscellaneous Revenues Realized			A-1	278,154,889.87	
County Purpose Tax			A-1, A-7	414,180,876.11	
Fund Balance Realized			A-1	<u>42,000,000.00</u>	
Total Budget Revenues				<u>\$ 734,335,765.98</u>	

COUNTY OF HUDSON
CURRENT FUND
FOR THE YEAR ENDED DECEMBER 31, 2023

EXHIBIT A-2a

STATEMENT OF REVENUES - REGULATORY BASIS
ANALYSIS OF NON-BUDGET REVENUES

	Cash Receipts	Pepaid Revenue Applied	Total
Increased by Cash Received for:			
Welfare Fringe/Indirect Cost Reimb.	\$ 2,405,084.55	\$ -	\$ 2,405,084.55
Miscellaneous Receipts	671,476.21	249.60	671,725.81
Meadowview Utilities Payments	300,000.00	-	300,000.00
Various Fringe/Indirect Cost Reimb.	1,661,364.06	-	1,661,364.06
Salary Refunds	43,758.59	-	43,758.59
County Sheriff GPS Monitoring Device	150,000.00	-	150,000.00
Interest on Delinquent Taxes	-	-	-
Division of Aging - State Aid	58,000.00	-	58,000.00
Social Security Administration Recoveries	30,000.00	-	30,000.00
Motion Picture Photo Shoot Fees	10,250.00	-	10,250.00
Penalty for Returned Check	25.00	-	25.00
Prisoner Maintenance - Jail	10,629.00	-	10,629.00
Commissions - Vending Machines	11,799.72	-	11,799.72
H.C. Chest Clinic	9,170.00	-	9,170.00
Special Civil - Fines and Costs	767.00	-	767.00
District Court - Special Civil	354.75	-	354.75
County Option Hospital Fee Pilot Program	2,398,159.50	-	2,398,159.50
Public Safety Training Center Fees	19,846.60	-	19,846.60
NJ Gross Income Tax Refunds	99.73	-	99.73
Video Visitation Commissions	1,091.60	-	1,091.60
FEMA Reimbursements	1,120,177.19	-	1,120,177.19
ATS Court Fines	28,763.18	-	28,763.18
Riverview Cable TV Right of Way	10.50	-	10.50
ESIP Energy Rebates	1,183,311.29	-	1,183,311.29
Criminal Alien Assistance Grant	1,487,217.00	-	1,487,217.00
Mental Health Administrator - Salary Reimbursement	27,000.00	-	27,000.00
Settlement of Claims	700.92	-	700.92
Total Non-Budget Revenues Received in Cash	<u>\$ 11,629,056.39</u>	<u>\$ 249.60</u>	<u>\$ 11,629,305.99</u>
	A-4	A-20	A-1, A-2

See Accompanying Notes to the Financial Statements.

STATEMENT OF APPROPRIATIONS - REGULATORY BASIS

	Appropriated		Paid or Charged	Expended		Unexpended Balances Canceled
	Adopted Budget	Modified Budget		Encumbered	Reserved	
LEGISLATIVE						
Board of County Commissioners						
Salaries and Wages	\$ 859,692.00	\$ 859,692.00	\$ 840,914.46	\$ -	\$ 18,777.54	\$ -
Other Expenses	288,000.00	288,000.00	160,059.61	81,977.36	45,963.03	-
Clerk of the Board						
Salaries and Wages	331,420.00	331,420.00	323,374.74	-	8,045.26	-
Other Expenses	67,500.00	67,500.00	38,285.51	18,402.88	10,811.61	-
	<u>1,546,612.00</u>	<u>1,546,612.00</u>	<u>1,362,634.32</u>	<u>100,380.24</u>	<u>83,597.44</u>	<u>-</u>
ADMINISTRATIVE AND EXECUTIVE						
County Administrator						
Salaries and Wages	968,211.00	968,211.00	928,468.80	-	39,742.20	-
Other Expenses	1,680,000.00	1,680,000.00	1,106,362.04	386,270.09	187,367.87	-
County Executive						
Salaries and Wages	1,241,628.00	1,241,628.00	1,158,468.49	-	83,159.51	-
Other Expenses	53,000.00	53,000.00	39,057.00	6,250.54	7,692.46	-
Law Department						
Salaries and Wages	3,828,712.00	3,753,712.00	3,513,669.47	-	165,042.53	75,000.00
Other Expenses	2,138,165.00	2,113,165.00	1,000,824.02	605,056.29	507,284.69	-
Office of Consumer Protection						
Salaries and Wages	100.00	100.00	-	-	100.00	-
Other Expenses	10,760.00	10,760.00	4,496.15	1,114.03	5,149.82	-
Planning Board						
Salaries and Wages	100.00	100.00	-	-	100.00	-
Other Expenses	57,740.00	57,740.00	35,395.18	21,769.90	574.92	-
Public Safety Training Center						
Salaries and Wages	592,192.00	617,192.00	601,076.27	-	16,115.73	-
Other Expenses	230,000.00	230,000.00	103,418.44	32,322.24	94,259.32	-
Office of Cultural and Heritage Affairs						
Salaries and Wages	776,176.00	751,176.00	697,126.88	-	54,049.12	-
Other Expenses	631,250.00	731,250.00	560,777.25	148,269.92	22,202.83	-
Public Employees Award Program	100.00	100.00	-	-	-	100.00
	<u>12,208,134.00</u>	<u>12,208,134.00</u>	<u>9,749,139.99</u>	<u>1,201,053.01</u>	<u>1,182,841.00</u>	<u>75,100.00</u>
DEPARTMENT OF FINANCE AND ADMINISTRATION						
Division of Personnel						
Salaries and Wages	1,380,799.00	1,315,799.00	1,270,661.77	-	45,137.23	-
Other Expenses	466,895.00	606,895.00	452,623.76	76,756.56	77,514.68	-
Director of Finance and Administration						
Salaries and Wages	633,502.00	663,502.00	633,863.31	-	29,638.69	-
Other Expenses	20,030.00	20,030.00	7,411.55	3,151.91	9,466.54	-
Audit Services	250,000.00	250,000.00	-	25,000.00	225,000.00	-
Division of Accounts and Controls						
Salaries and Wages	1,204,568.00	1,174,568.00	1,105,897.94	-	68,670.06	-
Other Expenses	125,000.00	125,000.00	34,481.29	58,299.31	32,219.40	-
Division of Purchasing						
Salaries and Wages	732,893.00	732,893.00	648,225.88	-	59,667.12	25,000.00
Other Expenses	46,705.00	46,705.00	33,913.37	6,257.65	6,533.98	-
Office of Grants Management						
Salaries and Wages	526,157.00	526,157.00	382,109.33	-	119,047.67	25,000.00
Other Expenses	124,150.00	124,150.00	85,096.00	14,195.77	24,858.23	-
Division of Information Technologies						
Salaries and Wages	110,637.00	60,637.00	-	-	10,637.00	50,000.00
Other Expenses	3,979,708.00	3,979,708.00	3,087,845.56	587,692.74	304,169.70	-
Division of Tax Assessments						
Salaries and Wages	554,957.00	554,957.00	518,559.84	-	36,397.16	-
Other Expenses	6,750.00	6,750.00	831.15	2,333.14	3,585.71	-
Insurance						
Salaries and Wages	5,000,000.00	5,000,000.00	5,000,000.00	-	-	-
Other Expenses	5,000,000.00	5,000,000.00	5,000,000.00	-	-	-
Group Plans for Employees	54,000,000.00	54,000,000.00	51,151,044.79	149,119.86	1,399,835.35	1,300,000.00
Health Benefit Waiver	450,000.00	450,000.00	354,825.70	95,100.00	74.30	-
	<u>74,612,751.00</u>	<u>74,637,751.00</u>	<u>69,767,391.24</u>	<u>1,017,906.94</u>	<u>2,452,452.82</u>	<u>1,400,000.00</u>

See Accompanying Notes to the Financial Statements.

STATEMENT OF APPROPRIATIONS - REGULATORY BASIS

	Appropriated		Paid or Charged	Expended		Unexpended Balances Canceled
	Adopted Budget	Modified Budget		Encumbered	Reserved	
CONSTITUTIONAL OFFICES						
County Clerk						
Salaries and Wages	\$ 1,718,382.00	\$ 1,718,382.00	\$ 1,577,808.85	\$ -	\$ 115,573.15	\$ 25,000.00
Other Expenses	64,350.00	64,350.00	38,492.65	7,725.05	18,132.30	-
Register of Deeds and Mortgages						
Salaries and Wages	2,339,628.00	2,509,628.00	2,471,607.97	-	38,020.03	-
Other Expenses	110,120.00	110,120.00	31,810.41	16,286.27	62,023.32	-
Prosecutor's Office						
Salaries and Wages	26,245,904.00	25,995,904.00	23,235,753.44	-	2,760,150.56	-
Other Expenses	3,825,919.00	3,825,919.00	2,486,831.31	1,222,302.65	116,785.04	-
	<u>34,304,303.00</u>	<u>34,224,303.00</u>	<u>29,842,304.63</u>	<u>1,246,313.97</u>	<u>3,110,684.40</u>	<u>25,000.00</u>
THE JUDICIARY						
County Surrogate						
Salaries and Wages	1,594,358.00	1,544,358.00	1,427,676.37	-	66,681.63	50,000.00
Other Expenses	127,265.00	127,265.00	56,462.64	53,074.77	17,727.59	-
Probation Department						
Other Expenses	100.00	100.00	-	-	100.00	-
Title IV-D Social Security Act						
Other Expenses	100.00	100.00	-	-	100.00	-
	<u>1,721,823.00</u>	<u>1,671,823.00</u>	<u>1,484,139.01</u>	<u>53,074.77</u>	<u>84,609.22</u>	<u>50,000.00</u>
REGULATION						
County Clerk Elections						
Other Expenses	26,350.00	26,350.00	13,877.33	5,197.77	7,274.90	-
Special Election Expense	1,700,000.00	1,700,000.00	1,536,382.46	68,245.82	95,371.72	-
Board of Elections						
Salaries and Wages	732,670.00	782,670.00	719,567.10	-	63,102.90	-
Other Expenses	486,525.00	486,525.00	161,589.12	319,138.62	5,797.26	-
Special Election Expense	1,024,545.00	1,224,545.00	1,028,816.93	27,436.00	168,292.07	-
Superintendent of Elections						
Other Expenses	3,334,067.00	3,334,067.00	2,898,308.00	373,777.41	36,981.59	25,000.00
Weights and Measures						
Salaries and Wages	598,358.00	628,358.00	600,872.95	-	27,485.05	-
Other Expenses	500.00	500.00	399.00	-	101.00	-
Sheriff's Office						
Salaries and Wages	37,920,183.00	37,170,183.00	36,701,949.38	-	468,233.62	-
Other Expenses	2,601,125.00	2,571,125.00	1,707,977.41	838,492.91	24,654.68	-
Medical Examiner						
Other Expenses	2,350,000.00	2,350,000.00	1,125,876.91	235,000.00	989,123.09	-
	<u>50,774,323.00</u>	<u>50,274,323.00</u>	<u>46,495,616.59</u>	<u>1,867,288.53</u>	<u>1,886,417.88</u>	<u>25,000.00</u>
DEPARTMENT OF PLANNING AND BUSINESS OPPORTUNITY						
Office of Business Opportunity & Community Service						
Salaries and Wages	516,641.00	516,641.00	432,958.05	-	58,682.95	25,000.00
Other Expenses	64,680.00	64,680.00	11,736.36	35,214.08	17,729.56	-
Division of Planning						
Salaries and Wages	962,711.00	962,711.00	921,468.35	-	41,242.65	-
Other Expenses	55,825.00	55,825.00	33,312.69	17,008.15	5,504.16	-
Office of Digital Information						
Salaries and Wages	673,135.00	673,135.00	581,702.92	-	66,432.08	25,000.00
Other Expenses	97,990.00	97,990.00	81,359.50	11,916.85	4,713.65	-
Director of Planning and Business Opportunity						
Salaries and Wages	612,717.00	512,717.00	425,642.66	-	87,074.34	-
Other Expenses	698,430.00	698,430.00	70,078.64	454,310.05	174,041.31	-
	<u>3,682,129.00</u>	<u>3,582,129.00</u>	<u>2,558,259.17</u>	<u>518,449.13</u>	<u>455,420.70</u>	<u>50,000.00</u>
DEPARTMENT OF PARKS						
Division of Parks						
Salaries and Wages	8,646,881.00	8,671,881.00	8,451,584.65	-	220,296.35	-
Other Expenses	4,100,000.00	3,850,000.00	2,343,067.57	1,416,777.20	90,155.23	-
Utilities	2,585,000.00	2,735,000.00	2,515,669.96	67,381.89	151,948.15	-
Director of Parks						
Salaries and Wages	488,634.00	488,634.00	428,727.09	-	59,906.91	-
Other Expenses	35,160.00	35,160.00	6,207.47	24,010.98	4,941.55	-
	<u>15,855,675.00</u>	<u>15,780,675.00</u>	<u>13,745,256.74</u>	<u>1,508,170.07</u>	<u>527,248.19</u>	<u>-</u>

See Accompanying Notes to the Financial Statements.

STATEMENT OF APPROPRIATIONS - REGULATORY BASIS

	Appropriated		Paid or Charged	Expended		Unexpended Balances Canceled
	Adopted Budget	Modified Budget		Encumbered	Reserved	
DEPARTMENT OF ROADS & PUBLIC PROPERTY						
Division of Central Services						
Salaries and Wages	\$ 713,771.00	\$ 713,771.00	\$ 641,648.95	\$ -	\$ 72,122.05	\$ -
Other Expenses	592,200.00	592,200.00	277,724.73	102,295.58	212,179.69	-
Division of Engineering						
Salaries and Wages	1,802,852.00	1,617,852.00	1,472,204.69	-	145,647.31	-
Other Expenses	68,030.00	68,030.00	51,740.55	11,790.14	4,499.31	-
Construction Board of Appeals						
Other Expenses	24,500.00	24,500.00	2,717.79	3,830.95	17,951.26	-
Office of Emergency Management						
Salaries and Wages	545,094.00	545,094.00	410,438.20	-	109,655.80	25,000.00
Other Expenses	94,600.00	94,600.00	66,159.19	27,976.99	463.82	-
Division of Roads and Bridges						
Salaries and Wages	1,913,248.00	1,863,248.00	1,625,825.32	-	187,422.68	50,000.00
Other Expenses	1,053,971.00	1,053,971.00	461,363.63	302,593.08	290,014.29	-
Office of Traffic Signals and Signs						
Salaries and Wages	714,143.00	714,143.00	691,336.80	-	22,806.20	-
Other Expenses	283,700.00	283,700.00	111,663.55	129,352.15	42,684.30	-
County Bridges						
Other Expenses	100.00	100.00	-	-	100.00	-
Joint Bridges						
Salaries and Wages	105,408.00	105,408.00	71,458.10	-	33,949.90	-
Other Expenses	140,450.00	140,450.00	51,468.57	14,045.00	74,936.43	-
Director of Roads & Public Property						
Salaries and Wages	1,053,617.00	1,033,617.00	982,617.78	-	50,999.22	-
Other Expenses	46,500.00	66,500.00	43,383.58	20,572.52	2,543.90	-
Division of Buildings and Grounds						
Salaries and Wages	14,566,728.00	14,316,728.00	13,902,157.59	-	414,570.41	-
Other Expenses	6,000,000.00	6,000,000.00	4,524,419.91	754,055.12	721,524.97	-
Fuel	100.00	100.00	-	-	100.00	-
Telephone, Water & Light	8,000,000.00	8,350,000.00	7,916,883.20	245,621.41	187,495.39	-
Motor Pool						
Salaries and Wages	1,124,926.00	1,124,926.00	996,026.25	-	78,899.75	50,000.00
Other Expenses	1,196,600.00	1,196,600.00	770,176.64	367,501.54	58,921.82	-
Utilities	875,000.00	875,000.00	363,921.09	280,474.27	230,604.64	-
Lighting of Highways & Bridges	1,200,000.00	1,200,000.00	1,048,559.99	127,000.00	24,440.01	-
	42,115,538.00	41,980,538.00	36,483,896.10	2,387,108.75	2,984,533.15	125,000.00
DEPARTMENT OF HEALTH AND HUMAN SERVICES						
Division of Children and Youth Services						
Salaries and Wages	148,231.00	158,231.00	142,503.05	-	15,727.95	-
Other Expenses	2,949,335.00	2,949,335.00	2,195,259.08	591,363.15	162,712.77	-
Food and Kitchen Supplies	100.00	100.00	-	-	100.00	-
Office of Transportation Services						
Salaries and Wages	1,201,931.00	821,931.00	445,403.50	-	301,527.50	75,000.00
Other Expenses	683,600.00	683,600.00	259,232.67	355,697.31	68,670.02	-
Director of Health and Human Services						
Salaries and Wages	795,628.00	795,628.00	708,849.94	-	86,778.06	-
Other Expenses	1,225,285.00	1,225,285.00	760,641.93	294,862.82	169,780.25	-
Office of Specialized Health Services						
Salaries and Wages	162,803.00	162,803.00	-	-	162,803.00	-
Other Expenses	5,000.00	5,000.00	-	500.00	4,500.00	-
Division of Aging						
Salaries and Wages	370,826.00	360,826.00	312,383.45	-	48,442.55	-
Other Expenses	39,450.00	39,450.00	28,157.50	4,545.00	6,747.50	-
Office of Veteran's Affairs						
Salaries and Wages	150,395.00	150,395.00	119,207.92	-	31,187.08	-
Other Expenses	85,300.00	85,300.00	32,204.17	10,052.00	43,043.83	-
Office of Inclusion and Accessibility						
Salaries and Wages	205,393.00	155,393.00	69,434.50	-	60,958.50	25,000.00
Other Expenses	114,325.00	164,325.00	21,196.94	92,841.40	50,286.66	-
Office of Public Health Services						
Salaries and Wages	719,022.00	869,022.00	706,905.64	-	162,116.36	-
Other Expenses	2,182,858.00	2,312,858.00	1,575,380.75	528,765.52	208,711.73	-
Division of Mental Health & Addiction Services						
Salaries and Wages	269,442.00	269,442.00	246,976.65	-	22,465.35	-
Other Expenses	100.00	100.00	-	-	100.00	-
Diagnostic Shelter Program - Contractual	246,995.00	246,995.00	120,666.00	65,364.00	60,965.00	-
Meadowview Psychiatric Hospital						
Salaries and Wages	15,888,289.00	15,738,289.00	15,288,957.66	-	349,331.34	100,000.00
Other Expenses	3,042,754.00	3,042,754.00	1,786,052.02	1,027,607.01	229,094.97	-
Food and Kitchen Supplies	1,700,000.00	1,700,000.00	1,351,094.43	252,238.86	96,666.71	-

See Accompanying Notes to the Financial Statements.

STATEMENT OF APPROPRIATIONS - REGULATORY BASIS

	Appropriated		Paid or Charged	Expended		Unexpended Balances Canceled
	Adopted Budget	Modified Budget		Encumbered	Reserved	
HEALTH AND HUMAN SERVICES (continued)						
Aid to Handicapped Adults	\$ 15,000.00	\$ 15,000.00	\$ -	\$ 15,000.00	\$ -	\$ -
Children's Center for Special Needs	75,000.00	75,000.00	56,325.13	18,674.87	0.00	-
Aid to County Branch	47,000.00	47,000.00	28,931.79	18,068.21	-	-
Visiting Homemaker Service	5,700.00	5,700.00	-	5,700.00	-	-
Maintenance of Patients in State Institutions for:						
Mental Disease N.J.S.A. 30:4-79	5,335,241.00	5,335,241.00	5,314,176.94	-	21,064.06	-
Project C.A.A.R.E.	1,142,460.00	1,142,460.00	612,930.86	464,967.97	64,561.17	-
	<u>38,807,463.00</u>	<u>38,557,463.00</u>	<u>32,182,872.52</u>	<u>3,746,248.12</u>	<u>2,428,342.36</u>	<u>200,000.00</u>
DEPARTMENT OF FAMILY SERVICES						
County Welfare Agency						
Salaries and Wages	35,929,177.00	37,179,177.00	36,504,027.83	-	675,149.17	-
Other Expenses	28,051,796.00	28,051,796.00	26,149,516.94	329,991.83	1,072,287.23	500,000.00
Director of Family Services						
Salaries and Wages	349,853.00	354,853.00	335,665.61	-	19,187.39	-
Other Expenses	427,038.00	462,038.00	390,927.67	29,746.35	41,363.98	-
Office of Workforce Development						
Salaries and Wages	224,067.00	184,067.00	169,947.99	-	14,119.01	-
Other Expenses	41,930.00	41,930.00	-	4,193.00	37,737.00	-
County Assistance Programs	3,226,842.00	3,226,842.00	3,202,000.00	-	24,842.00	-
	<u>68,250,703.00</u>	<u>69,500,703.00</u>	<u>66,752,086.04</u>	<u>363,931.18</u>	<u>1,884,685.78</u>	<u>500,000.00</u>
DEPARTMENT OF CORRECTIONS AND REHABILITATION						
Adult Correctional Center						
Salaries and Wages	48,000,000.00	47,900,000.00	47,161,466.50	-	738,533.50	-
Salaries and Wages-ARP	3,000,000.00	3,000,000.00	3,000,000.00	-	-	-
Other Expenses	16,950,000.00	16,950,000.00	13,966,081.30	2,743,309.08	240,609.62	-
Food and Kitchen Supplies	8,800,000.00	9,050,000.00	7,552,616.48	1,345,446.75	151,936.77	-
Municipal Authorities and Utilities	1,000,000.00	850,000.00	657,967.05	9,399.62	182,633.33	-
	<u>77,750,000.00</u>	<u>77,750,000.00</u>	<u>72,338,131.33</u>	<u>4,098,155.45</u>	<u>1,313,713.22</u>	<u>-</u>
DEPARTMENT OF EDUCATION						
Superintendent of Schools						
Salaries and Wages	255,363.00	255,363.00	199,123.37	-	56,239.63	-
Other Expenses	20,000.00	20,000.00	5,894.97	7,936.55	6,168.48	-
Hudson County Community College	20,724,070.00	20,724,070.00	20,724,070.00	-	-	-
Reimbursements for Residents Attending Out of County						
Two Year Colleges (NJSA 18A:64A-23)	150,000.00	150,000.00	41,772.38	-	108,227.62	-
Vocational School	37,400,000.00	37,400,000.00	37,400,000.00	-	-	-
	<u>58,549,433.00</u>	<u>58,549,433.00</u>	<u>58,370,860.72</u>	<u>7,936.55</u>	<u>170,635.73</u>	<u>-</u>
DEPARTMENT OF HOUSING AND COMMUNITY REINTEGRATION						
Division of Housing and Community Development						
Salaries and Wages	194,336.00	194,336.00	100,141.29	-	94,194.71	-
Other Expenses	784,032.00	784,032.00	326,714.12	177,158.73	280,159.15	-
Office of Social Services						
Salaries and Wages	82,680.00	82,680.00	-	-	82,680.00	-
Other Expenses	358,500.00	273,500.00	35,686.85	49,825.00	187,988.15	-
Director of Housing & Community Reintegration						
Salaries and Wages	539,876.00	589,876.00	572,498.97	-	17,377.03	-
Other Expenses	27,500.00	27,500.00	13,025.48	11,577.09	2,897.43	-
Division of Community Reintegration						
Salaries and Wages	1,548,032.00	1,498,032.00	1,375,110.31	-	97,921.69	25,000.00
Other Expenses	165,800.00	165,800.00	41,366.22	64,279.94	60,153.84	-
	<u>3,700,756.00</u>	<u>3,615,756.00</u>	<u>2,464,543.24</u>	<u>302,840.76</u>	<u>823,372.00</u>	<u>25,000.00</u>
UNCLASSIFIED						
Administration of Debt Service	650,000.00	650,000.00	591,346.06	57,100.00	1,553.94	-
Ethics Board						
Salaries and Wages	8,239.00	8,239.00	8,216.54	-	22.46	-
Other Expenses	12,000.00	12,000.00	-	1,200.00	10,800.00	-
Volunteer Fire Co. Instruction -						
N.J.S.A. 40:23-89	4,000.00	4,000.00	4,000.00	-	-	-
Advertisements and Announcements	400,000.00	400,000.00	21,945.25	46,200.00	331,854.75	-
	<u>1,074,239.00</u>	<u>1,074,239.00</u>	<u>625,507.85</u>	<u>104,500.00</u>	<u>344,231.15</u>	<u>-</u>
Subtotal Operations	484,953,882.00					
Detail:						
Salaries and Wages	234,375,316.00	233,490,316.00	223,860,271.36	-	8,980,044.64	650,000.00
Other Expenses	250,578,566.00	251,463,566.00	220,362,368.13	18,523,357.47	10,752,740.40	1,825,100.00

See Accompanying Notes to the Financial Statements.

STATEMENT OF APPROPRIATIONS - REGULATORY BASIS

	Appropriated		Paid or Charged	Expended		Unexpended Balances Canceled
	Adopted Budget	Modified Budget		Encumbered	Reserved	
PUBLIC AND PRIVATE PROGRAMS						
Matching Funds for Grants	\$ 75,000.00	\$ 75,000.00	\$ -	\$ -	\$ 75,000.00	\$ -
Federal and State Grants						
NJ OIT 911 Next Generation Grant	350,218.14	350,218.14	350,218.14	-	-	-
Enhanced Mobility for Seniors and Persons with Disabilities Section	175,000.00	175,000.00	175,000.00	-	-	-
Seniors Farmers' Market	14,649.00	14,649.00	14,649.00	-	-	-
Law Enforcement Officers Training and Equipment	8,896.00	8,896.00	8,896.00	-	-	-
Hazardous Materials						
Emergency Preparedness	21,000.00	21,000.00	21,000.00	-	-	-
Clean Communities Grant	22,013.46	22,013.46	22,013.46	-	-	-
Rec. Opport. for Indiv w Disabilities	35,000.00	35,000.00	35,000.00	-	-	-
Council on the Arts, Local Arts Program	335,000.00	335,000.00	335,000.00	-	-	-
County Historical Partnership Program	95,233.00	95,233.00	95,233.00	-	-	-
Area Plan Grant	4,692,663.00	8,282,079.00	8,282,079.00	-	-	-
Homeless & Family Shelter Strategy Contract	2,512,600.00	2,512,600.00	2,512,600.00	-	-	-
County Comprehensive						
Alcoholism & Drug Abuse	1,535,129.00	1,535,129.00	1,535,129.00	-	-	-
Workfirst N.J. DFD	160,000.00	160,000.00	160,000.00	-	-	-
TB Health Services Grant - Federal	439,817.00	439,817.00	439,817.00	-	-	-
Community Programs or Clients of the Family Court	307,803.00	307,803.00	307,803.00	-	-	-
Juvenile Justice Commission - State/Community Partnership Grant	1,049,334.00	1,049,334.00	1,049,334.00	-	-	-
Prosecutor Insurance Fraud Reimb. Program	250,000.00	250,000.00	250,000.00	-	-	-
Edward Byrne Memorial						
Justice Assistance Grant (JAG)	115,892.00	271,750.00	271,750.00	-	-	-
Multi-Jurisdictional Gang Gun & Narcotics	173,952.00	173,952.00	173,952.00	-	-	-
Body Armor Replacement Program	41,411.90	41,411.90	41,411.90	-	-	-
HC SART/SANE Program	189,394.00	189,394.00	189,394.00	-	-	-
HC Safe Communities Grant	81,040.00	162,080.00	162,080.00	-	-	-
Juvenile Detention Alternative Initiative	60,000.00	60,000.00	60,000.00	-	-	-
Urban Area Security Initiative Grant	31,416.00	31,416.00	31,416.00	-	-	-
Transportation Alternatives Set Aside Prog.	760,000.00	760,000.00	760,000.00	-	-	-
NJ Transit Corp Senior Citizen & Transportation Assistance Act	1,460,214.00	1,460,214.00	1,460,214.00	-	-	-
Child Advocacy Center Multi-Disc Team	225,806.00	225,806.00	225,806.00	-	-	-
Emergency Management Agency Assist.	55,000.00	110,000.00	110,000.00	-	-	-
Hazard Mitigation Grant Program	225,000.00	225,000.00	225,000.00	-	-	-
Highway Sustained Safety Grant	48,620.00	86,800.00	86,800.00	-	-	-
HIV Emergency Relief Formula Grant	2,833,178.00	2,833,178.00	2,833,178.00	-	-	-
HIV Emergency Relief Supplemental Grant	1,653,516.00	1,653,516.00	1,653,516.00	-	-	-
Minority AIDS Initiative Program	437,348.00	437,348.00	437,348.00	-	-	-
Ending HIV Epidemic	2,000,000.00	2,000,000.00	2,000,000.00	-	-	-
US Treasury Coronavirus - CARES Act	835.52	835.52	835.52	-	-	-
US Treasury American Rescue Plan	3,245,300.43	3,245,300.43	3,245,300.43	-	-	-
Local Assistance and Tribal Consistency	50,000.00	100,000.00	100,000.00	-	-	-
Safe Streets and Roads for All Action Plan	480,000.00	480,000.00	480,000.00	-	-	-
National Opioid Settlement Fund	137,075.16	315,653.86	315,653.86	-	-	-
National Crimes Victims' Rights Week	4,903.43	4,903.43	4,903.43	-	-	-
National Endowment for the Arts - Arts Projects Program	-	60,000.00	60,000.00	-	-	-
State Health Insurance Assistance Program	-	39,000.00	39,000.00	-	-	-
Children's Interagency Coordinating Council	-	47,669.00	47,669.00	-	-	-
County Reentry Coordinators Program	-	100,000.00	100,000.00	-	-	-
Supportive Assistance to Individuals & Families (SAIF)	-	756,583.00	756,583.00	-	-	-
Human Services Advisory Council	-	69,419.00	69,419.00	-	-	-
State Aid Agreement - Hudson County Corrections	-	4,800,000.00	4,800,000.00	-	-	-
Workforce Innovation & Opportunities Act						
Data Reporting	-	12,971.00	12,971.00	-	-	-
Adult & Dislocated	-	3,297,452.00	3,297,452.00	-	-	-
WorkFirst New Jersey	-	4,025,985.00	4,025,985.00	-	-	-
Workforce Innovation and Opportunity Act Youth Allotments	-	1,813,220.00	1,813,220.00	-	-	-
Workforce Learning Link Program	-	306,168.00	306,168.00	-	-	-
Alliance to Prevent Alcohol & Drug Abuse	-	270,478.00	270,478.00	-	-	-
Hudson County Housing First Grant	-	1,000,000.00	1,000,000.00	-	-	-
Hudson County Re-Entry Pilot Program	-	7,000,000.00	7,000,000.00	-	-	-
Victims of Crime Act Grant Program	-	288,234.00	288,234.00	-	-	-
DMHAS Youth Leadership Grant	-	76,508.00	76,508.00	-	-	-

See Accompanying Notes to the Financial Statements.

STATEMENT OF APPROPRIATIONS - REGULATORY BASIS

	Appropriated		Paid or Charged	Expended		Unexpended Balances Canceled
	Adopted Budget	Modified Budget		Encumbered	Reserved	
PUBLIC AND PRIVATE PROGRAMS (continued)						
Federal and State Grants (continued)						
Local Efficiency Achievement Program						
(LEAP) Fellowship	\$ -	\$ 75,000.00	\$ 75,000.00	\$ -	\$ -	\$ -
(LEAP) Challenge	-	150,000.00	150,000.00	-	-	-
American Rescue Plan ARP Title III Award	-	1,459,659.00	1,459,659.00	-	-	-
ARP-County Adult Protective Services	-	243,127.00	243,127.00	-	-	-
H.C. Ambulatory Tuberculosis Care Program	-	318,116.00	318,116.00	-	-	-
County Based Innovation Project Opioid	-	203,963.00	203,963.00	-	-	-
Destination Marketing Organization Grant	-	252,000.00	252,000.00	-	-	-
Data-Driven Decision Making						
Organization Enhancement	-	167,500.00	167,500.00	-	-	-
Urban Area Security Initiative Grant	-	259,000.00	259,000.00	-	-	-
State Homeland Security Program	-	478,628.76	478,628.76	-	-	-
Munich Reinsurance Safety Grant Program	-	14,412.00	14,412.00	-	-	-
Stop Violence Against Women (VAWA)	-	34,062.00	34,062.00	-	-	-
Child Advocacy Development Grant	-	205,593.00	205,593.00	-	-	-
Medication Assisted Treatment Initiative	-	688,548.00	688,548.00	-	-	-
Subregional Studies Program Project	-	300,000.00	300,000.00	-	-	-
Subregional Transportation Planning Prog.	-	113,296.00	113,296.00	-	-	-
-Supplemental	-	15,000.00	15,000.00	-	-	-
Bipartisan Safer Communities Act	-	30,000.00	30,000.00	-	-	-
Comprehensive Opioid Stimulant & Substance Use Site-Based Program	-	1,600,000.00	1,600,000.00	-	-	-
Hudson County Correction & Rehabilitation Center Intake & Facility	-	12,300,000.00	12,300,000.00	-	-	-
Pedestrian Safety, Education & Enforcement Fund	-	60,000.00	60,000.00	-	-	-
NJ Urban & Community Forestry Program						
(NJUCF) Stewardship Grant	-	15,000.00	15,000.00	-	-	-
Highway Sustained Safety Grant	-	169,200.00	169,200.00	-	-	-
Total Public and Private Programs	26,389,258.04	73,653,122.50	73,578,122.50	-	75,000.00	-
Total Operations	511,343,140.04	558,607,004.50	517,800,761.99	18,523,357.47	19,807,785.04	2,475,100.00
Contingent	30,000.00	30,000.00	-	-	5,000.00	25,000.00
Total Operations Including Contingent	511,373,140.04	558,637,004.50	517,800,761.99	18,523,357.47	19,812,785.04	2,500,100.00
Detail:						
Salaries and Wages	234,375,316.00	233,490,316.00	223,860,271.36	-	8,980,044.64	650,000.00
Other Expenses	276,997,824.04	325,146,688.50	293,940,490.63	18,523,357.47	10,832,740.40	1,850,100.00
CAPITAL IMPROVEMENTS						
Capital Improvement Fund	3,000,000.00	3,000,000.00	3,000,000.00	-	-	-
ARP Project Funds:						
Brennan Courthouse Roof Restore	6,000,000.00	6,000,000.00	-	-	6,000,000.00	-
HC Community College Tower	15,000,000.00	15,000,000.00	-	-	15,000,000.00	-
HCCRC Intake and Facility Modifications	8,000,000.00	8,000,000.00	-	-	8,000,000.00	-
Facility Lease Revenue Bonds:						
Various Projects	9,651,526.86	9,651,526.86	9,651,526.86	-	-	-
County Plaza	3,443,700.00	3,443,700.00	3,443,700.00	-	-	-
County Secured Lease Revenue Bonds -						
Vocational Tech	9,981,100.00	9,981,100.00	9,981,100.00	-	-	-
Casino in the Park	540,976.70	540,976.70	540,976.70	-	-	-
Courthouse	19,232,150.00	19,232,150.00	19,232,150.00	-	-	-
	74,849,453.56	74,849,453.56	45,849,453.56	-	29,000,000.00	-
COUNTY DEBT SERVICE						
Payment of Bond Principal						
(a) County College Bonds	760,000.00	760,000.00	760,000.00	-	-	-
(b) State Aid - County College Bonds (N.J.S.)	4,529,000.00	4,529,000.00	4,529,000.00	-	-	-
(c) Vocational School Bonds	6,960,000.00	6,960,000.00	6,960,000.00	-	-	-
(d) Other Bonds	14,796,875.00	14,796,875.00	14,796,875.00	-	-	-
Interest on Bonds						
(a) County College Bonds	367,243.76	367,243.76	367,243.76	-	-	-
(b) State Aid - County College Bonds (N.J.S.)	1,681,104.44	1,681,104.44	1,681,104.44	-	-	-
(c) Vocational School Bonds	2,255,442.22	2,255,442.22	2,255,442.22	-	-	-
(d) Other Bonds	9,294,365.62	9,294,365.62	9,294,365.62	-	-	-

See Accompanying Notes to the Financial Statements.

STATEMENT OF APPROPRIATIONS - REGULATORY BASIS

	Appropriated		Paid or Charged	Expended		Unexpended Balances Canceled
	Adopted Budget	Modified Budget		Encumbered	Reserved	
COUNTY DEBT SERVICE (continued)						
Interest on Notes						
Open Space Bonds	\$ 235,000.00	\$ 235,000.00	\$ 235,000.00	\$ -	\$ -	\$ -
Interest on Open Space Bonds	182,983.76	182,983.76	182,983.76	-	-	-
Green Trust Loan Program	315,626.14	315,626.14	265,626.16	-	-	49,999.98
	<u>41,377,640.94</u>	<u>41,377,640.94</u>	<u>41,327,640.96</u>	<u>-</u>	<u>-</u>	<u>49,999.98</u>
DEFERRED CHARGES AND STATUTORY EXPENDITURES						
Deferred Charges						
Deferred Charges to Future Taxation - Unfunded:						
Roads & Bridges Ord. 249-04-2022	500,000.00	500,000.00	500,000.00	-	-	-
Statutory Expenditures						
Contribution To:						
Public Employee Retirement System	20,284,242.00	20,284,242.00	20,284,241.58	-	0.42	-
Social Security System	13,700,000.00	13,700,000.00	13,690,931.63	-	9,068.37	-
Police and Fire Retirement System	21,301,119.00	21,301,119.00	21,301,118.65	-	0.35	-
County Pension & Retirement Fund	900,000.00	900,000.00	900,000.00	-	-	-
Defined Contribution Retirement Plan	85,000.00	85,000.00	82,969.59	-	2,030.41	-
N.J. State Disability Insurance	1,000,000.00	1,000,000.00	835,567.26	-	164,432.74	-
Unemployment Compensation Insurance	300,000.00	300,000.00	-	300,000.00	-	-
Consolidated Police & Fire Pension	25,000.00	25,000.00	17,888.65	-	7,111.35	-
Court Attendant Pension Fund	280,000.00	280,000.00	172,908.28	-	107,091.72	-
Non-Contributory County Pension	2,340,000.00	2,340,000.00	2,131,422.79	-	208,577.21	-
Veterans Pension Fund	100.00	100.00	-	-	100.00	-
	<u>60,715,461.00</u>	<u>60,715,461.00</u>	<u>59,917,048.43</u>	<u>300,000.00</u>	<u>498,412.57</u>	<u>-</u>
JUDGMENTS	100.00	100.00	-	-	-	100.00
TOTAL GENERAL APPROPRIATIONS	<u>\$ 688,315,795.54</u>	<u>\$ 735,579,660.00</u>	<u>\$ 664,894,904.94</u>	<u>\$ 18,823,357.47</u>	<u>\$ 49,311,197.61</u>	<u>\$ 2,550,199.98</u>
				A-19	A	
Budget as Adopted	A-2	\$ 688,315,795.54				
Added by N.J.S.A. 40A:4-87	A-2	<u>47,263,864.46</u>				
		<u>735,579,660.00</u>				
Appropriations Canceled		<u>2,550,199.98</u>				
	A-1	<u>\$ 733,029,460.02</u>				
Capital Improvement Fund			\$ 3,000,000.00			
Deferred Charges			500,000.00			
Federal and State Grant Appropriations			<u>73,578,122.50</u>			
Interfund Subtotal	A-10		<u>77,078,122.50</u>			
Other Commitments	A-12		104,083.66			
Cash Disbursed	A-4		<u>587,712,698.78</u>			
			<u>\$ 664,894,904.94</u>			

COUNTY OF HUDSON
TRUST FUND
AS OF DECEMBER 31, 2023 AND 2022

Exhibit B

COMPARATIVE BALANCE SHEET - REGULATORY BASIS

	<u>Ref.</u>	<u>2023</u>	<u>2022</u>
<u>Assets</u>			
Cash and Cash Equivalents			
Community Development		\$ 914,992.63	\$ 700,711.91
State Unemployment		4,751,187.13	4,919,694.33
Self Insurance		9,052,359.96	13,415,804.37
Other Trust		50,598,180.32	43,146,432.72
	B-1	<u>65,316,720.04</u>	<u>62,182,643.33</u>
Community Development Programs Receivable	B-12	<u>30,756,845.83</u>	<u>30,990,503.45</u>
Total Assets		<u>\$ 96,073,565.87</u>	<u>\$ 93,173,146.78</u>
<u>Liabilities and Reserves</u>			
Reserve for:			
Encumbrances	B-2	\$ 25,764,040.26	\$ 17,339,330.47
Due to Current Fund	B-3	1,009,126.73	929,999.85
Dedicated Revenues	B-4	17,521,630.33	16,469,426.24
Motor Vehicle Fines	B-5	2,564,528.82	2,293,926.95
Self-Insurance Fund	B-6	9,051,260.96	13,230,203.37
State Unemployment Insurance Fund	B-7	4,722,338.47	4,890,845.67
Confiscated Cash Seized on Arrest	B-8	800,526.56	800,526.56
Other Cash Reserves	B-9	251,694.14	251,694.14
Accumulated Absences	B-10	2,708,033.78	3,191,967.45
County Open Space	B-11	10,115,563.30	9,360,242.45
Community Development Programs	B-13	<u>21,564,822.52</u>	<u>24,414,983.63</u>
Total Liabilities and Reserves		<u>\$ 96,073,565.87</u>	<u>\$ 93,173,146.78</u>

See Accompanying Notes to Financial Statements.

COUNTY OF HUDSON
GENERAL CAPITAL FUND
AS OF DECEMBER 31, 2023 AND 2022

EXHIBIT C

COMPARATIVE BALANCE SHEET - REGULATORY BASIS

	<u>Ref.</u>	<u>2023</u>	<u>2022</u>
<u>Assets</u>			
Cash and Cash Equivalents	C-2, C-3	\$ 3,571,375.03	\$ 34,995,878.48
State Road Aid Allotments Receivable	C-4	88,356,178.45	56,231,090.78
Federal Grants Receivable	C-5	3,500,000.00	-
Due From State - Green Acres Program II	C-6	3,966,440.50	3,966,440.50
Deferred Charges to Future Taxation:			
Funded	C-7	406,458,046.21	426,944,198.92
Unfunded	C-8	226,236,957.34	149,023,645.00
Total Assets		<u>\$ 732,088,997.53</u>	<u>\$ 671,161,253.68</u>
<u>Liabilities, Reserves and Fund Balance</u>			
Interfunds Payable			
Due to Current Fund	C-12	\$ -	\$ 75,849.96
Due to Federal and State Grants Fund	C-12	7,072,006.76	-
Reserve for Youth Consultation Services	C-9	130,934.65	130,934.65
General Serial and Term Bonds Payable	C-19	397,189,000.00	416,510,000.00
Bergen Ave Refunding Bonds	C-21	7,826,875.00	8,758,750.00
Capital Improvement Fund	C-15	1,910,632.17	6,218,342.17
Retained Percentages Due Contractors	C-10	923,028.84	1,100,108.22
Contracts Payable	C-14	44,639,616.94	49,213,202.58
Reserve for Payment of Debt	C-17	18,796,307.74	25,515,187.74
Reserve for State Road Aid Allotments	C-16	2,142,499.87	2,142,499.87
Green Acres Loans Payable	C-18	1,442,171.21	1,675,448.92
Reserve for Public Buildings, Grounds and Parks Arts Inclusion	C-20	3,506,329.42	2,738,218.19
Reserve for Preliminary Expense	C-11	751,140.00	1,140.00
Improvement Authorizations:			
Funded	C-13	125,896,670.58	100,444,442.66
Unfunded	C-13	118,983,010.23	55,758,354.50
Fund Balance	C-1	878,774.12	878,774.22
Total Liabilities, Reserves, and Fund Balance		<u>\$ 732,088,997.53</u>	<u>\$ 671,161,253.68</u>
Bonds and Notes Authorized But Not Issued	C-22	<u>\$ 226,236,957.34</u>	<u>\$ 149,023,645.00</u>

See Accompanying Notes to the Financial Statements.

COUNTY OF HUDSON
GENERAL CAPITAL FUND
FOR THE YEAR ENDED DECEMBER 31, 2023

EXHIBIT C-1

STATEMENT OF CHANGES IN FUND BALANCE - REGULATORY BASIS

	<u>Ref.</u>	<u>2023</u>	<u>2022</u>
Balance, Beginning of Year	C	\$ 878,774.22	\$ 878,774.22
Decreased by:			
Cash Adjustment	C-2	<u>0.10</u>	<u>-</u>
Balance, End of Year	C	<u>\$ 878,774.12</u>	<u>\$ 878,774.22</u>

See Accompanying Notes to the Financial Statements.

COUNTY OF HUDSON
AFFORDABLE HOUSING UTILITY FUND
AS OF DECEMBER 31, 2023 AND 2022

EXHIBIT D

COMPARATIVE BALANCE SHEET - REGULATORY BASIS

	<u>Ref.</u>	<u>2023</u>	<u>2022</u>
<u>Assets</u>			
Operating Fund:			
Cash and Cash Equivalents	D-4	\$ 398,315.80	\$ 391,771.02
Interfund Receivable	D-5	340.13	177.14
		<u>398,655.93</u>	<u>391,948.16</u>
Capital Fund:			
Cash and Cash Equivalents:	D-4, D-6	<u>203,822.97</u>	<u>203,659.98</u>
Total Assets		<u>\$ 602,478.90</u>	<u>\$ 595,608.14</u>
<u>Liabilities, Reserves and Fund Balance</u>			
Operating Fund:			
Reserve for Receivables	contra	\$ 340.13	\$ 177.14
Fund Balance	D-1	<u>398,315.80</u>	<u>391,771.02</u>
		<u>398,655.93</u>	<u>391,948.16</u>
Capital Fund:			
Interfund Payable	D-5	340.13	177.14
Improvement Authorizations - Funded	D-7	<u>203,482.84</u>	<u>203,482.84</u>
		<u>203,822.97</u>	<u>203,659.98</u>
Total Liabilities, Reserves and Fund Balance		<u>\$ 602,478.90</u>	<u>\$ 595,608.14</u>

See Accompanying Notes to Financial Statements.

COUNTY OF HUDSON
 AFFORDABLE HOUSING UTILITY OPERATING FUND
 FOR THE YEAR ENDED DECEMBER 31, 2023

EXHIBIT D-1

COMPARATIVE STATEMENT OF OPERATIONS AND CHANGES IN FUND BALANCE -
 REGULATORY BASIS

	<u>Ref.</u>	<u>2023</u>	<u>2022</u>
<u>Revenue and Other Income Realized</u>			
Fund Balance Utilized	D-2	\$ 250.00	\$ 250.00
Other Credits to Income:			
Non-Budget Revenues	D-2	6,707.77	2,331.14
Prior Year Interfunds Returned	D-5	177.14	14.28
		<u>7,134.91</u>	<u>2,595.42</u>
<u>Expenditures</u>			
Current Year Interfunds Advanced	D-5	340.13	177.14
Statutory Excess to Fund Balance		6,794.78	2,418.28
Fund Balance, January 1		<u>391,771.02</u>	<u>389,602.74</u>
		398,565.80	392,021.02
Decreased by:			
Utilized as Anticipated Revenue	D-2	250.00	250.00
Fund Balance, December 31	D	<u>\$ 398,315.80</u>	<u>\$ 391,771.02</u>

See Accompanying Notes to Financial Statements.

COUNTY OF HUDSON
 AFFORDABLE HOUSING UTILITY OPERATING FUND
 FOR THE YEAR ENDED DECEMBER 31, 2023

EXHIBIT D-2

STATEMENT OF REVENUES - REGULATORY BASIS

	Adopted Budget	Realized	Excess (Deficit)
Operating Surplus Anticipated	\$ 250.00	\$ 250.00	\$ -
Budget Totals	250.00	250.00	-
Non-Budget Revenues			
Interest on Deposits	-	6,707.77	6,707.77
	<u>\$ 250.00</u>	<u>\$ 6,957.77</u>	<u>\$ 6,707.77</u>
<u>Ref.</u>	D-3		
Capital Interest	D-4	\$ 162.99	
Operating Interest	D-4	6,544.78	
	D-1	6,707.77	
	D-1	250.00	
		<u>\$ 6,957.77</u>	

See Accompanying Notes to Financial Statements.

COUNTY OF HUDSON
 AFFORDABLE HOUSING UTILITY OPERATING FUND
 FOR THE YEAR ENDED DECEMBER 31, 2023

EXHIBIT D-3

STATEMENT OF APPROPRIATIONS - REGULATORY BASIS

	Appropriations		Expended		
	Budget	Modified Budget	Paid or Charged	Reserved	Cancelled
Operations:					
Other Expenses	\$ 250.00	\$ 250.00	\$ -	\$ -	\$ 250.00
	\$ 250.00	\$ 250.00	\$ -	\$ -	\$ 250.00
	<u>Ref.</u>				
Budget as Adopted	D-2	\$ 250.00			
Appropriations Canceled	above	250.00			
	D-1	\$ -			

COMPARATIVE STATEMENT OF GENERAL FIXED ASSETS - REGULATORY BASIS

	<u>Ref.</u>	<u>2023</u>	<u>2022</u>
<u>Assets</u>			
Land, Improvements, Easements and Right of Way	E-1	108,369,753.21	102,208,063.97
Construction / Buildings	E-1	334,492,474.95	335,495,457.85
Machinery, Equipment & Licensed Vehicles	E-1	<u>154,838,465.24</u>	<u>155,067,728.32</u>
Total Assets		<u>\$ 597,700,693.40</u>	<u>\$ 592,771,250.14</u>
<u>Investment in Fixed Assets</u>			
Investment in General Fixed Assets	E-2	<u>\$ 597,700,693.40</u>	<u>\$ 592,771,250.14</u>

See Accompanying Notes to the Financial Statements.

NOTE 1. SUMMARY OF SIGNIFICANT ACCOUNTING POLICIES

REPORTING ENTITY

The County of Hudson, New Jersey (the “County”) functions independently through a county executive plan form of government pursuant to New Jersey Statutes Annotated (N.J.S.A.) Title 40, Chapter 41A. The governing body consists of a county executive, elected to a four-year term, and a board of nine commissioners, who are elected to concurrent three-year terms. The purpose of the County is to provide general county services and conduct general county affairs, as provided for by the County’s various departments, offices, agencies and programs. The County also has certain oversight responsibilities towards local governments that are located within the County’s geographical boundaries, including its twelve municipalities.

The financial statements of the County include every board, body, officer or commission supported and maintained wholly or in part by funds appropriated by the County, as required by N.J.S.A. 40A:5-5. Governmental Accounting Standards Board (“GASB”) establishes criteria to be used to determine which component units should be included in the financial statements of the primary government (the County). Inasmuch, its administrative operations activity of the Department of Family Services, Division of Welfare is a Department of the County, as well as those of other County Departments, are blended with that of the County. The State of New Jersey, Department of Community Affairs, Division of Local Government Services, (the “Division”) requires the financial statements of the County to be reported separately from its component units. If the provisions of GASB had been complied with, the following component units would have been discretely presented with the financial statements of the County:

Hudson County Community College	Hudson County Schools of Technology
Hudson County Improvement Authority	Hudson County Workforce Development Board

Audit reports of the component units are available at the offices of each of the respective component units.

BASIS OF PRESENTATION

GASB is the accepted standard-setting body for establishing governmental accounting and financial reporting principles. GASB codification establishes three fund categories to be used by general purpose governmental units when reporting financial position and results of operations in accordance with accounting principles generally accepted in the United States of America (GAAP).

The financial statements of the County have been prepared in conformity with accounting principles and practices prescribed by the Division, which differ from GAAP. Such principles and practices prescribed by the Division are designed primarily for determining compliance with legal provisions and budgetary restrictions and as a means of reporting on the stewardship of public officials with respect to public funds. Under this method of accounting, the County accounts for its financial transactions through the following separate funds and account group, which differ from the fund structure required by GAAP.

Current Fund – This is the general fund of the County and is used to record income and expenditures of a general operating nature.

Federal and State Grant Fund – This fund is used to account for activity of the majority of the grants received by the County, including grant receivables and their related receipts and expenditures against related grant reserves. Grants recorded here must also be included in the County operating budget.

Trust Funds – This fund is used to account for receipts, custodianship and disbursement of dedicated revenues in accordance with the purpose for which each reserve was created, subject to available cash in each individual trust fund reserve established pursuant to N.J.S.A. 40A:4-39 and other applicable state statutes.

NOTE 1. SUMMARY OF SIGNIFICANT ACCOUNTING POLICIES (continued)

General Capital Fund – This fund is used to account for the receipt and disbursement of funds for the acquisition of general capital facilities, other than those acquired in the Current Fund or other funds. Also included in this fund are bonds and notes payable offset by deferred charges to future taxation.

Affordable Housing Utility Operating and Capital Fund – This fund is used to account for the operations and acquisition of capital facilities of the County-owned Affordable Housing Utility. The Operating Utility records revenues and expenditures applicable to the general operation of the program to create additional affordable housing in the County. The Capital Utility is used to account for financial resources used to provide loans to create affordable housing within the County.

General Fixed Assets – This is not a separate fund type, but an “account group” used to account for all fixed assets of the County.

The accounts of the County are maintained in accordance with the Division’s principles of fund accounting to ensure observance of limitations and restrictions on the resources available. The Division’s principles of fund accounting require that resources be classified for accounting and reporting purposes into funds in accordance with activities or objectives specified for the resources. The operations of each fund are accounted for with a separate set of self-balancing accounts that comprise its assets, liabilities, fund equity, revenues and expenditures. Resources are allocated to and accounted for in individual funds based upon the purposes for which they are to be spent and the means by which spending activities are controlled. The General Fixed Assets account group, on the other hand, is a financial reporting device designed to provide accountability for certain fixed assets and the investment in those fixed assets that are not recorded in the funds because they do not directly affect net expendable available financial resources.

BASIS OF ACCOUNTING

The County prepares its financial statements on a basis of accounting prescribed by the Division that demonstrates compliance with a modified accrual basis and the budget laws of the State of New Jersey, which is a comprehensive basis of accounting other than accounting principles generally accepted in the United States of America. The current financial resource focus and modified accrual basis of accounting is generally followed with significant exceptions which are explained as follows:

Revenues – Revenues are realized when received in cash except for certain amounts which are due from other governmental units. Receipts from Federal revenue sharing funds and other Federal and State grants are realized as revenue when anticipated in the budget. Receivables for property taxes assessed to the municipalities within the County, as well as any amounts added or omitted and other amounts due to the County, are recorded with offsetting reserves on the balance sheet of the Current Fund. Such amounts are not recorded as revenue until collected. Accordingly, no provision has been made to estimate that portion of receivables that are uncollectible. GAAP requires revenues to be recognized in the accounting period when they become measurable and available and in certain instances reduced by an allowance for doubtful accounts.

Expenditures – Expenditures are recorded on the “budgetary” basis of accounting. Generally, expenditures are recorded when an amount is encumbered for goods or services through the issuance of a purchase order in conjunction with the encumbrance accounting system. Appropriation reserves covering unexpended appropriation balances are automatically created at the end of each year and recorded as liabilities, except for amounts which may be canceled by the governing body. Appropriations for principal and interest payments on general capital and utility indebtedness are provided on the cash basis. GAAP requires expenditures in the current (or general) fund to be recognized in the accounting period in which the fund liability is incurred, if measurable, except for un-matured interest on general long-term debt, which should be recognized when due.

NOTE 1. SUMMARY OF SIGNIFICANT ACCOUNTING POLICIES (continued)

BASIS OF ACCOUNTING (continued)

Encumbrances – Encumbrances are contractual orders outstanding at year end reported as expenditures through the establishment of an encumbrance payable. Outstanding encumbrances at year end are reported as a cash liability in the financial statements. Encumbrances do not constitute expenditures under GAAP.

Appropriation Reserves – Appropriation Reserves are available until lapsed at the close of the succeeding year to meet specific claims, commitments or contracts incurred during the preceding fiscal year. Transfers are allowed between certain line items during the first three months of the fiscal year. Lapsed appropriation reserves are recorded as other credits to income. Appropriation Reserves do not exist under GAAP.

Interfunds – Advances from the Current Fund are reported as interfunds receivable with offsetting reserves which are created by charges to operations. Income is recognized in the year the receivables are liquidated. Interfunds receivable in other funds are not offset by reserves. GAAP does not require the establishment of an offsetting reserve.

Inventories of Supplies – The costs of inventories of supplies for all funds are recorded as expenditures at the time individual items are purchased. The costs of inventories are not included on the various balance sheets. GAAP requires the cost of inventories to be reported as a current asset and equally offset by a fund balance reserve.

Deferred Charges to Future Taxation, Funded and Unfunded - Upon the authorization of capital projects, the County establishes deferred charges for the costs of the capital projects to be raised by future taxation. Funded deferred charges relate to permanent debt issued, whereas unfunded deferred charges relate to temporary or non-funding of the authorized cost of capital projects. Annually, the County raises the debt requirements for that particular year in the Current Fund budget. As the funds are raised by taxation, the deferred charges are reduced. GAAP does not require the establishment of deferred charges to future taxation.

Improvement Authorizations – Improvement Authorizations in the general capital fund represent the unexpended balance of an ordinance appropriation and is similar to the unexpended portion of the budget in the current fund. GAAP does not recognize these amounts as liabilities.

Compensated Absences and Post-Employment Benefits - Compensated absences for vacation, sick leave and other compensated absences are recorded and provided for in the annual budget in the year in which they are paid, on a pay-as-you-go basis. Likewise, no accrual is made for post-employment benefits, if any, which are also funded on a pay-as-you-go basis. GAAP requires that the amount that would normally be liquidated with expendable financial resources to be recorded as an expenditure in the operating funds and the remaining obligations be recorded as long-term obligations.

Long-Term Obligations - General long-term debt is recognized as a liability of the General Capital Fund for the full amount. The County's utility long-term debt is recognized as a liability of the Affordable Housing Utility Capital Fund for the full amount.

Net Pension and Net OPEB Liabilities - Had generally accepted accounting principles been followed, the City's share of its actuarially determined net pension liabilities for the Public Employees Retirement System ("PERS"), Police and Fire Retirement System ("PFRS") and other post-employment benefit plans would be required to be accrued on the City's balance sheet. Accounting practices prescribed by the Division of Local Government Services only require note disclosure of these liabilities and related actuarial information. The City appropriates annually the amounts required to be paid in any fiscal year in that year's budget its share of PERS and PFRS obligations.

NOTE 1. SUMMARY OF SIGNIFICANT ACCOUNTING POLICIES (continued)

Leases - Under GASB Statement No. 87, lease commitments, including those with bargain purchase options, are required to be recorded as lease liabilities at the present value of future lease payments, offset with a tangible asset or right-of-use asset as applicable. Commitments for the purchase and ownership of capital assets are recorded as financed purchases reflected in the amount of the liability and corresponding asset. In accordance with accounting practices prescribed by the Division, leases for operating expenditures are not shown as liabilities and accordingly no corresponding asset is recorded. Leases for non-operating expenditures for the acquisition of assets with useful lives exceeding five years may be recorded at historical cost as capital leases or installment purchase agreements payable with offsetting deferred charges if there is either a transfer of ownership of property or an option for ownership.

General Fixed Assets - Accounting for Governmental Fixed Assets as promulgated by the Division differs in certain respects from GAAP, and requires the inclusion of a statement of general fixed assets as part of the County's basic financial statements. Fixed assets used in governmental operations (general fixed assets) are accounted for in an account group identified as "General Fixed Assets" and are not included within the records of any fund types. Purchases from these funds for fixed assets are recorded as expenditures within the fund. With minor exception, public domain ("infrastructure") general fixed assets consisting of certain improvements other than improvements to buildings, such as improvements to roads, bridges, curbs and gutters, streets and sidewalks and drainage systems are not capitalized. All fixed assets, except land, are valued at historical cost or estimated historical cost if actual historical cost is not available. Expenditures for construction in progress are recorded in the Capital Fund against authorizations under which the project was approved until such time as the construction is completed and put into operations.

The County is required to maintain a subsidiary ledger of detailed records of fixed assets and to provide property management standards to control fixed assets. The Division sets a maximum policy for defining general fixed assets as non-expendable personal property having a physical existence, a useful life of more than five years and an acquisition cost of \$5,000 or more per unit.

No depreciation has been provided for in the financial statements. Fixed assets acquired through federal grants in aid or contributed capital have been accounted for separately.

Accounting for utility fund property and equipment purchased by the Affordable Housing Utility Fund are recorded in the capital account at cost and are adjusted for disposition and abandonment. The amounts shown do not purport to represent reproduction costs or current value. The utility does not record depreciation on fixed assets.

GAAP requires the recording of infrastructure assets and requires capital assets be depreciated over their estimated useful life unless they are either inexhaustible or are infrastructure assets reported using the modified approach.

Use of Estimates - The preparation of financial statements requires management to make estimates and assumptions that affect: the reported amounts of assets and liabilities, disclosure of contingent assets and liabilities at the date of the financial statements and the reported amounts of revenues and expenses during the reporting period. Actual results could differ from these estimates.

Cash and Investments - New Jersey governmental units are required to deposit public funds in a public depository. Public depositories are defined by statutes as any State or federally chartered bank, savings bank or an association located in New Jersey or a state or federally chartered bank, savings bank or an association located in another state with a branch office in New Jersey, the deposits of which are insured by the Federal Deposit Insurance Corporation (FDIC) and which receives or holds public funds on deposit. N.J.S.A. 40A:5-15.1 provides a list of securities which may be purchased by New Jersey municipal units.

NOTE 1. SUMMARY OF SIGNIFICANT ACCOUNTING POLICIES (continued)

The County is also required to annually adopt a cash management plan and to deposit or invest its funds pursuant to the cash management plan. The cash management plan adopted by the County requires it to deposit funds as permitted in N.J.S.A 40:5-15.1, so long as the funds are deposited in public depositories protected from loss under the provisions of the Governmental Unit Deposit Protection Act (GUDPA). GUDPA was enacted in 1970 to protect governmental units from a loss of funds on deposit with a failed banking institution in New Jersey and requires all public depositories pledge collateral, having a market value of five percent of the average daily balance of collected public funds, to secure the deposits of governmental units. If a public depository fails, the collateral it has pledged, plus the collateral of all other public depositories in the collateral pool, is available to pay the full amount of their deposits to the governmental units.

In 2009, legislation revised GUDPA to provide higher levels of security and oversight. Among the increased protections and oversight, the revised GUDPA ensures a common level of deposit risk by each bank choosing to accept local government deposits, requires banks to fully collateralize deposits over \$200 million, implements enforcement protocol which allows the Department of Banking and Insurance to institute risk-based collateral requirements promptly when a bank shows signs of stress, provides enhanced oversight by the Department of banking and insurance and permits GUDPA certificates to be provided through an online system.

Cash Equivalents include certificate of deposits with a maturity date of less than three (3) months.

Also see Note 2 - Cash and Cash Equivalents.

Budgets and Budgetary Accounting - An annual budget is required to be adopted and integrated into the accounting system to provide budgetary control over revenues and expenditures. Budget amounts presented in the accompanying financial statements represent amounts adopted by the County and approved by the Division in accordance with the Local Budget Law. Budgets are adopted on the same basis of accounting utilized for the preparation of the County's financial statements. The budgetary requirements herein outlined are applicable to only the Current and Affordable Housing Utility Operating Funds, and not the Trust, Capital Fund, Affordable Housing Utility Capital Fund or the General Fixed Assets account group. However, statutes require the County to adopt annually a six-year capital plan. This plan allows the governing body to expend or incur obligations for capital purposes only. Such projects under the plan must be adopted through capital ordinance.

The County must adhere to procedures for adoption of its annual budget as established by the Division. These procedures include statutory deadlines of: January 26 for introduction and approval and February 28 for adoption. These dates are subject to extension by the Division by approval of the Local Finance Board. Appropriations within the adopted budget cannot be modified until the final two months of the year at which time transfers between certain line items are allowed. Under certain circumstances emergency authorizations and insertions of items of revenue and appropriation are allowed by authorization of the governing body, subject to approval of the Division.

The County must prepare its budgets in compliance with applicable laws capping the amounts by which the County may increase its appropriations or its tax levy to be apportioned among its constituent municipalities. A description of both "CAPS" follows:

1977 2.5% Appropriation and Levy "CAP": This Cap, calculated using the formulas and provisions primarily of N.J.S.A. 40A:4-45.2 and 45.4, was originally adopted into law in 1976 and was most recently amended in 2003. Under this law, the County is permitted to increase its overall appropriations (with certain exceptions as defined within the law) by 2.5% or the "cost of living adjustment" (COLA), whichever is less. The COLA is calculated based on the traditional federal government inflation calculation. The County can, when the COLA is less than or equal to 2.5%, increase its County tax levy to one percentage point greater than the COLA, up to a maximum of 3.5%, upon passage of a resolution.

NOTE 1. SUMMARY OF SIGNIFICANT ACCOUNTING POLICIES (continued)

2010 Levy "CAP": The 2010 Levy Cap is calculated using the formulas and provisions of N.J.S.A 40A:4-45.44 through 45.47. It establishes limits on the increase in the total County amount to be raised by taxation (tax levy). The core of the levy cap formula is a 2% increase to the previous year's amount to be raised by taxation, net of any applicable cap base adjustments and emergency or special emergency appropriations.

Sale of Municipal Assets - The proceeds of the sale of County assets can be held until made available through a future budget appropriation. GAAP requires such proceeds to be recorded as revenue in the year of sale.

Reserves (Other than Reserve for Receivables) - Reserves, other than reserve for receivables are considered as liabilities, and not as a reservation of fund balance.

Reserve for Receivables and Other Assets – Receivables of the County, with the exception of certain intergovernmental receivables, are offset on the balance sheet with a credit that is created to preserve the revenue recognition basis required by the Division's accounting principles. The reserve delays the recognition of these revenues until they are received in cash.

Advertising Costs - Advertising costs are charged against the appropriate budget line as they occur. The County does not engage in direct-response advertising.

Fund Balance - Fund equity represented on the financial statements consists solely of Fund Balance, which is not further categorized with respect to reservations (portions of fund equity not available for appropriation for expenditure or legally segregated for a specific future use) or designations (plans for future use of financial resources)

BASIC FINANCIAL STATEMENTS

The GASB Codification also requires the financial statements of a governmental unit presented in the general purpose financial statements to be in accordance with GAAP. The County presents the financial statements listed in the table of contents which are required by the Division and which differ from the financial statements required by GAAP.

Comparative Data - Comparative data for the prior year has been presented in the accompanying balance sheets and statements of operations in order to provide an understanding of changes in the County's financial position and operations. Comparative data is not presented in all statements because their inclusion would make certain statements unduly complex and difficult to understand.

Reclassifications – Certain reclassifications have been made to the prior year financial statement presentation to correspond to the current year's format. These reclassifications had no effect on fund balance and changes in fund balance.

Reconciliation of Accounting Basis – As described throughout Note 1, substantial differences exist between GAAP and the basis prescribed by the Division. Reconciliation between the two would not be meaningful or informative and therefore is not provided herein.

COUNTY OF HUDSON
 NOTES TO FINANCIAL STATEMENTS
 DECEMBER 31, 2023 AND 2022

NOTE 2. CASH AND CASH EQUIVALENTS

DEPOSITS

All cash and cash equivalents on deposit are partially insured by the FDIC up to \$250,000 for each depository. Deposits in excess of FDIC limits, as noted below, are entirely insured or collateralized by a collateral pool maintained by public depositories as required by GUDPA (see Note 1 - Cash and Investments) or are on deposit with the New Jersey Asset and Rebate Management Program (NJARM) and New Jersey Educational Facilities Authority (NJEFA).

Custodial Credit Risk - Custodial credit risk is the risk that, in the event of a bank failure, the County will not be able to recover deposits or collateral securities that are in the possession of an outside party. The County does not have a deposit policy for custodial credit risk. Deposits are exposed to custodial credit risk if they are not covered by depository insurance and the deposits are:

- a. Uncollateralized.
- b. Collateralized with securities held by the pledging financial institution.
- c. Collateralized with securities held by the pledging financial institution’s trust department or agent but not in the County’s name.

At December 31, 2023 and 2022, the County’s deposits are summarized as follows, deposits are allocated among 7 financial institutions:

	2023	2022
Insured - FDIC	\$ 1,500,000.00	\$ 1,453,659.98
Insured - GUDPA	304,199,970.99	330,637,960.06
NJ Asset and Rebate Management Program	568,896.70	541,291.71
	\$ 306,268,867.69	\$ 332,632,911.75

Under GUDPA, financial institutions are not required to pledge collateral for amounts covered by FDIC insurance.

Foreign Currency Risk - Foreign currency risk is the risk that changes in exchange rates will adversely affect deposits. None of the County’s deposits as of December 31, 2023 and 2022 are held in foreign currency.

INVESTMENTS

New Jersey statutes permit the County to purchase the following types of securities when authorized by the cash management plan (described in Note 1):

- Bonds or other obligations of the United States of America or obligations guaranteed by the United States of America.
- Government money market mutual funds.
- Any obligation that a federal agency or a federal instrumentality has issued in accordance with an act of Congress, which security has a maturity date not greater than 397 days from the date of purchase, provided that such obligation bears a fixed rate of interest not dependent on any index or other external factor.
- Bonds or other obligations of the local unit or bonds or other obligations of school districts of which the local unit is a part or within which the school district is located.
- Bonds or other obligations having a maturity date not more than 397 days from the date of purchase, approved by the Division of Local Government Services for investment by local units.
- Local government investment pools.
- Deposits with the State of New Jersey Cash Management Fund.
- Agreements for the repurchase of fully collateralized securities if (a) the underlying securities are permitted investments pursuant to the first and third bullets of this section, (b) the custody of collateral is transferred to a third party, (c) the maturity of the agreement is not more than 30 days, (d) the underlying securities are purchased through a public depository and (e) a master repurchase agreement providing for the custody and security of collateral is executed.

COUNTY OF HUDSON
 NOTES TO FINANCIAL STATEMENTS
 DECEMBER 31, 2023 AND 2022

NOTE 2. CASH AND CASH EQUIVALENTS (continued)

Custodial Credit Risk - In the case of investments, custodial credit risk is the risk that, in the event of failure of the counterparty, the County will not be able to recover the value of its investments or collateral securities in the possession of an outside party. Investments are exposed to custodial credit risk if they are uninsured, are not registered in the County’s name and are held by either the counterparty or its trust department or agent, but not in the County’s name.

Foreign Currency Risk - Investments are also exposed to the same foreign currency risk as deposits. It is the risk that changes in exchange rates will adversely affect investments. The County does not have any investments denominated in foreign currency as of December 31, 2023 and 2022.

Interest Rate Risk – Interest rate risk is the risk that changes in interest rates will adversely affect the fair value of an investment. The County does not have a formal investment policy that limits investment maturities as a means of managing its exposure to fair value losses arising from increasing interest rates.

Credit Risk – Credit risk is the risk that an issuer or other counterparty to an investment will not fulfill its obligations. The County does not have an investment policy regarding the management of credit risk.

Concentration of Credit Risk - The County places no formal limit on the amount it may invest in any one issuer. New Jersey Statutes limit municipal investments to those specified and summarily identified in the first paragraph of the “Investments” section of this note. Currently, the County’s only investments consist of deposits in the MBIA Government Investment Pool, the NJARM Program and the NJEFA Fund, all of which are classified as Government Investment Pools.

Investment Type	Fair Value*	Investment Maturities (in Years)			
		< 1	1 - 5	6 - 10	> 10
2023 Government Investment Pools	\$ 568,896.70	\$ 568,896.70	\$ -	\$ -	\$ -
2022 Government Investment Pools	\$ 541,291.71	\$ 541,291.71	\$ -	\$ -	\$ -

*Short-term investments are carried at cost, which approximates fair value.

The New Jersey Asset and Rebate Management Program (“NJARM”) – This is a financial organization created exclusively for New Jersey local governments. The Program was designed to help achieve excellence in the governmental unit’s investment program. Created as a joint investment trust under the Interlocal Services Act, NJARM provides participants with investment and arbitrage compliance services for both bond proceeds and general operating funds. As of December 31, 2023 and 2022, the County had balances \$568,896.70 and \$541,291.71, respectively, in the NJARM Program government investment pool.

NOTE 3. PROPERTY TAXES RECEIVABLE AND PROPERTY TAX CALENDAR

Property taxes are collected and remitted quarterly to the County by the County’s twelve municipalities. Each municipality is responsible for enforcing collection from individual taxpayers, and is required to remit to the County the full amount of the County portion of the municipality’s total tax levy. The County portion includes County purpose taxes and County Open space taxes. Property taxes receivable for County purpose taxes are recorded in the Current Fund, while County Open Space Taxes are recorded in the Trust Fund, as each municipality’s semiannual tax levy billing is approved. In addition, the County’s share of taxes for any added and omitted assessments throughout the year for each municipality is recorded by the County as taxes receivable in the Current Fund.

**COUNTY OF HUDSON
NOTES TO FINANCIAL STATEMENTS
DECEMBER 31, 2023 AND 2022**

NOTE 3. PROPERTY TAXES RECEIVABLE AND PROPERTY TAX CALENDAR (continued)

Property tax bills are to be mailed by the municipality on or before June 14 and December 1. If the municipality is unable to mail bills by these dates, it has until June 30 and December 31 to mail estimated bills for the respective initial mailing dates. The June 14/30 bill is due from the taxpayer to the municipality in two quarterly installments on August 1 and November 1. The municipality is then required to remit the County taxes to the County on August 15 and November 15. The December 1/31 bill is due from the taxpayer to the municipality in two quarterly installments on February 1 and May 1. The municipality is then required to remit the County taxes to the County on February 15 and May 15. For added/omitted taxes, the municipality is to mail the bill on or before October 25. The due date for the taxpayer to pay the municipality is November 1. The municipality is then required to remit the County taxes on added/omitted assessments by February 15. Taxes were levied for the years ended December 31, 2023 and 2022 as follows:

Year Ended		County-Purpose Tax Levy Raised	Added and Omitted Tax Levy	County Open Space Tax Levy
Dec. 31	Total	Support of Budget		
2023	\$ 426,390,784.75	\$ 414,180,876.11	\$ 3,292,502.80	\$ 8,917,405.84
2022	\$ 413,232,061.93	\$ 399,180,876.11	\$ 8,680,841.91	\$ 5,370,343.91

As of December 31, 2023 and 2022, added and omitted taxes receivable were \$3,177,709.61 and \$8,552,708.23, respectively.

NOTE 4. COUNTY DEBT

SUMMARY OF COUNTY DEBT

The Local Bond Law, N.J.S.A. 40A:2, governs the issuance of bonds to finance general and utility capital expenditures of the County. All bonds are retired in serial installments within the statutory period of usefulness. Bonds issued by the County are backed by the full faith and credit of the County. Bond anticipation notes, which are issued to temporarily finance capital projects, must be paid off within ten years, or be retired by the issuance of bonds.

The County's long-term debt activity for the year ended December 31, 2023, and the amount of principal due by December 31, 2024, is summarized as follows:

	Balance Dec. 31, 2022	New Issues	Retirements	Balance Dec. 31, 2023	Due by Dec. 31, 2024
General Serial Bonds	\$ 416,510,000.00	\$ 7,028,000.00	\$ 26,349,000.00	\$ 397,189,000.00	\$ 26,349,000.00
Green Acres Loans	1,675,448.92	-	233,277.71	1,442,171.21	233,277.71
	<u>\$ 418,185,448.92</u>	<u>\$ 7,028,000.00</u>	<u>\$ 26,582,277.71</u>	<u>\$ 398,631,171.21</u>	<u>\$ 26,582,277.71</u>

The County's long-term debt activity for the year ended December 31, 2022, and the amount of principal due by December 31, 2023, is summarized as follows:

	Balance Dec. 31, 2021	New Issues	Retirements	Balance Dec. 31, 2022	Due by Dec. 31, 2023
General Serial Bonds	\$ 436,771,000.00	\$ 8,349,000.00	\$ 28,610,000.00	\$ 416,510,000.00	\$ 26,349,000.00
Green Acres Loans	1,904,130.15	-	228,681.23	1,675,448.92	233,277.71
	<u>\$ 438,675,130.15</u>	<u>\$ 8,349,000.00</u>	<u>\$ 28,838,681.23</u>	<u>\$ 418,185,448.92</u>	<u>\$ 26,582,277.71</u>

**COUNTY OF HUDSON
NOTES TO FINANCIAL STATEMENTS
DECEMBER 31, 2023 AND 2022**

NOTE 4. COUNTY DEBT (continued)

At December 31, 2023 and 2022, the County’s statutory debt as defined by the Local Bond Law is summarized as follows:

Statutory Debt Pursuant to Local Bond Law	December 31, 2023			Dec. 31, 2022
	Issued	Authorized But Not Issued	Total	Total
General:				
General, School and College				
Improvement Bonds	\$ 405,015,875.00	\$ 226,236,957.34	\$ 631,252,832.34	\$ 565,533,645.00
Green Trust Loans	1,442,171.21	-	1,442,171.21	1,675,448.92
Bond Anticipation Notes	-	-	-	-
Total Gross Statutory Debt Issued	406,458,046.21	226,236,957.34	632,695,003.55	567,209,093.92
County Guaranty	748,680,327.30	-	748,680,327.30	756,406,544.77
Gross Statutory Debt	1,155,138,373.51	226,236,957.34	1,381,375,330.85	1,323,615,638.69
Less Statutory Deductions to Debt Limit:				
Debt Guaranteed by County	748,680,327.30	-	748,680,327.30	756,406,544.77
Funds in Hand for Payment of Debt				
Capital Fund: Reserve for Payment of Bonds	18,796,307.74	-	18,796,307.74	25,515,187.74
Trust Fund: Open Space Trust Fund	4,071,000.00	-	4,071,000.00	4,306,000.00
NJSA 18A:64A-22.1 to 22.8 - County Colleges	24,024,000.00	2,156,331.50	26,180,331.50	26,288,500.00
	795,571,635.04	2,156,331.50	797,727,966.54	812,516,232.51
Net Statutory Debt	\$ 359,566,738.47	\$ 224,080,625.84	\$ 583,647,364.31	\$ 511,099,406.18

Debt Refunding

No Bonds or Bond Anticipation Notes were renewed or refunded during the years ended December 31, 2023 and 2022.

School Bond Reserve Act

Certain bonds of the County issued as Vocational School Bonds are additionally secured and are entitled to the benefits of the New Jersey School Bond Reserve Act, chapter 72 of the Laws of New Jersey of 1980. If the County is unable to make payment of principal of or interest on any of its bonds issued for school purposes, the trustees of the Fund for the Support of Free Public School of the State of New Jersey will purchase such bonds at par value and will pay to the bondholders the interest due or to become due within the limits of funds available in the reserve account in accordance with the provisions of the School Bond Reserve Act. Any such payment of interest or purchase price of school bonds paid on behalf of the County pursuant to this Act shall be deducted from the appropriation for apportionment of State Aid. Included in the County’s “General Serial and Term Bonds Payable” as of December 31, 2023 and 2022 are Vocational School Bonds additionally secured under the School Bond Reserve Act of \$54,820,000 and \$64,995,000, respectively.

County College Bond Act

The County has issued County Community College Bonds which qualify under the County College Bond Act, chapter 12 of the Laws of New Jersey of 1971, as amended. In accordance with this act, the County has received notification from the State Treasurer that the State will provide support for a proportionate share of the principal and interest when due. Such support will be made to the County, upon the County’s certification of amounts due, on or before the dates when such bonds are payable by the County. During the years ended December 31, 2023 and 2022, the County recognized \$2,747,346.14, and \$2,542,064.72, respectively, as ‘State Aid – County College Bond’ revenues pursuant to this act. Hudson County Community College Bonds issued and authorized but not issued totaled \$61,105,663.00 and \$62,082,00.000 as of December 31, 2022 and 2021, respectively. Of these amounts, \$26,180,331.50 and \$23,670,000.00, respectively as of December 31, 2022 and 2021, are additionally secured pursuant to the County College Bond Act.

**COUNTY OF HUDSON
NOTES TO FINANCIAL STATEMENTS
DECEMBER 31, 2023 AND 2022**

NOTE 4. COUNTY DEBT (continued)

BONDS PAYABLE

General Serial and Term Bonds Payable

The County has outstanding at December 31, 2023 and 2022 various general serial and term bonds, including General Improvement and Refunding bonds, Vocational School Bonds and Community College Bonds. The following table summarizes the 2023 activity of the County's General, Vocational and Community College Bonds, as well as the short-term principal liability of each.

Description	Summary of General Serial and Term Bonds Activity			Balance Dec. 31, 2023	Due by Dec. 31, 2024
	Balance Dec. 31, 2022	Increase	Decrease		
Recovery Zone Economic Development Bonds issued December 22, 2010 for \$20,700,000 maturing annually through 2030 bearing interest rates of 1.704% to 6.928%	\$ 11,200,000.00	\$ -	\$ 1,400,000.00	\$ 9,800,000.00	\$ 1,400,000.00
General Improvement Bonds issued June 19, 2012 for \$10,925,000 maturing annually through 2032 bearing interest rates of 2.00% to 3.75%	6,295,000.00	-	625,000.00	5,670,000.00	630,000.00
General Obligation Bonds, Series 2014 issued Nov. 25, 2014 for \$74,000,000 to Finance Multiple Ordinances maturing Dec. 1 annually from 2015 through 2031 bearing interest rates of 2% to 5%	42,785,000.00	-	4,225,000.00	38,560,000.00	4,335,000.00
Energy Savings Obligation Refunding Bonds issued December 13, 2018 for \$24,520,000 to Finance Ordinance No. 527-9-2018 maturing annually through 2040 bearing interest rates of 4.0% - 5.0%	22,605,000.00	-	795,000.00	21,810,000.00	820,000.00
General Improvement Bond, Series 2020 issued Nov. 18, 2020 for \$223,086,000 maturing annually through 2041 bearing an interest rate of 2.0% to 3.0%	206,270,000.00	-	6,820,000.00	199,450,000.00	6,820,000.00
Open Space Bonds issued July 13, 2011 for \$6,446,000 maturing annually through 2036 bearing interest rates of 3.00% to 4.625%	4,306,000.00	-	235,000.00	4,071,000.00	245,000.00
County College Bonds issued June 25, 2013 for \$8,710,000 maturing annually through 2033 bearing interest rates of 3.0% - 4.75%	5,500,000.00	-	500,000.00	5,000,000.00	500,000.00

**COUNTY OF HUDSON
NOTES TO FINANCIAL STATEMENTS
DECEMBER 31, 2023 AND 2022**

NOTE 4. COUNTY DEBT (continued)

Summary of General Serial and Term Bonds Activity - continued

Description	Balance			Balance Dec. 31, 2023	Due by Dec. 31, 2024
	Dec. 31, 2022	Increase	Decrease		
General Improvement Bonds issued June 18, 2015 for \$5,700,000 to Finance Ordinance No. 529-09-2014 maturing annually on June 1 through 2035 bearing interest rates of 2.00% to 5%	\$ 4,005,000.00	\$ -	\$ 260,000.00	\$ 3,745,000.00	\$ 265,000.00
County Community College Bonds issued June 19, 2012 for \$8,500,000 maturing annually through 2027 bearing interest rates of 2.00% to 3.50%	3,460,000.00	-	670,000.00	2,790,000.00	690,000.00
County College Bonds issued June 25, 2013 for \$1,500,000 maturing annually through 2028 bearing interest rates of 3.0% to 4.5%	740,000.00	-	120,000.00	620,000.00	120,000.00
County College Bonds, Series 2014 issued June 11, 2014 for \$4,250,000 to Finance Ordinance No. 374-06-2013 maturing March 15 annually from 2015 through 2029 bearing interest rates of 2% to 3.25%	2,410,000.00	-	310,000.00	2,100,000.00	340,000.00
County College Bonds, Series 2015 Bond Act, P.L. 1971 c. 12) issued June 11, 2014 for \$3,200,000 to Finance Ordinance No. 528-09-2014 maturing annually on June 1 through 2030 bearing interest rates of 2% to 5%	1,835,000.00	-	210,000.00	1,625,000.00	215,000.00
County College Bonds, Series 2016B (C. 12 Bond issued June 14, 2016 for \$3,000,000 to fund Ord. No. 648-11-2015 maturing July 1 annually from 2017 through 2031 bearing interest rates of 2.0% to 5%	1,955,000.00	-	190,000.00	1,765,000.00	200,000.00
County College Bonds, Series 2017B (C.12 Bonds issued June 20, 2017 for \$3,100,000 to fund Ord. No. 489-08-2016 maturing July 1 annually from 2018 through 2032 bearing interest rates of 2.0% to 5.0%	2,200,000.00	-	195,000.00	2,005,000.00	200,000.00
County College Refunding Bonds, Series 2017 (C. 12 Bonds) (callable) issued November 30, 2017 for \$17,025,000 to refund bonds dated January 28, 2010 maturing February 15 annually from 2018 through 2030 bearing interest rates of 2.0% to 4.0%	13,540,000.00	-	1,710,000.00	11,830,000.00	1,705,000.00
County College Bonds, Series 2018 (County College Bond Act, 1971 N.J. Laws c. 12) issued June 19, 2018 for \$3,400,000 to Finance Ordinance No. 533-8-2017 maturing annually through 2032 bearing interest rates of 3.0% - 5.0%	2,550,000.00	-	225,000.00	2,325,000.00	235,000.00
County College Bonds, Series 2019 (County College Bond Act, 1971 N.J. Laws c. 12) issued June 11, 2019 for \$6,700,000 to Finance Ordinance No. 528-9-2018 maturing annually through 2039 bearing interest rates of 3.0% - 5.0%	6,025,000.00	-	255,000.00	5,770,000.00	270,000.00

**COUNTY OF HUDSON
NOTES TO FINANCIAL STATEMENTS
DECEMBER 31, 2023 AND 2022**

NOTE 4. COUNTY DEBT (continued)

Summary of General Serial and Term Bonds Activity - continued

Description	Balance			Balance Dec. 31, 2023	Due by Dec. 31, 2024
	Dec. 31, 2022	Increase	Decrease		
County College Bonds, Series 2021 (County College Bond Act, 1971 N.J. Laws c. 12) issued June 29, 2021 for \$8,840,000 to Finance Ordinance No. 518-8-2019 & 759-12-2020 maturing July 1 annually from 2022 through 2041 bearing interest rates of 2.0% - 4.0%	\$ 8,485,000.00	\$ -	\$ 365,000.00	\$ 8,120,000.00	\$ 370,000.00
County College Bonds, Series 2022 (County College Bond Act, 1971 N.J. Laws c. 12) issued June 30, 2022 for \$5,349,000 to Finance Ordinance No. 217-4-2021 maturing July 1 annually from 2023 through 2037 bearing interest rates of 4.0% - 5.0%	5,349,000.00	-	279,000.00	5,070,000.00	290,000.00
County College Bonds, Series 2023 (County College Bond Act, 1971 N.J. Laws c. 12) issued July 6, 2023 for \$4,028,000 to Finance Ordinance No. 531-9-2022 maturing July 1 annually from 2024 through 2040 bearing interest rates of 3.125% - 5.0%	-	4,028,000.00	-	4,028,000.00	168,000.00
County Vo-Tech Schools Bonds issued June 25, 2013 for \$8,750,000 maturing annually through 2024 bearing interest rates of 3.0% to 4.0%	2,000,000.00	-	1,000,000.00	1,000,000.00	1,000,000.00
County Vocational-Technical Schools Bonds, Series 2014 issued June 11, 2014 for \$15,650,000 to Finance Ordinance No. 261-05-2013 maturing March 15 annually from 2015 through 2027 bearing interest rates of 2% to 3%	7,205,000.00	-	1,350,000.00	5,855,000.00	1,460,000.00
County Vocational-Technical Schools Refunding Bonds, Series 2014 issued Nov. 6, 2014 for \$21,225,000 to refund Series 2006 County Vo-Tech Bonds maturing Sept. 1 annually from 2015 through 2028 bearing interest rates of 1.5% to 5%	11,905,000.00	-	1,760,000.00	10,145,000.00	1,850,000.00
County Vocational-Technical Bonds, Series 2016 ^A issued June 14, 2016 for \$10,100,000 to fund Ord. No. 271-5-2014 maturing July 1 annually from 2017 through 2032 bearing interest rates of 2.0% to 5%	6,815,000.00	-	600,000.00	6,215,000.00	615,000.00
County Vocational-Technical Bonds, Series 2017 ^A issued June 20, 2017 for \$8,000,000 to fund Ord. No. 490-08-2016 maturing July 1 annually from 2018 through 2030 bearing interest rates of 2.0% to 5.0%	5,285,000.00	-	590,000.00	4,695,000.00	610,000.00
County Vocational-Technical Bonds, Series 2018 issued June 19, 2018 for \$8,000,000 to fund Ord. No. 534-08-2017 maturing July 1 annually from 2019 through 2031 bearing interest rates of 3.0% to 5.0%	5,935,000.00	-	550,000.00	5,385,000.00	590,000.00

**COUNTY OF HUDSON
NOTES TO FINANCIAL STATEMENTS
DECEMBER 31, 2023 AND 2022**

NOTE 4. COUNTY DEBT (continued)

Summary of General Serial and Term Bonds Activity - continued					
Description	Balance Dec. 31, 2022	Increase	Decrease	Balance Dec. 31, 2023	Due by Dec. 31, 2024
County Vocational-Technical Bonds, Series 2019 issued June 11, 2019 for \$8,000,000 to fund Ord. No. 529-9-2018 maturing July 1 annually from 2020 through 2035 bearing interest rates of 3.0% to 5.0%	6,830,000.00	-	420,000.00	6,410,000.00	435,000.00
County Vocational-Technical Bonds, Series 2020 issued July 1, 2019 for \$15,000,000 to fund Ord. No. 268-5-2015 & 356-6-2019 maturing July 1 annually from 2020 through 2040 bearing interest rates of 2.0% to 5.0%	14,100,000.00	-	450,000.00	13,650,000.00	500,000.00
Vo-Tech Bonds, Series 2021 (New Jersey School Bond Reseve Act, P.L. 1980 c.72) issued June 29, 2021 for \$2,000,000 to fund Ord. No. 453-7-2020 maturing July 1 annually from 2022 through 2041 bearing interest rates of 2.0% to 4.0%	1,920,000.00	-	80,000.00	1,840,000.00	85,000.00
County Vocational-Technical Bonds, Series 2022 issued July 30, 2022 for \$3,000,000 to fund Ord. No. 246-4-2021 maturing July 1 annually from 2023 through 2037 bearing interest rates of 4.0% to 5.0%	3,000,000.00	-	160,000.00	2,840,000.00	165,000.00
County Vocational-Technical Bonds, Series 2023 issued July 6, 2023 for \$3,000,000 to fund Ord. No. 530-9-2022 maturing July 1 annually from 2024 through 2040 bearing interest rates of 3.125% to 5.0%	-	3,000,000.00	-	3,000,000.00	125,000.00
	\$ 416,510,000.00	\$ 7,028,000.00	\$ 26,349,000.00	\$ 397,189,000.00	\$ 27,253,000.00

The following table summarizes the 2022 activity of the County's General, Vocational and Community College Bonds, as well as the short-term principal liability of each.

Summary of General Serial and Term Bonds Activity					
Description	Balance Dec. 31, 2021	Increase	Decrease	Balance Dec. 31, 2022	Due by Dec. 31, 2023
Recovery Zone Economic Development Bonds issued December 22, 2010 for \$20,700,000 maturing annually through 2030 bearing interest rates of 1.704% to 6.928%	\$ 12,600,000.00	\$ -	\$ 1,400,000.00	\$ 11,200,000.00	\$ 1,400,000.00
General Improvement Bonds issued June 19, 2012 for \$10,925,000 maturing annually through 2032 bearing interest rates of 2.00% to 3.75%	6,900,000.00	-	605,000.00	6,295,000.00	625,000.00
General Obligation Bonds, Series 2014 issued Nov. 25, 2014 for \$74,000,000 to Finance Multiple Ordinances maturing Dec. 1 annually from 2015 through 2031 bearing interest rates of 2% to 5%	46,905,000.00	-	4,120,000.00	42,785,000.00	4,225,000.00

**COUNTY OF HUDSON
NOTES TO FINANCIAL STATEMENTS
DECEMBER 31, 2023 AND 2022**

NOTE 4. COUNTY DEBT (continued)

Summary of General Serial and Term Bonds Activity - continued

Description	Balance Dec. 31, 2021	Increase	Decrease	Balance Dec. 31, 2022	Due by Dec. 31, 2023
Energy Savings Obligation Refunding Bonds issued December 13, 2018 for \$24,520,000 to Finance Ordinance No. 527-9-2018 maturing annually through 2040 bearing interest rates of 4.0% - 5.0%	\$ 23,440,000.00	\$ -	\$ 835,000.00	\$ 22,605,000.00	\$ 795,000.00
General Improvement Bond, Series 2020 issued Nov. 18, 2020 for \$223,086,000 maturing annually through 2041 bearing an interest rate of 2.0% to 3.0%	216,270,000.00	-	10,000,000.00	206,270,000.00	6,820,000.00
Open Space Bonds issued July 13, 2011 for \$6,446,000 maturing annually through 2036 bearing interest rates of 3.00% to 4.625%	4,531,000.00	-	225,000.00	4,306,000.00	235,000.00
County College Bonds issued June 25, 2013 for \$8,710,000 maturing annually through 2033 bearing interest rates of 3.0% - 4.75%	6,000,000.00	-	500,000.00	5,500,000.00	500,000.00
General Improvement Bonds issued June 18, 2015 for \$5,700,000 to Finance Ordinance No. 529-09-2014 maturing annually on June 1 through 2035 bearing interest rates of 2.00% to 5%	4,260,000.00	-	255,000.00	4,005,000.00	260,000.00
County Community College Bonds issued June 19, 2012 for \$8,500,000 maturing annually through 2027 bearing interest rates of 2.00% to 3.50%	4,110,000.00	-	650,000.00	3,460,000.00	670,000.00
County College Bonds issued June 25, 2013 for \$1,500,000 maturing annually through 2028 bearing interest rates of 3.0% to 4.5%	850,000.00	-	110,000.00	740,000.00	120,000.00
County College Bonds, Series 2014 issued June 11, 2014 for \$4,250,000 to Finance Ordinance No. 374-06-2013 maturing March 15 annually from 2015 through 2029 bearing interest rates of 2% to 3.25%	2,690,000.00	-	280,000.00	2,410,000.00	310,000.00
County College Bonds, Series 2015 Bond Act, P.L. 1971 c. 12) issued June 11, 2014 for \$3,200,000 to Finance Ordinance No. 528-09-2014 maturing annually on June 1 through 2030 bearing interest rates of 2% to 5%	2,040,000.00	-	205,000.00	1,835,000.00	210,000.00
County College Bonds, Series 2016B (C. 12 Bond issued June 14, 2016 for \$3,000,000 to fund Ord. No. 648-11-2015 maturing July 1 annually from 2017 through 2031 bearing interest rates of 2.0% to 5%	2,140,000.00	-	185,000.00	1,955,000.00	190,000.00
County College Bonds, Series 2017B (C.12 Bonds issued June 20, 2017 for \$3,100,000 to fund Ord. No. 489-08-2016 maturing July 1 annually from 2018 through 2032 bearing interest rates of 2.0% to 5.0%	2,390,000.00	-	190,000.00	2,200,000.00	195,000.00

**COUNTY OF HUDSON
NOTES TO FINANCIAL STATEMENTS
DECEMBER 31, 2023 AND 2022**

NOTE 4. COUNTY DEBT (continued)

Summary of General Serial and Term Bonds Activity - continued

Description	Balance			Due by	
	Dec. 31, 2021	Increase	Decrease	Dec. 31, 2022	Dec. 31, 2023
County College Refunding Bonds, Series 2017 (C. 12 Bonds) (callable) issued November 30, 2017 for \$17,025,000 to refund bonds dated January 28, 2010 maturing February 15 annually from 2018 through 2030 bearing interest rates of 2.0% to 4.0%	\$ 15,245,000.00	\$ -	\$ 1,705,000.00	\$ 13,540,000.00	\$ 1,710,000.00
County College Bonds, Series 2018 (County College Bond Act, 1971 N.J. Laws c. 12) issued June 19, 2018 for \$3,400,000 to Finance Ordinance No. 533-8-2017 maturing annually through 2032 bearing interest rates of 3.0% - 5.0%	2,770,000.00	-	220,000.00	2,550,000.00	225,000.00
County College Bonds, Series 2019 (County College Bond Act, 1971 N.J. Laws c. 12) issued June 11, 2019 for \$6,700,000 to Finance Ordinance No. 528-9-2018 maturing annually through 2039 bearing interest rates of 3.0% - 5.0%	6,265,000.00	-	240,000.00	6,025,000.00	255,000.00
County College Bonds, Series 2021 (County College Bond Act, 1971 N.J. Laws c. 12) issued June 29, 2021 for \$8,840,000 to Finance Ordinance No. 518-8-2019 & 759-12-2020 maturing July 1 annually from 2022 through 2041 bearing interest rates of 2.0% - 4.0%	8,840,000.00	-	355,000.00	8,485,000.00	365,000.00
County College Bonds, Series 2022 (County College Bond Act, 1971 N.J. Laws c. 12) issued June 30, 2022 for \$5,349,000 to Finance Ordinance No. 217-4-2021 maturing July 1 annually from 2023 through 2037 bearing interest rates of 4.0% - 5.0%	-	5,349,000.00	-	5,349,000.00	279,000.00
County Vo-Tech Schools Bonds issued June 25, 2013 for \$8,750,000 maturing annually through 2024 bearing interest rates of 3.0% to 4.0%	3,000,000.00	-	1,000,000.00	2,000,000.00	1,000,000.00
County Vocational-Technical Schools Bonds, Series 2014 issued June 11, 2014 for \$15,650,000 to Finance Ordinance No. 261-05-2013 maturing March 15 annually from 2015 through 2027 bearing interest rates of 2% to 3%	8,445,000.00	-	1,240,000.00	7,205,000.00	1,350,000.00
County Vocational-Technical Schools Refunding Bonds, Series 2014 issued Nov. 6, 2014 for \$21,225,000 to refund Series 2006 County Vo-Tech Bonds maturing Sept. 1 annually from 2015 through 2028 bearing interest rates of 1.5% to 5%	13,575,000.00	-	1,670,000.00	11,905,000.00	1,760,000.00
County Vocational-Technical Bonds, Series 2016 ^A issued June 14, 2016 for \$10,100,000 to fund Ord. No. 271-5-2014 maturing July 1 annually from 2017 through 2032 bearing interest rates of 2.0% to 5%	7,395,000.00	-	580,000.00	6,815,000.00	600,000.00

**COUNTY OF HUDSON
NOTES TO FINANCIAL STATEMENTS
DECEMBER 31, 2023 AND 2022**

NOTE 4. COUNTY DEBT (continued)

Summary of General Serial and Term Bonds Activity - continued					
Description	Balance Dec. 31, 2021	Increase	Decrease	Balance Dec. 31, 2022	Due by Dec. 31, 2023
County Vocational-Technical Bonds, Series 2017 ^A issued June 20, 2017 for \$8,000,000 to fund Ord. No. 490-08-2016 maturing July 1 annually from 2018 through 2030 bearing interest rates of 2.0% to 5.0%	5,855,000.00	-	570,000.00	5,285,000.00	590,000.00
County Vocational-Technical Bonds, Series 2018 issued June 19, 2018 for \$8,000,000 to fund Ord. No. 534-08-2017 maturing July 1 annually from 2019 through 2031 bearing interest rates of 3.0% to 5.0%	6,470,000.00	-	535,000.00	5,935,000.00	550,000.00
County Vocational-Technical Bonds, Series 2019 issued June 11, 2019 for \$8,000,000 to fund Ord. No. 529-9-2018 maturing July 1 annually from 2020 through 2035 bearing interest rates of 3.0% to 5.0%	7,235,000.00	-	405,000.00	6,830,000.00	420,000.00
County Vocational-Technical Bonds, Series 2020 issued July 1, 2019 for \$15,000,000 to fund Ord. No. 268-5-2015 & 356-6-2019 maturing July 1 annually from 2020 through 2040 bearing interest rates of 2.0% to 5.0%	14,550,000.00	-	450,000.00	14,100,000.00	450,000.00
Vo-Tech Bonds, Series 2021 (New Jersey School Bond Reseve Act, P.L. 1980 c.72) issued June 29, 2021 for \$2,000,000 to fund Ord. No. 453-7-2020 maturing July 1 annually from 2022 through 2041 bearing interest rates of 2.0% to 4.0%	2,000,000.00	-	80,000.00	1,920,000.00	80,000.00
County Vocational-Technical Bonds, Series 2022 issued July 30, 2022 for \$3,000,000 to fund Ord. No. 246-4-2021 maturing July 1 annually from 2023 through 2037 bearing interest rates of 4.0% to 5.0%	-	3,000,000.00	-	3,000,000.00	160,000.00
	<u>\$ 436,771,000.00</u>	<u>\$ 8,349,000.00</u>	<u>\$ 28,610,000.00</u>	<u>\$ 416,510,000.00</u>	<u>\$ 26,349,000.00</u>

The following paragraphs further describe the bonds included in the summary of general serial and term bond activity.

County General Obligation Recovery Zone Economic Development Bonds (Federally Taxable) – These bonds were issued to provide funds which will be used by the County to finance the renovation of an existing warehouse building located in Kearny for use by the County as storage space and a Command Center for the County’s Office of Emergency Management, storage space and a Command Center for the County Correctional Center and an archive record storage facility for the Hudson County Prosecutor’s Office. Funds are also provided herein to pay costs associated with the bonds and capital improvements aforementioned. The County is required to make debt service payments to the HCIA which shall be sufficient to pay the principal of and interest on the bonds when scheduled.

The Bonds were issued as taxable “Recovery Zone Economic Development Bonds” as authorized by the Recovery Act. By designating the Bonds as “Recovery Zone Economic Development Bonds,” the County, through the HCIA, will receive cash subsidy payments from the United States Treasury equal to 45 percent of the interest payable on the Bonds on each Interest Payment Date.

**COUNTY OF HUDSON
NOTES TO FINANCIAL STATEMENTS
DECEMBER 31, 2023 AND 2022**

NOTE 4. COUNTY DEBT (continued)

The subsidies to be received on the bonds are subject to certain ongoing requirements that must be met subsequent to the issuance and delivery of the bonds in order for the HCIA or County to continue to receive the cash subsidy payments, including requirements relating to the use and expenditure of proceeds of the bonds. Noncompliance may cause the HCIA or County to be ineligible to continue to receive the cash subsidy payments. The Authority and County have each covenanted in its Tax and Arbitrage Certificate to comply with certain applicable provisions of the Code relating to actions to be taken by the Authority and County, respectively, in respect of the bonds after the issuance thereof to the extent necessary to effect and maintain the receipt of the cash subsidy payments.

During the years ended December 31, 2023 and 2022, the County received \$341,384.40 and \$378,563.20, respectively, pursuant to the cash subsidy provided by the United States Treasury. Due to the events of sequestration, the aggregate (total Federal) reduction in subsidy payments for these bonds was 8.7% of the Federal amount budgeted for such payments. The likelihood of potential future sequestration action is unclear, however, should it occur, additional reductions in future subsidy payments are possible. Issued in 2010 for an original amount of \$20,700,000, these bonds had outstanding balances at December 31, 2023 and 2022 of \$9,800,000 and \$11,200,000, respectively.

The General Obligation Recovery Zone Economic Development Bonds dated December 22, 2010 consist partially of term bonds in addition to serial payments. These term bonds are subject to mandatory sinking fund redemption prior to maturity at a redemption price equal to 100% of the principal amount to be redeemed, plus accrued interest thereon to the date fixed for redemption. The following table represents the remaining sinking fund schedule for each of the term bond payments required.

Schedule of Mandatory Sinking Fund Payments		
Recovery Zone Economic Development Bonds Maturing		
	Dec. 1, 2025	Dec. 1, 2030
2023	\$ 1,400,000.00	\$ -
2024	1,400,000.00	-
2025	1,400,000.00	-
2026	-	1,400,000.00
2027	-	1,400,000.00
2028	-	1,400,000.00
2029	-	1,400,000.00
2030	-	1,400,000.00
Due at Maturity	<u>\$ 4,200,000.00</u>	<u>\$ 7,000,000.00</u>

Open Space Bonds, Series 2011 – These bonds were issued to provide for the permanent financing of various open space, recreation and historic preservation trust fund capital improvements and the acquisition of real property for the expansion of Berry Lane Park for open space, recreation and historic preservation trust fund capital purposes as authorized by Ordinance No. 534-11-2007 adopted November 20, 2007 (\$5,276,000 issued herein) and Ordinance No. 485-10-2010 (\$1,170,000 issued herein). Issued in 2011 for an original amount of \$6,446,000, these bonds had outstanding balances at December 31, 2023 and 2022 of \$4,071,000 and \$4,306,000, respectively.

General Obligation Bonds, Series 2012 – During the year ended December 31, 2012, the County issued \$19,425,000 of general obligation bonds dated June 19, of which the following bonds remain outstanding:

- ◆ \$10,925,000 General Improvement Bonds, Series 2012, the proceeds of which refund the entire outstanding amount of bond anticipation notes of the County issued August 18, 2011 and maturing August 17, 2012 providing for the acquisition of real property located at 567 Pavonia Avenue, Jersey City and various improvements thereto as authorized by Ordinance No. 331-8-2009 finally adopted August 25, 2009. These bonds had outstanding balances at December 31, 2023 and 2022 of \$5,670,000 and \$6,295,000, respectively.

NOTE 4. COUNTY DEBT (continued)

- ◆ \$8,500,000 County College Bonds, Series 2012, the proceeds of which provide for the permanent financing of capital improvements and acquisition of related capital equipment at and for certain facilities of Hudson County Community College as authorized by Ordinance No. 266-05-2012 finally adopted May 10, 2012. These bonds had outstanding balances at December 31, 2023 and 2022 of \$2,790,000 and \$3,460,000, respectively.
- ◆ Proceeds of both bonds were also used to pay costs of issuance of the bonds.

General Obligation Bonds, Series 2013 – During the year ended December 31, 2013, the County issued \$18,960,000 of general obligation bonds dated June 25, 2013, of which the following bonds remain outstanding:

- ◆ \$8,750,000 County Vocational-Technical Schools Bonds, Series 2013, the proceeds of which are to provide for the permanent financing of capital improvements and the acquisition of related capital equipment for the Hudson County Schools of Technology as authorized by Ordinance No. 406-07-2012 finally adopted July 12, 2012. These bonds had outstanding balances at December 31, 2023 and 2022 of \$1,000,000 and \$2,000,000, respectively.
- ◆ \$8,710,000 County College Bonds, Series 2013, the proceeds of which provide for the permanent financing of capital improvements and acquisition of related capital equipment at and for certain facilities of Hudson County Community College as authorized by Ordinance No. 407-07-2012 finally adopted July 12, 2012. These bonds had outstanding balances at December 31, 2023 and 2022 of \$5,000,000 and \$5,500,000, respectively.
- ◆ \$1,500,000 of Chapter 12 County College Bonds, Series 2013, the proceeds of which provide for the permanent financing of capital improvements and acquisition of related capital equipment at and for certain facilities of Hudson County Community College as authorized by Ordinance No. 267-05-2012 finally adopted May 10, 2012. These bonds had outstanding balances at December 31, 2023 and 2021 of \$620,000 and \$740,000, respectively.
- ◆ Proceeds of the above bonds were also used to pay costs of issuance of the bonds.

County Vocational-Technical Schools Bonds, Series 2014 – These bonds were issued to provide for the permanent financing of various Hudson County Schools of Technology improvements as authorized by Ordinance No. 261-05-2013 adopted May 7, 2013. Issued in 2014 for an original amount of \$15,650,000, these bonds had outstanding balances at December 31, 2023 and 2022 of \$5,855,000 and \$7,205,000 respectively.

General Obligation Refunding Bonds, Series 2014 – On November 6, 2014 the County issued \$55,645,000 of refunding bonds, of which the following bonds remain outstanding:

- ◆ \$21,225,000 Vocational School Refunding Bonds (NJ School Bond Reserve Act, 1980 NJ Laws C. 72, as amended), Series 2014, the proceeds of which refunded \$21,285,000 of the County Vocational/Technical School Bonds, Series 2006 issued in the original amount of \$27,925,000. These bonds had outstanding balances at December 31, 2023 and 2022 of \$10,145,000 and \$11,905,000, respectively.
- ◆ Proceeds of the above refunding bonds were also used to pay costs of issuance of the bonds.

County College Bonds, Series 2014 – These bonds were issued to provide for the permanent financing of various Hudson County Community College improvements as authorized by Ordinance No. 374-06-2013 adopted June 27, 2013. Issued in 2014 for an original amount of \$4,250,000, these bonds had outstanding balances at December 31, 2023 and 2022 of \$2,100,000 and \$2,410,000, respectively.

**COUNTY OF HUDSON
NOTES TO FINANCIAL STATEMENTS
DECEMBER 31, 2023 AND 2022**

NOTE 4. COUNTY DEBT (continued)

General Obligation Bonds, Series 2014 – These bonds were issued to provide for the permanent financing of various Hudson County improvements as authorized by the ordinances noted below.

Ordinance Number	Date of Adoption	Purpose	Bonds Issued
267-06-2006	June 22, 2006	Various 2006 Capital Improvements and the Acquisition and Installation of Various Equipment, Furnishings, Vehicles and Other Capital Items	\$ 8,027,000.00
201-05-2007	May 10, 2007	Various 2007 Capital Improvements and the Acquisition and Installation of Various Equipment, Furnishings, Vehicles and Other Capital Items	19,720,000.00
100-03-2008	Mar. 13, 2008	Hudson County Plaza Building Project	5,890,000.00
137-03-2008	Mar. 27, 2008	Career Development Center	6,175,000.00
389-08-2008	Sep. 10, 2008	Various 2008 Capital Improvements by and in the County	9,723,000.00
088-02-2010	Feb. 11, 2010	Various 2010 Capital Improvements	10,690,000.00
457-10-2010	Oct. 14, 2010	Various 2010 Capital Improvements and the Acquisition and Installation of Various Equipment, Furnishings, Vehicles and Other Capital Items	13,775,000.00
			\$ 74,000,000.00

Issued in 2014 for an original amount of \$74,000,000, these bonds had outstanding balances at December 31, 2023 and 2022 of \$38,560,000 and \$42,785,000, respectively.

General Improvement Bonds, Series 2015 – These bonds were issued to provide for the permanent financing of a Science Center Building by and for the Hudson County Community College as authorized by Ordinance No. 529-09-2014 adopted September 11, 2014. Issued in 2015 for an original amount of \$5,700,000, this bond has an outstanding balance at December 31, 2023 and 2022 of \$3,745,000 and \$4,005,000, respectively.

County College Bonds, Series 2015 – These bonds were issued to provide for the permanent financing of various capital projects by and for the Hudson County Community College as authorized by Ordinance No. 528-09-2014 adopted September 11, 2014. Issued in 2015 for an original amount of \$3,200,000, this bond has an outstanding balance at December 31, 2023 and 2022 of \$1,625,000 and \$1,835,000, respectively.

County Vocational-Technical Schools Bonds, Series 2016A – These bonds were issued to provide for the permanent financing of various Hudson County Schools of Technology improvements as authorized by Ordinance No. 271-05-2014 adopted May 22, 2014. Issued in 2016 for an original amount of \$10,100,000, these bonds had outstanding balances at December 31, 2023 and 2022 of \$6,215,000 and \$6,815,000 respectively.

County College Bonds, Series 2016B – These bonds were issued to provide for the permanent financing of various capital projects by and for the Hudson County Community College as authorized by Ordinance No. 648-11-2015 adopted November 24, 2015. Issued in 2016 for an original amount of \$3,000,000, this bond has an outstanding balance at December 31, 2023 and 2022 of \$1,765,000 and \$1,955,000, respectively.

County Vocational-Technical Schools Bonds, Series 2017A – These bonds were issued to provide for the permanent financing of various Hudson County Schools of Technology improvements as authorized by Ordinance No. 490-08-2016 adopted August 5, 2016. Issued in 2017 for an original amount of \$8,000,000, these bonds had outstanding balances at December 31, 2023 and 2022 of \$4,695,000 and \$5,285,000 respectively.

NOTE 4. COUNTY DEBT (continued)

County College Bonds, Series 2017B – These bonds were issued to provide for the permanent financing of various capital projects by and for the Hudson County Community College as authorized by Ordinance No. 489-08-2016 adopted August 5, 2016. Issued in 2017 for an original amount of \$3,100,000, this bond has an outstanding balance at December 31, 2023 and 2022 of \$2,005,000 and \$2,200,000, respectively.

County College Refunding Bonds, Series 2017C – These bonds were issued to refund \$17,978,000 of the County’s \$24,428,000 outstanding County College Bonds originally January 28, 2010 for \$32,353,000. Whereas the original 2010 Bonds were scheduled to mature in annual installments through 2030, the 2017C bonds effectively refund all principal payments due from 2021 through 2030. Issued in 2017 for an original amount of \$17,025,000 (\$953,000 of the principal refunded was paid from premiums), these bonds had outstanding balances at December 31, 2023 and 2022 of \$11,830,000 and \$13,540,000, respectively.

County College Bonds, Series 2018 – These bonds were issued to provide for the permanent financing of various capital improvements and acquisition of related capital equipment at and for certain facilities of Hudson County Community College as authorized by Ordinance No. 533-8-2017 adopted August 10, 2017. Issued in 2018 for an original amount of \$3,400,000, this bond had outstanding balances at December 31, 2023 and 2022 of \$2,325,000 and \$2,550,000, respectively.

County Vocational-Technical Schools Bonds, Series 2018 – These bonds were issued to provide for the permanent financing of various Hudson County Schools of Technology improvements and related capital equipment acquisitions as authorized by Ordinance No. 534-8-2017 adopted August 10, 2017. Issued in 2018 for an original amount of \$8,000,000, these bonds had outstanding balances at December 31, 2023 and 2022 of \$5,385,000 and \$5,935,000 respectively.

Energy Savings Obligation Refunding Bonds, Series 2018 – These bonds were issued to provide financing of the County’s Energy Savings Improvement Program (ESIP), including individual energy conservation measures in and for the County. The County adopted the ESIP by Resolution July 12, 2018 following approval of the plan by the Board of Public Utilities on June 28, 2018. Adoption of the ESIP was preceded by a series of energy audits and studies verifying the results thereof which were initiated in 2010 through the New Jersey Board of Public Utility’s Local Government Energy Program. Issued in 2018 for an original amount of \$24,520,000, these bonds had outstanding balances at December 31, 2023 and 2022 of \$21,810,000 and \$22,605,000, respectively.

County College Bonds, Series 2019 – These bonds were issued to provide for the permanent financing of various capital improvements and acquisition of related capital equipment at and for certain facilities of Hudson County Community College as authorized by Ordinance No. 528-9-2018 adopted September 13, 2018. Issued in 2019 for an original amount of \$6,700,000, this bond had outstanding balances at December 31, 2023 and 2022 of \$5,770,000 and \$6,025,000, respectively.

County Vocational-Technical Schools Bonds, Series 2019 – These bonds were issued to provide for the permanent financing of various Hudson County Schools of Technology improvements and related capital equipment acquisitions as authorized by Ordinance No. 529-9-2018 adopted September 13, 2018. Issued in 2019 for an original amount of \$8,000,000, these bonds had outstanding balances at December 31, 2023 and 2022 of \$6,410,000 and \$6,380,000 respectively.

General Improvement Bonds, Series 2020 – Issued in 2020 for an original amount of \$223,086,000,000, these bonds had outstanding balances at December 31, 2023 and 2022 of \$199,450,000 and \$206,270,000, respectively. These bonds permanently financed \$182,120,561 in Bond Anticipation Notes in addition to new debt financings of \$55,965,439. These bonds were issued to provide for the permanent financing of various Hudson County improvements as authorized by the ordinances noted on the following page:

**COUNTY OF HUDSON
NOTES TO FINANCIAL STATEMENTS
DECEMBER 31, 2023 AND 2022**

NOTE 4. COUNTY DEBT (continued)

Ordinance Number	Adoption Date	General Purpose and Date of Final Adoption	Bonds Issued
276-07-2009	7/9/2009	Various capital improvements	\$ 4,819,678.00
265-05-2012	5/16/2012	Various capital improvements	26,003,214.00
719-12-2013	12/12/2013	Various capital improvements and acquisitions	29,359,628.00
715-12-2014	12/11/2014	Acquisition of properties for various purposes	50,507,000.00
753-12-2015	12/23/2015	Various 2015 capital improvements and equipment acquisitions	42,746,230.00
590-9-2017	12/14/2017	Improvements to Meadowview Campus	17,285,250.00
591-9-2017	12/14/2017	Various capital acquisitions and improvements	28,684,811.00
191-3-2019	3/28/2019	Various 2019 park improvements	6,714,285.00
189-3-2020, amended 327-5-2020	3/26/2020, 5/27/2020	Various 2020 park improvements, as amended	16,965,904.00
			\$ 223,086,000.00

County Vocational-Technical Schools Bonds, Series 2020 – On June 9, 2020 the County issued \$15,000,000 of County Vocational-Technical Schools Bonds, Series 2020 and \$3,500,000 of Bond Anticipation Notes. The bonds mature in annual installments through 2040 at interest rates of 2% to 5% and were issued to fund Ordinance Numbers 268-5-2015 and 356-6-2019 which were adopted to provide for various capital improvements of the Hudson County Schools of Technology. These ordinances were adopted on May 14, 2015 and June 12, 2019, respectively. The notes mature on June 30, 2021 at an interest rate of 2% and were issued to fund Ordinance Number 518-8-2019 adopted on August 15, 2019 for the purpose of providing funding for various capital projects of the Hudson County Community College. At December 31, 2023 and 2022 of \$13,650,000 and \$14,100,000, respectively

County College Bonds, Series 2021 – These bonds were issued to provide for the permanent financing of various capital improvements and acquisition of related capital equipment at and for certain facilities of Hudson County Community College as authorized by Ordinance No. 518-9-2019 adopted August 15, 2019 and Ordinance No. 759-12-2020 adopted December 10, 2020. Issued in 2021 for an original amount of \$8,840,000, this bond had outstanding balances at December 31, 2023 and 2022 of \$8,120,000 and \$8,485,000, respectively.

County Vocational-Technical Schools Bonds, Series 2021 – These bonds were issued to provide for the permanent financing of Hudson County Schools of Technology buses and related capital equipment acquisitions as authorized by Ordinance No. 453-7-2020 adopted July 9, 2020. Issued in 2021 for an original amount of \$2,000,000, these bonds had outstanding balances at December 31, 2023 and 2022 of \$1,840,000 and \$1,920,000 respectively.

County College Bonds, Series 2022 – These bonds were issued to provide for the permanent financing of various capital improvements and acquisition of related capital equipment at and for certain facilities of Hudson County Community College as authorized by Ordinance No. 247-4-2021 adopted April 9, 2021. Issued in 2022 for an original amount of \$5,349,000, this bond had outstanding balances at December 31, 2023 and 2022 of \$5,070,000 and \$5,349,000, respectively.

County Vocational-Technical Schools Bonds, Series 2022 – These bonds were issued to provide for the permanent financing of Hudson County Schools of Technology buses and related capital equipment acquisitions as authorized by Ordinance No. 246-4-2021 adopted April 9, 2021. Issued in 2022 for an original amount of \$3,000,000, these bonds had outstanding balances at December 31, 2023 and 2022 of \$2,840,000 and \$3,000,000 respectively.

**COUNTY OF HUDSON
NOTES TO FINANCIAL STATEMENTS
DECEMBER 31, 2023 AND 2022**

NOTE 4. COUNTY DEBT (continued)

County College Bonds, Series 2023 – These bonds were issued to provide for the permanent financing of various capital improvements and acquisition of related capital equipment at and for certain facilities of Hudson County Community College as authorized by Ordinance No. 531-9-2022 adopted September 8, 2022. Issued in 2023 for an original amount of \$4,028,000, this bond had outstanding balances at December 31, 2023 and 2022 of \$4,028,000 and \$-0-, respectively.

County Vocational-Technical Schools Bonds, Series 2023 – These bonds were issued to provide for the permanent financing of Hudson County Schools of Technology buses and related capital equipment acquisitions as authorized by Ordinance No. 530-9-2022 adopted September 8, 2022. Issued in 2023 for an original amount of \$3,000,000, these bonds had outstanding balances at December 31, 2023 and 2022 of \$3,000,000 and \$-0- respectively.

LOANS PAYABLE

Green Trust Loans Payable – Green Trust Loan activity for the year ended December 31, 2023 is as follows:

	Summary of Green Trust Loans Activity				Balance Dec. 31, 2023	Due by Dec. 31, 2024
	Balance Dec. 31, 2022	Increase	Decrease			
Urban Nature Center issued November 3, 2003 for \$270,000.00 maturing semi-annually from 2004 through 2023 bearing an interest rate of 2%	\$ 16,540.93	\$ -	\$ 16,540.93	\$ -	\$ -	
Bayonne and Waterfront Parks issued December 29, 2005 for \$498,391.00 maturing semi-annually from 2006 through 2025 bearing an interest rate of 2%	89,805.38	-	29,341.41	60,463.97	29,931.18	
Bayonne Gregg Park Development originally issued February 23, 2009 for \$250,000.00 maturing semi-annually from 2009 through 2028 bearing an interest rate of 2%	87,484.58	-	13,865.08	73,619.50	14,143.77	
West Hudson and Lincoln Parks - \$650,259 Environmental Projects - \$194,525 originally issued November 13, 2012 bearing an interest rate of 2%	274,368.53	-	66,558.37	207,810.16	67,896.20	
Laurell Hill Park originally issued December 20, 2012 bearing an interest rate of 2%	533,011.76	-	48,655.87	484,355.89	49,633.85	
Multi-Parks Playground originally issued August 19, 2013 bearing an interest rate of 2%	674,237.73	-	58,316.05	615,921.68	59,488.20	
	\$ 1,675,448.91	\$ -	\$ 233,277.71	\$ 1,442,171.20	\$ 221,093.20	

**COUNTY OF HUDSON
NOTES TO FINANCIAL STATEMENTS
DECEMBER 31, 2023 AND 2022**

NOTE 4. COUNTY DEBT (continued)

Green Trust Loan activity for the year ended December 31, 2022 is as follows:

	Summary of Green Trust Loans Activity				
	Balance Dec. 31, 2021	Increase	Decrease	Balance Dec. 31, 2022	Due by Dec. 31, 2023
Urban Nature Center issued November 3, 2003 for \$270,000.00 maturing semi-annually from 2004 through 2023 bearing an interest rate of 2%	\$ 32,755.94	\$ -	\$ 16,215.01	\$ 16,540.93	\$ 16,540.93
Bayonne and Waterfront Parks issued December 29, 2005 for \$498,391.00 maturing semi-annually from 2006 through 2025 bearing an interest rate of 2%	118,568.65	-	28,763.27	89,805.38	29,341.41
Bayonne Gregg Park Development originally issued February 23, 2009 for \$250,000.00 maturing semi-annually from 2009 through 2028 bearing an interest rate of 2%	101,076.47	-	13,591.89	87,484.58	13,865.08
West Hudson and Lincoln Parks - \$650,259 Environmental Projects - \$194,525 originally issued November 13, 2012 bearing an interest rate of 2%	339,615.44	-	65,246.91	274,368.53	66,558.37
Laurell Hill Park originally issued December 20, 2012 bearing an interest rate of 2%	580,708.92	-	47,697.16	533,011.76	48,655.87
Multi-Parks Playground originally issued August 19, 2013 bearing an interest rate of 2%	731,404.72	-	57,166.99	674,237.73	58,316.05
	<u>\$ 1,904,130.14</u>	<u>\$ -</u>	<u>\$ 228,681.23</u>	<u>\$ 1,675,448.91</u>	<u>\$ 233,277.71</u>

DEBT SERVICE REQUIREMENTS TO MATURITY

The repayment schedule of annual long-term debt service principal and interest for the next five years, and five-year increments there-after, for bonds and loans issued and outstanding is as follows:

Year	Total	Serial and Term Bonds			Green Acres Loans		
		Principal	Interest	Total	Principal	Interest	Total
2024	\$ 40,326,639.99	\$ 27,253,000.00	\$ 12,824,803.34	\$ 40,077,803.34	\$ 221,093.20	\$ 27,743.45	\$ 248,836.65
2025	39,856,573.16	27,895,000.00	11,712,736.54	39,607,736.54	225,537.14	23,299.48	248,836.62
2026	39,292,538.89	28,505,000.00	10,569,693.79	39,074,693.79	198,923.95	18,921.15	217,845.10
2027	39,440,788.54	29,770,000.00	9,524,658.04	39,294,658.04	130,849.15	15,281.35	146,130.50
2028	36,743,077.79	28,135,000.00	8,461,947.27	36,596,947.27	133,479.23	12,651.29	146,130.52
2029-2033	143,643,426.51	114,905,000.00	28,180,332.38	143,085,332.38	532,288.54	25,805.59	558,094.13
2034-2038	103,784,710.71	90,531,000.00	13,253,710.71	103,784,710.71	-	-	-
2039-2041	52,770,050.00	50,195,000.00	2,575,050.00	52,770,050.00	-	-	-
Total	<u>\$ 495,857,805.59</u>	<u>\$ 397,189,000.00</u>	<u>\$ 97,102,932.07</u>	<u>\$ 494,291,932.07</u>	<u>\$ 1,442,171.21</u>	<u>\$ 123,702.31</u>	<u>\$ 1,565,873.52</u>

**COUNTY OF HUDSON
NOTES TO FINANCIAL STATEMENTS
DECEMBER 31, 2023 AND 2022**

NOTE 4. COUNTY DEBT (continued)

COUNTY-GUARANTEED DEBT

The County has guaranteed the following debt of the Hudson County Improvement Authority (HCIA).

<u>Original Guaranty</u>		<u>Description</u>	<u>Guaranteed Debt Outstanding at:</u>	
<u>Date</u>	<u>Amount</u>		<u>Dec. 31, 2023</u>	<u>Dec. 31, 2022</u>
04/13/2009	\$ 300,000,000.00	Local Unit Loan Program Pooled Note Financing:		
		Series 2023A / Series 2022A	\$ 33,752,000.00	\$ 40,280,000.00
		Series 2023B / Series 2022B	102,611,000.00	79,826,000.00
09/22/2005	40,000,000.00	Harrison Stadium Project	13,473,479.45	14,802,201.45
		Weehawken Port Imperial Parking Project		
06/10/2021	11,500,000.00	Series 2021 Revenue Refunding Bonds	10,960,000.00	11,195,000.00
04/12/2018	25,000,000.00	Guttenberg General Obligation Bond Project	16,130,000.00	16,735,000.00
08/25/2009	23,000,000.00	Bayonne Crossing Project	6,875,722.85	7,953,343.32
11/10/2010	95,000,000.00	Solid Waste System Revenue Refunding Bonds:		
		Series 2012	32,120,000.00	34,540,000.00
		Series 2019	26,285,000.00	26,285,000.00
12/11/2014	160,000,000.00	Career Technical High School	149,065,000.00	151,475,000.00
03/12/2020	50,000,000.00	Koppers Site Spine Road Project	-	-
12/10/2010	13,000,000.00	Lincoln Park Golf Course Project	10,785,000.00	11,230,000.00
03/03/2012	5,465,000.00	Renewable Energy Program Revenue Bonds	1,815,000.00	2,180,000.00
		Casino in the Park Project		
06/27/2019	7,500,000.00	Series 2020 Lease Revenue Bonds	7,205,000.00	7,355,000.00
11/12/2020	2,500,000.00	Series 2021 Revenue Completion Bonds	2,445,000.00	2,500,000.00
05/07/2020	350,000,000.00	County Courthouse Project	334,040,000.00	340,040,000.00
04/22/2011	18,000,000.00	830 Bergen Ave (Net of County Share)	1,118,125.00	10,010,000.00
Total Guaranty of Outstanding Bonds, Loans and Notes			<u>\$ 748,680,327.30</u>	<u>\$ 756,406,544.77</u>

Descriptions of County guarantees are as follows. Generally, the pursuant bond, note and loan obligations do not constitute obligations against the general credit of the County, except to the extent of the County Guarantee. Neither the debt nor the proceeds therefore are reflected on the accompanying financial statements, unless otherwise noted.

Local Unit Loan Program Pooled Note Financing - On August 13, 2009, the County adopted a Guaranty Ordinance fully, unconditionally and irrevocably securing the payment of principal and interest on certain notes to be issued by the HCIA (Pooled Note Financing) in an aggregate principal amount not exceeding \$300,000,000 for the purpose of providing additional security therefor, consenting to such financing and determining certain other matters in connection therewith.

Pursuant to this guarantee, the HCIA has issued notes annually referred to as “County-Guaranteed Pooled Notes (Local Unit Loan Program)” – (the “program”). Local Units participating in the program are collectively referred to as “borrowers” in the paragraphs that follow. Notes issued under the program constitute direct, special and limited obligations of the HCIA and will be payable from and secured by payments made on general obligations notes purchased from each of the borrowers. The borrower’s notes are direct and general obligations of each of the respective borrowers. The notes are not a debt of the County, except to the extent of the County guarantee.

**COUNTY OF HUDSON
NOTES TO FINANCIAL STATEMENTS
DECEMBER 31, 2023 AND 2022**

NOTE 4. COUNTY DEBT (continued)

Note activity under this Loan Program during the years ended December 31, 2023 and 2022 is summarized as follows:

		Issue Date	Interest Rate	Maturity Date	Ousting at Dec. 31, 2023	Ousting at Dec. 31, 2022
Series 2022A-1	Tax-Exempt	04/18/2022	3.000%	04/17/2023	\$ -	\$ 35,344,000.00
Series 2022A-2	Taxable	04/18/2022	2.750%	04/17/2023	-	4,936,000.00
Series 2023A	Tax-Exempt	04/06/2023	4.250%	04/05/2024	33,752,000.00	-
Series 2022B-1	Tax-Exempt	08/05/2022	3.000%	08/04/2023	-	60,526,000.00
Series 2022B-2	Taxable	08/05/2022	3.875%	08/04/2023	-	19,300,000.00
Series 2023B-1	Tax-Exempt	07/25/2023	5.000%	07/24/2024	75,751,000.00	-
Series 2023B-2	Taxable	07/25/2023	6.250%	07/24/2024	26,860,000.00	-
					<u>\$ 136,363,000.00</u>	<u>\$ 120,106,000.00</u>

Further description of the purposes of these notes is as follows:

- ◆ **Guaranteed Pooled Notes, Series 2022A** - On April 18, 2022, the HCIA issued \$40,280,000 of County Guaranteed Pool Notes Series 2022A, consisting of: \$35,344,000 Tax Exempt County Guaranteed Pool Notes Series 2022A-1 maturing April 17, 2023 at an interest rate of 3.0%; and \$4,936,000 Federally Taxable County Guaranteed Pool Notes Series 2022A-2 maturing April 17, 2023 at an interest rate of 2.75%. These notes were issued to provide funds to make loans to the City of Bayonne, Township of Weehawken, the Parking Authority of the Township of Weehawken and the City of Union City, and related refinancing costs and costs of issuance.
- ◆ **Guaranteed Pooled Notes, Series 2022B** - On August 5, 2022, the HCIA issued \$79,826,000 of County Guaranteed Pooled Notes Series 2022B, consisting of: \$60,526,000 Tax Exempt County-Guaranteed Pooled Notes Series 2022B-1 maturing August 4, 2023 at an interest rate of 3.0%; and \$19,300,000 Tax Exempt County-Guaranteed Pooled Notes Series 2022B-2 maturing August 4, 2023 at an interest rate of 3.875%. These notes were issued to provide funds to make loans to the City of Bayonne, Town of West New York, City of Union City, Township of Weehawken and the Parking Authority of the Township of Weehawken, as well as related costs of issuance and refinancing costs.
- ◆ **Guaranteed Pooled Notes, Series 2023A** - On April 6, 2023, the HCIA issued \$33,752,000 of County Guaranteed Pool Notes Series 2023A, maturing April 5, 2024 at an interest rate of 4.25%. These notes were issued to provide funds to make loans to the City of Bayonne, Township of Weehawken and the City of Union City, and related refinancing costs and costs of issuance.
- ◆ **Guaranteed Pooled Notes, Series 2023B** - On July 25, 2023, the HCIA issued \$102,611,000 of County Guaranteed Pooled Notes Series 2023B, consisting of: \$75,751,000 Tax Exempt County-Guaranteed Pooled Notes Series 2023B-1 maturing July 24, 2024 at an interest rate of 5.0%; and \$26,860,000 Federally Taxable County-Guaranteed Pooled Notes Series 2023B-2 maturing July 24, 2024 at an interest rate of 6.25%. These notes were issued to provide funds to make loans to the City of Bayonne, Town of West New York, City of Union City, Township of Weehawken and the Parking Authority of the Township of Weehawken, as well as related costs of issuance and refinancing costs.

Harrison Stadium Project - On September 22, 2005, the County guaranteed the payment of principal and interest on \$40,000,000 County Guaranteed Stadium Land Acquisition Bonds (Harrison Stadium Project) issued by the HCIA. The proceeds of these bonds are to be used to purchase land to construct a multipurpose soccer stadium and amphitheater in the Town of Harrison. In 2006 the HCIA issued \$39,400,345 Lease Revenue Bonds Series 2006 consisting of \$30,529,047 Tax-Exempt County-Guaranteed Harrison Stadium Land Acquisition Special Obligation Capital Appreciation Bonds, Series 2006A-1 and \$8,871,298 Federally Taxable County-Guaranteed Harrison Stadium Land Acquisition Special Obligation Capital Appreciation Bonds, Series 2006A-2. The balance outstanding on these bonds at December 31, 2023 and 2022 was \$13,473,479.45 and \$14,802,201.45, respectively.

NOTE 4. COUNTY DEBT (continued)

Weehawken Port Imperial Parking Redevelopment Project - On March 11, 2010, the County adopted Ordinance No. 119-3-2010 authorizing the guaranty of payment of principal and interest on \$12,500,000 County Guaranteed Special Obligation Revenue Bonds issued by the HCIA for the purpose of providing additional security therefor and determining certain other matters in connection therewith. Ordinance No. 340-6-2021 was adopted on June 11, 2021 for the purpose of amending Ordinance No. 119-3-2010 to reflect the HCIA's refunding of the original bonds. This amending ordinance reduces the amount of the guaranty to \$11,500,000. The balance of the refunding bonds at December 31, 2023 and 2022 was \$10,960,000 and \$11,195,000, respectively.

Guttenberg Government Loan Revenue Bonds - On April 12, 2018, the County adopted Ordinance No. 216-4-2018 authorizing the guaranty of payment of principal and interest of Governmental Loan Revenue Bonds, Series 2018 in an amount not to exceed \$25,000,000 providing for the construction of a building and improvements to the Anna L. Klein School located in the Town of Guttenberg for community, recreational and education services, including site improvements, construction of a rooftop park, other park improvements and the acquisition of land. The HCIA issued these bonds in 2018 in the amount of \$19,150,000. The balance outstanding on these bonds at December 31, 2023 and 2022 was \$16,130,000 and \$16,735,000, respectively.

Bayonne Crossing Project - On August 25, 2009, the County adopted an ordinance authorizing the guaranty of payment of the payment of principal and interest on \$23,000,000 County Guaranteed Pilot Revenue Bonds (Bayonne Crossing Project) issued by the HCIA for the purpose of providing additional security therefor and determining certain other matters in connection therewith. Pursuant to this guarantee, on September 15, 2009, the HCIA adopted a resolution authorizing it to act as an applicant for a loan application with the New Jersey Environmental Infrastructure Trust Fund on the behalf of the Bayonne Local Redevelopment Agency for the acquisition of land and/or various infrastructure improvements associated with the Bayonne Shopping Center Project. The Bayonne Local Redevelopment Agency is responsible for the repayment of the loan by certain payments-in-lieu-of taxes (Annual Service Changes) made by Cameron Bayonne Urban Renewal, LLC (the redeveloper). The loan obligations do not constitute obligations against the general credit of the County, except to the extent of the County Guarantee. The balance outstanding on these loans at December 31, 2023 and 2022 was \$6,875,722.85 and \$7,953,343.32, respectively.

Solid Waste System Revenue Refunding Bonds - On November 10, 2010, the County adopted an Ordinance authorizing the guaranty of payment of principal and interest on \$95,000,000 County Guaranteed Solid Waste System Revenue Refunding Bonds issued by the HCIA for the purpose of providing additional security therefor and determining certain other matters in connection therewith. Pursuant to this guarantee, the HCIA issued \$84,945,000 of County-Guaranteed Solid Waste System Revenue Refunding Bonds, Series 2010, consisting of:

- ◆ \$31,815,000, Series 2010A Tax-Exempt Serial Bonds maturing in 2040 with interest rates ranging from 5.25% to 6%.
- ◆ \$43,655,000, Series 2010B Tax-Exempt Serial and Term Bonds maturing in 2013 with interest rates ranging from 2% to 5%.
- ◆ \$9,475,000, Series 2010C Federally Taxable Serial Bonds maturing in 2017 with interest rates ranging from 3%-5%.

The HCIA subsequently refunded these bonds as follows:

- ◆ On December 25, 2012, the HCIA refunded \$45,055,000 of the Series 2010B bonds by issuing \$45,605,000 Refunding Series 2012 Term Bonds maturing in annual instalments from 2018 through 2029 with interest rates ranging from 2.14% to 4.0%, and a term bond maturing in 2034 at 4.25%. The outstanding balance of these bonds at December 31, 2023 and 2022 was \$32,120,000 and \$35,540,000, respectively.
- ◆ On October 22, 2019, the HCIA refunded the \$31,815,000 Series 2010A bonds by issuing \$26,285,000 Refunding Bonds, Series 2019, maturing in annual installments from 2034 through 2040 at an interest rate of 4%. The outstanding balance of these bonds at December 31, 2023 and 2022 was \$26,285,000, each year.

**COUNTY OF HUDSON
NOTES TO FINANCIAL STATEMENTS
DECEMBER 31, 2023 AND 2022**

NOTE 4. COUNTY DEBT (continued)

Career Technical High School - On December 11, 2014, the County adopted Ordinance No. 713-12-2014 authorizing the guaranty of payment of principal and interest of bonds, notes or other obligations in an amount not to exceed \$160,000,000 providing for a new Career Technical High School to be located in the Town of Secaucus for use by the County and any of its subdivisions, departments, agencies or instrumentalities, including without limitation the Board of School Estimate of the Hudson County Vocational School District. The balance outstanding on these bonds at December 31, 2023 and 2022 was \$149,065,000 and \$151,475,000, respectively.

Koppers Site Spine Road Project - On March 12, 2020, the County adopted an ordinance authorizing the guaranty of the payment of principal and interest on not exceeding \$50,000,000 aggregate principal amount of County Guaranteed Redevelopment Area Bonds, Series 2020 (Koppers Site Spine Road Project) issued by the HCIA. As of December 31, 2023, the HCIA has not yet issued these bonds.

COUNTY-GUARANTEED DEBT WITH RENTAL PAYMENTS

Lincoln Park Golf Course Project - On December 10, 2010, the County adopted an Ordinance authorizing the guaranty of payment of principal and interest on \$13,000,000 County Guaranteed Golf Course Revenue Bonds issued by the HCIA for the purpose of providing additional security therefor and determining certain other matters in connection therewith. Pursuant to this guarantee, the HCIA issued \$12,995,000 of County-Guaranteed Lease Revenue Bonds, Series 2011, consisting of serial and term bonds interest rates of 2% to 4.75% finally maturing in 2041. The proceeds of these bonds are used to finance the cap and closure of a municipal landfill and the construction of a public, nine-hole golf course thereon, together with all materials and work necessary therefor or incidental thereto (the “Project”) and pay costs of issuance associated with the Project. These bonds were subsequently financed in 2020 for \$11,790,000 at interest rates of 0.619%-3.09% due annually until 2041.

These bonds are the full faith and credit obligation of the HCIA payable solely out of the revenues or other receipts, funds or moneys of the HCIA. However, the County is obligated to make rental payments to the HCIA in amounts sufficient to pay the debt service on the bonds when due and other expenses of the HCIA and the Trustee. The amount of the County’s future minimum payments under the agreement is as follows:

Lincoln Park Golf Course - Minimum Future Payments			
Year	Total Lease Payments	Principal	Interest
2023	\$ 698,939.36	\$ 445,000.00	\$ 253,939.36
2024	700,429.96	450,000.00	250,429.96
2025	701,332.81	455,000.00	246,332.81
2026	696,550.76	455,000.00	241,550.76
2027	700,882.41	465,000.00	235,882.41
2028-2032	3,700,786.46	2,655,000.00	1,045,786.46
2033-2037	3,913,027.71	3,200,000.00	713,027.71
2038-2041	3,300,828.75	3,105,000.00	195,828.75
	<u>\$ 14,412,778.22</u>	<u>\$ 11,230,000.00</u>	<u>\$ 3,182,778.22</u>

Renewal Energy Program - On December 8, 2011, the County adopted Ordinance No. 557-12-2011 authorizing the guaranty of payment of principal and interest on \$8,000,000 of County Guaranteed Renewable Energy Program Lease Revenue Bonds issued by the HCIA for the purpose of providing additional security therefor and determining certain other matters in connection therewith. Pursuant to this guarantee, the HCIA issued \$5,465,000 in County – Guaranteed Renewable Energy Lease Revenue Bonds, Series 2012A.

**COUNTY OF HUDSON
NOTES TO FINANCIAL STATEMENTS
DECEMBER 31, 2023 AND 2022**

NOTE 4. COUNTY DEBT (continued)

These bonds are the full faith and credit obligation of the HCIA payable solely out of the revenues or other receipts, funds or moneys of the HCIA. However, the County is obligated to make rental payments to the HCIA in amounts sufficient to pay the debt service on the bonds when due and other expenses of the HCIA and the Trustee. The amount of the County's future minimum payments under the agreement is as follows:

Renewable Energy Program - Minimum Future Payments					
Total Lease					
Year	Payments		Principal	Interest	
2024	\$	438,812.50	\$	365,000.00	\$ 73,812.50
2025		422,935.00		365,000.00	57,935.00
2026		406,692.50		365,000.00	41,692.50
2027		385,200.00		360,000.00	25,200.00
2028		368,460.00		360,000.00	8,460.00
	\$	2,022,100.00	\$	1,815,000.00	\$ 207,100.00

Casino-in-the-Park Project - On September 13, 2019, the County adopted an ordinance authorizing the guaranty of the payment of principal and interest on not exceeding \$7,500,000 aggregate principal amount of County Guaranteed Lease Revenue Bonds, Series 2019 (Casino in the Park Project) issued by the HCIA. The HCIA issued these bonds on December 17, 2019 in the amount of \$7,500,000, maturing in annual installments from 2022 through 2030 in addition to term bonds of \$2,025,000 due in 2039 at 3.567% interest and \$3,985,000 due in 2051 at 3.717% interest. An additional guarantee for this project of \$2,500,000 was passed on November 12, 2020. The HICA issued these bonds on June 17, 2021 in the amount of \$2,500,000 consisting of four term bond payments due as follows: \$230,000 due in 2026 at 1.47% interest \$315,000 due in 2031 at 2.31% interest, \$775,000 due in 2041 at 3.1% interest and \$1,180,000 due in 2052 at 3.3% interest.

These bonds are the full faith and credit obligation of the HCIA payable solely out of the revenues or other receipts, funds or moneys of the HCIA. However, the County is obligated to make rental payments to the HCIA in amounts sufficient to pay the debt service on the bonds when due and other expenses of the HCIA and the Trustee.

Year	Total Lease Payment	Series 2021		Series 2020	
		Principal	Interest	Principal	Interest
2024	\$ 539,068.20	\$ 55,000.00	\$ 72,814.00	\$ 155,000.00	\$ 256,254.20
2025	541,959.70	60,000.00	72,005.50	160,000.00	249,954.20
2026	540,402.70	60,000.00	71,123.50	165,000.00	244,279.20
2027	539,495.70	60,000.00	70,241.50	170,000.00	239,254.20
2028	537,934.70	60,000.00	68,855.50	175,000.00	234,079.20
2029-2033	2,708,004.55	330,000.00	321,819.00	975,000.00	1,081,185.55
2034-2038	2,704,573.56	380,000.00	271,115.00	1,160,000.00	893,458.56
2039-2043	2,715,365.30	445,000.00	208,005.00	1,400,000.00	662,360.30
2044-2048	2,698,894.30	515,000.00	131,340.00	1,675,000.00	377,554.30
2049-2052	1,756,443.47	480,000.00	40,095.00	1,170,000.00	66,348.47
	\$ 15,282,142.18	\$ 2,445,000.00	\$ 1,327,414.00	\$ 7,205,000.00	\$ 4,304,728.18

County Courthouse Project - On May 7, 2020, the County adopted an ordinance authorizing the guaranty of the payment of principal and interest on not exceeding \$350,000,000 aggregate principal amount of County Secured Lease Revenue Bonds, Series 2020 (Hudson County Courthouse Project) issued by the HCIA. The HCIA issued these bonds on October 15, 2020 in the amount of \$342,240,000, maturing in annual installments from 2022 through 2041 in addition to term bonds of \$74,860,000 due in 2046 at 4.0% interest and \$75,000,000 due in 2051 at 4.0% interest.

**COUNTY OF HUDSON
NOTES TO FINANCIAL STATEMENTS
DECEMBER 31, 2023 AND 2022**

NOTE 4. COUNTY DEBT (continued)

These bonds are the full faith and credit obligation of the HCIA payable solely out of the revenues or other receipts, funds or moneys of the HCIA. However, the County is obligated to make rental payments to the HCIA in amounts sufficient to pay the debt service on the bonds when due and other expenses of the HCIA and the Trustee.

Year	Total Lease Payment	Series 2020	
		Principal	Interest
2024	\$ 20,492,150.00	\$ 7,500,000.00	\$ 12,992,150.00
2025	20,192,150.00	7,500,000.00	12,692,150.00
2026	19,892,150.00	7,500,000.00	12,392,150.00
2027	19,517,150.00	7,500,000.00	12,017,150.00
2028	19,142,150.00	7,500,000.00	11,642,150.00
2029-2033	96,890,150.00	44,205,000.00	52,685,150.00
2034-2038	104,291,750.00	61,105,000.00	43,186,750.00
2039-2043	103,821,800.00	71,230,000.00	32,591,800.00
2044-2048	93,000,000.00	75,000,000.00	18,000,000.00
2049-2051	48,600,000.00	45,000,000.00	3,600,000.00
	<u>\$ 545,839,450.00</u>	<u>\$ 334,040,000.00</u>	<u>\$ 211,799,450.00</u>

BERGEN AVE REFUNDING BONDS AND COUNTY-GUARANTEE OF DEBT

Acquisition of Bergen Avenue Property - On April 22, 2011, the County adopted Ordinance No. 415-9-2011 authorizing the guaranty of payment of principal and interest on \$18,000,000 of County Guaranteed Special Acquisition Bonds issued by the HCIA for the purpose of providing additional security therefor and determining certain other matters in connection therewith. Pursuant to this guarantee, the HCIA issued \$17,835,000 of County-Guaranteed Special Acquisition Bonds, Series 2011, consisting of serial and term bonds with interest rates of 2% to 4.5% finally maturing in 2031. The proceeds of the bonds are being used to finance the acquisition and improvements to 830 Bergen Avenue (the "Property"), fund the debt service reserve fund, fund capitalized interest on the bonds from the date of the bonds through and including November 15, 2012, and pay costs of issuance associated with the Property. These bonds were subsequently refunded in 2020 for \$11,225,000.

On November 30, 2011, the HCIA purchased the Property located at 830 Bergen Avenue in Jersey City, New Jersey containing approximately 110,000 square feet of office space and associated parking for approximately one hundred and fifty cars and converted the Property into two condominiums. The HCIA retained one of the condominiums consisting of one floor of office space and a 12.5% interest in the Property and the second condominium was sold to the County consisting of seven floors of office space and an 87.5% interest in the Property pursuant to an installment purchase agreement. The County has financed the installment purchase agreement through the adoption of Ordinance No. 416-9-2011 on September 22, 2011. The purchase of the property was \$8,175,115. The remaining proceeds of the 2011 bonds are being held by a trustee to pay bills associated with improvements of the property and other associated costs as submitted by the County and HCIA. Should any funds remain, they will be used to pay down the related debt, reducing the liability of the County. Accordingly, a liability has been established on the books of the County for its pro-rata share of the purchase price and subsequent improvements. 87.5% of costs incurred and submitted to the trustee are charged to the improvement authorization, and mortgage payable, established to track the County's share of costs paid by the trustee, is correspondingly increased.

On September 15, 2020, the HCIA issued \$11,225,000 of Federally Taxable County-Guaranteed Special Acquisition Refunding Bonds Series 2020. The County obligation of these bonds, representing its installment purchase or mortgage principal due, was \$9,821,875. The remaining \$1,403,125 is the direct obligation of the HCIA and represents the amount of the County guarantee.

**COUNTY OF HUDSON
NOTES TO FINANCIAL STATEMENTS
DECEMBER 31, 2023 AND 2022**

NOTE 4. COUNTY DEBT (continued)

The amortization schedule below details the County’s installment purchase, or mortgage payable, due as represented in the General Capital Fund Balance Sheet as “Bergen Ave Refunding Bonds”. The amortization schedule also presents the County’s guarantee for the HCIA’s portion of the Bergen Ave Refunding Bonds above that of the County’s liability.

Year	County Share (of Bergen Ave Refunding Bonds) Bergen Avenue Installment Payment Obligations			County Guarantee of HCIA Share Bergen Avenue Installment Payment Obligations		
	Total	Principal	Interest	Total	Principal	Interest
2024	\$ 1,056,187.96	\$ 940,625.00	\$ 115,562.96	\$ 150,884.00	\$ 134,375.00	\$ 16,509.00
2025	1,057,187.22	949,375.00	107,812.22	151,026.74	135,625.00	15,401.74
2026	1,052,201.38	953,750.00	98,451.38	150,314.48	136,250.00	14,064.48
2027	1,054,682.52	966,875.00	87,807.52	150,668.94	138,125.00	12,543.94
2028	1,050,418.40	975,625.00	74,793.40	150,059.78	139,375.00	10,684.78
2029-2031	3,163,266.86	3,040,625.00	122,641.86	451,895.26	434,375.00	17,520.26
	<u>\$ 8,433,944.34</u>	<u>\$ 7,826,875.00</u>	<u>\$ 607,069.34</u>	<u>\$ 1,204,849.20</u>	<u>\$ 1,118,125.00</u>	<u>\$ 86,724.20</u>

BOND ANTICIPATION NOTES PAYABLE

The County issues bond anticipation notes to temporarily fund various capital projects prior to the issuance of serial bonds. The term of the notes cannot exceed one year, but the notes may be renewed from time to time for a period not exceeding one year. Generally, such notes may be paid no later than the close of the tenth fiscal year next following the date of the original notes. The Division also prescribes that notes cannot be renewed past the third anniversary date of the original note unless an amount equal to at least the first legally required installment is paid prior to each anniversary date. As of December 31, 2023 and 2022, the County had no Bond Anticipation Notes outstanding.

BONDS AND NOTES AUTHORIZED BUT NOT ISSUED

The County has authorized but not issued bonds and notes as noted in the table that follows, in the General Capital Fund, and which includes authorizations for General, Community College and Technical School capital projects. The following activity relates to bonds and notes authorized but not issued that occurred during the years ended December 31, 2023 and 2022:

	2023	2022
Begging Balance	\$ 149,023,645.00	\$ 129,362,599.00
Add Debt Authorized	<u>93,247,480.00</u>	<u>30,082,033.00</u>
	<u>242,271,125.00</u>	<u>159,444,632.00</u>
Less: Financed or Funded by:		
Bonds Issued	7,028,000.00	8,349,000.00
Notes Issued	-	-
Improvement Authorization	-	1,571,987.00
Grants, Aid and Loans	8,506,167.66	-
Budget Appropriations	<u>500,000.00</u>	<u>500,000.00</u>
	<u>16,034,167.66</u>	<u>10,420,987.00</u>
Ending Balance	<u>\$ 226,236,957.34</u>	<u>\$ 149,023,645.00</u>

**COUNTY OF HUDSON
NOTES TO FINANCIAL STATEMENTS
DECEMBER 31, 2023 AND 2022**

NOTE 4. COUNTY DEBT (continued)

SUMMARY OF STATUTORY DEBT CONDITION – ANNUAL DEBT STATEMENT

The summarized statement of debt condition which follows for the year ended December 31, 2023 is prepared in accordance with the required method of setting up the Annual Debt Statement.

	<u>Gross Debt</u>	<u>Deductions</u>	<u>Net Debt</u>
General Debt	\$ 1,381,375,330.85	\$ 797,727,966.54	\$ 583,647,364.31

Net debt, \$583,647,364.31, divided by equalized valuation basis per N.J.S.A. 40A:2-2 as amended, \$112,111,564,358 equals 0.521%. Equalized valuation basis is the average of the equalized valuations of real estate, including improvements, and the assessed valuation of class II Railroad Property of the County for the last 3 preceding years.

The summarized statement of debt condition which follows for the year ended December 31, 2022 is prepared in accordance with the required method of setting up the Annual Debt Statement.

	<u>Gross Debt</u>	<u>Deductions</u>	<u>Net Debt</u>
General Debt	\$ 1,323,615,638.69	\$ 812,516,232.51	\$ 511,099,406.18

Net debt, \$511,099,406.18, divided by equalized valuation basis per N.J.S.A. 40A:2-2 as amended, \$107,635,036,208 equals 0.475%. Equalized valuation basis is the average of the equalized valuations of real estate, including improvements, and the assessed valuation of class II Railroad Property of the County for the last 3 preceding years.

BORROWING POWER UNDER N.J.S.A. 40A:2-6, AS AMENDED

	<u>Dec. 31, 2021</u>	<u>Dec. 31, 2021</u>
2% of Equalized Valuation Basis	\$ 2,242,231,287.15	\$ 2,152,700,724.16
Net Debt	583,647,364.31	511,099,406.18
Remaining Borrowing Power	\$ 1,658,583,922.84	\$ 1,641,601,317.98

NOTE 5. FUND BALANCES APPROPRIATED

Fund balance of the County consists of cash surplus and non-cash surplus. The County can anticipate fund balance to support its budget of the succeeding year, however, use of non-cash surplus is subject to the prior written consent of the Director of the Division. Fund balances at December 31, 2023 and 2022 that were appropriated and included as anticipated revenue in the succeeding year were as follows:

	<u>Fund Balance Dec. 31, 2023</u>	<u>Utilized in 2024 Budget*</u>	<u>Fund Balance Dec. 31, 2022</u>	<u>Utilized in 2023 Budget</u>
Current Fund	\$ 57,990,709.81	\$ 42,000,000.00	\$ 56,593,108.80	\$ 42,000,000.00
General Capital Fund	878,774.12	-	878,774.22	-
Affordable Housing Utility Operating Fund	398,315.80	250.00	391,771.02	250.00

*Per introduced budget. The amount of surplus anticipated in 2024 is subject to change.

The accounting principles and requirements prescribed by the Division do not provide for reservations or designations of fund balance on the financial statements.

NOTE 6. RETIREMENT SYSTEMS AND DEFERRED COMPENSATION

Substantially all County employees participate in the Consolidated Police and Fireman’s Pension Fund (CPFPPF), Public Employees Retirement System (PERS), Police and Fireman’s Retirement System of New Jersey (PFRS) or the Defined Contribution Retirement Program (DCRP), all of which are multiple employer plans sponsored and administered by the State of New Jersey, with the exception of the CPFPPF, which is a single employer plan. The CPFPPF, PERS and PFRS are cost sharing contributory defined benefit public employee retirement systems. The DCRP is a defined contribution plan.

In addition, certain employees participate in the following plans: Hudson County Employees’ Pension Fund, Court Attendant’s Pension Fund, Non-Contributory Pension Fund and Veterans’ Pension Fund.

STATE-MANAGED PENSION PLANS - CPFPPF

The Consolidated Police and Fireman's Pension Fund (CPFPPF) is a single employer contributory defined benefit plan which was established on January 1, 1952, under the provisions of N.J.S.A. 43:16 to provide retirement, death and disability benefits to county and municipal police and firemen who were appointed prior to July 1, 1944. The fund is a closed system with no active members. The County currently only makes contributions for its retirees who are enrolled in this pension fund. During the years ended December 31, 2023, 2022 and 2021, the County contributed \$17,888.65, \$17,905.31 and \$18,325.72, respectively.

STATE-MANAGED PENSION PLANS – PERS (PROSECUTORS PART)

Chapter 366, P.L. 2001, established a special Prosecutors Part within the Public Employees’ Retirement System (PERS), effective January 7, 2002. Chapter 1, P.L. 2010, closed the Prosecutors Part of the PERS to new members as of May 21, 2010. Prosecutors who were enrolled on or before May 21, 2010, remain members of the Prosecutors Part of the PERS, provided that they continue in eligible prosecutor service. Prosecutors taking office after May 21, 2010, will be enrolled as “regular” Tier 4 members of the PERS - except that a County Prosecutor who is appointed by the Governor with the advice and consent of the Senate will be enrolled in the Defined Contributions Retirement Program (DCRP) or regular PERS if a Tier 1 PERS member continuously since July 1, 2007.

STATE-MANAGED PENSION PLANS – PERS

Plan Description and Eligibility - The PERS was established in January, 1955 under provisions of N.J.S.A. 43:15A and provides retirement, death, disability and post-retirement medical benefits to certain qualifying Plan members and beneficiaries. Membership is mandatory to substantially all full time employees and vesting occurs after 8 to 10 years of service for pension benefits. Significant modifications to enrollment, benefits and eligibility for benefits under the plan were made in 2007, 2008, 2010 and 2011. These changes resulted in various “tiers” which distinguish period of eligibility for enrollment. The delineation of these tiers is as follows:

- Tier 1: Employees enrolled before July 1, 2007.
- Tier 2: Employees eligible for enrollment after June 30, 2007 but before November 2, 2008.
- Tier 3: Employees eligible for enrollment after November 1, 2008 but before May 22, 2010.
- Tier 4: Employees eligible for enrollment after May 21, 2010 but before June 28, 2011.
- Tier 5: Employees eligible for enrollment after June 27, 2011.

Tier 1 and 2 employees must earn a base salary of \$1,500 or more to enroll in the plan. Pensionable salaries are limited to the IRS maximum salary compensation limits for Tier 1 employees and social security maximum wage for Tier 2 employees. Tier 2 employees earning over the social security maximum wage are eligible to participate in DCRP for the excess amount. Tier 3 employees must earn a base salary that is annually adjusted.

COUNTY OF HUDSON
 NOTES TO FINANCIAL STATEMENTS
 DECEMBER 31, 2023 AND 2022

NOTE 6. RETIREMENT SYSTEMS AND DEFERRED COMPENSATION (continued)

For the year ended December 31, 2023 and 2022, this base salary amount was \$9,000 and \$8,700, respectively. Employees earning between \$5,000 and the Tier 3 minimum base salary are eligible for participation in DCRP. Pensionable salaries are limited to the social security maximum wage. Employees earning over the social security maximum wage are eligible to participate in DCRP for the excess amount. Tier 4 and 5 employees do not have a minimum salary requirement to enroll but must work a minimum of 32 hours per week. Employees not meeting the minimum hour requirement but that make over \$5,000 are eligible to enroll in DCRP. Pensionable salaries are limited to the social security maximum wage. Employees earning over the social security maximum wage are eligible to participate in DCRP for the excess amount.

Plan Benefits - Service retirement benefits of 1/55th of final average salary for each year of service credit is available to tiers 1 and 2 members upon reaching age 60 and to tier 3 members upon reaching age 62. Service retirement benefits of 1/60th of final average salary for each year of service credit is available to tier 4 members upon reaching age 62 and tier 5 members upon reaching age 65. Early retirement benefits are available to tiers 1 and 2 members before reaching age 60, tiers 3 and 4 with 25 years or more of service credit before age 62 and tier 5 with 30 or more years of service credit before age 65. Benefits are reduced by a fraction of a percent for each month that a member retires prior to the retirement age of their respective tier. Tier 1 members can receive an unreduced benefit from age 55 to age 60 if they have at least 25 years of service. Deferred retirement is available to members who have at least 10 years of service credit and have not reached the service retirement age for the respective tier. Each of the 5 Tiers have eligibility requirements and benefit calculations which vary for deferred retirements, early retirements, veteran retirements, ordinary disability retirements and accidental disability retirements. There is no minimum service requirement to receive these pension benefits. State-paid insurance coverage may be obtained after 25 years of service for employees in Tiers 1 through 4 and 30 years of service for Tier 5 employees.

Contributions and Liability - The contribution policy for PERS is set by N.J.S.A. 43:15A and requires contributions by active members and their employers. Such contributions may be amended by State legislation. Employers' contribution amounts are based on an actuarially determined rate. The annual employer contributions include funding for basic retirement allowances and non-contributory death benefits. The employee contributions include funding for basic retirement allowances and contributory death benefits. Contributions made by the County and its employees for the previous three years are as follows:

Year Ended Dec. 31,	County Contribution		Base Wages Subject to Contributions	Employee Contributions		
	Amount Paid or Charged	As a Percentage of Base Wages		Amount Contributed	As a Percentage of Base Wages	
					Prosecutor	Regular
2023	\$ 20,284,241.58	15.9%	\$ 127,798,240.00	\$ 9,753,385.39	10.00%	7.50%
2022	\$ 18,401,796.18	15.3%	\$ 120,641,765.00	\$ 9,163,408.90	10.00%	7.50%
2021	\$ 16,636,148.12	14.1%	\$ 117,833,719.00	\$ 8,906,187.18	10.00%	7.50%

At June 30, 2023 and 2022, the County's net pension liability for PERS, including the County's proportionate share, was as follows:

Year Ended June 30,	Proportionate Share		Net Pension Liability
	Rate	Change	
2023	1.58768%	-0.02206%	\$ 229,965,391
2022	1.60973%	0.04501%	\$ 241,964,470

COUNTY OF HUDSON
NOTES TO FINANCIAL STATEMENTS
DECEMBER 31, 2023 AND 2022

NOTE 6. RETIREMENT SYSTEMS AND DEFERRED COMPENSATION (continued)

Sensitivity of the County’s Proportionate Share of the Net Pension Liability to Changes in the Discount Rate - The following presents the County’s proportionate share of the net pension liability as of June 30, 2023 and 2022 calculated using the discount rate as disclosed above as well as what the collective net pension liability would be if it was calculated using a discount rate that is 1% lower or 1% higher than the current rate:

At:	2023		2022	
	Rate	Amount	Rate	Amount
1% Decrease	6.00%	\$ 299,366,010	6.00%	\$ 310,853,466
Current Discount Rate	7.00%	229,965,391	7.00%	241,964,470
1% Increase	8.00%	170,896,289	8.00%	183,337,161

Actuarial Assumptions - The total pension liability for the June 30, 2023 and June 30, 2022 measurement dates were determined by actuarial valuations as of July 1, 2022 and 2021, respectively, which were rolled forward to June 30, 2023 and 2022, respectively. These actuarial valuations used the following actuarial assumptions, applied to all periods in the measurement:

Measurement Date	Inflation Rate		Salary Increases Based on Years of Service	Investment
	Price	Wage		Rate of Return
June 30, 2023	2.75%	3.25%	2.75-6.55%	7.00%
June 30, 2022	2.75%	3.25%	2.75-6.55%	7.00%

Mortality – For the June 30, 2022 and 2021 Measurement Dates, preretirement mortality rates were based on the Pub-2010 General Below-Median Income Employee mortality table with an 82.2% adjustment for males and 101.4% adjustment for females, and with future improvement from the base year of 2010 on a generational basis. Post-retirement mortality rates were based on the Pub-2010 General Below-Median Income Healthy Retiree mortality table with a 91.4% adjustment for males and 99.7% adjustment for females, and with future improvement from the base year of 2010 on a generational basis. Disability retirement rates used to value disabled retirees were based on the Pub-2010 Non-Safety Disabled Retiree mortality table with a 127.7% adjustment for males and 117.2% adjustment for females, and with future improvement from the base year of 2010 on a generational basis. Mortality improvement is based on Scale MP-2021. The actuarial assumptions used in the July 1, 2022 and 2021 valuations were based on the results of an actuarial experience study for the period July 1, 2018 to June 30, 2021.

Long-Term Expected Rate of Return - In accordance with State statute, the long-term expected rate of return on plan investments (7.00% at June 30, 2023 and June 30, 2022) is determined by the State Treasurer, after consultation with the Directors of the Division of Investments and Division of Pensions and Benefits, the board of trustees and the actuaries. The long-term expected rate of return was determined using a building block method in which best-estimate ranges of expected future real rates of return (expected returns, net of pension plan investment expense and inflation) are developed for each major asset class. These ranges are combined to produce the long-term expected rate of return by weighting the expected future real rates of return by the target asset allocation percentage and by adding expected inflation. Best estimates of arithmetic rates of return for each major asset class included in PERS target asset allocations as of June 30, 2023 and 2022 are summarized in the following table

**COUNTY OF HUDSON
NOTES TO FINANCIAL STATEMENTS
DECEMBER 31, 2023 AND 2022**

NOTE 6. RETIREMENT SYSTEMS AND DEFERRED COMPENSATION (continued)

Best estimates of arithmetic rates of return for each major asset class included in PFRS target asset allocations as of June 30, 2023 and 2022 are summarized in the following table:

Asset Class	June 30, 2023		June 30, 2022	
	Target Allocation	Long-Term Expected Rate of Return	Target Allocation	Long-Term Expected Rate of Return
U.S. Equity	28.00%	8.98%	27.00%	8.12%
Non-U.S. Developed Markets Equity	12.75%	9.22%	13.50%	8.38%
Emerging Markets Equity	5.50%	11.13%	5.50%	10.33%
Private Equity	13.00%	12.50%	13.00%	11.80%
Real Estate	8.00%	8.58%	8.00%	11.19%
Real Assets	3.00%	8.40%	3.00%	7.60%
High Yield	4.50%	6.97%	4.00%	4.95%
Private Credit	8.00%	9.20%	8.00%	8.10%
Investment Grade Credit	7.00%	5.19%	7.00%	3.38%
Cash Equivalents	2.00%	3.31%	4.00%	1.75%
U.S. Treasuries	4.00%	3.31%	4.00%	1.75%
Risk Mitigation Strategies	3.00%	6.21%	3.00%	4.91%
International Small Cap Equity	1.25%	9.22%	*	*

Discount Rate – The discount rate used to measure the total pension liability was 7.00% as of June 30, 2023 and 2022. The projection of cash flows used to determine the discount rate assumed that contributions from plan members will be made at the current member contribution rates and that contributions from employers and the non-employer contributing entity will be based on 100% of the actuarially determined contributions for the State employer and 100% of actuarially determined contributions for local employers. Based on those assumptions, the plan’s fiduciary net position was projected to be available to make all projected future benefit payments of current plan members. Therefore, the long-term expected rate of return on plan investments was applied to all projected benefit payments in determining the total pension liability.

Deferred Outflows and Inflows of Resources - The following presents a summary of changes in the collective deferred outflows of resources and deferred inflows of resources for the years ended June 30, 2023 and 2022:

	June 30, 2023			June 30, 2022		
	Deferred Outflows of Resources	Deferred Inflows of Resources	Net Deferred Outflow / (Inflow)	Deferred Outflows of Resources	Deferred Inflows of Resources	Net Deferred Outflow / (Inflow)
Changes of Assumptions	\$ 505,187	\$ (13,936,888)	\$ (13,431,701)	\$ 749,682	\$ (36,231,660)	\$ (35,481,978)
Difference Between Expected and Actual Experience	2,198,765	(940,025)	1,258,740	1,746,388	(1,540,067)	206,321
Net Difference Between Projected and Actual Earnings on Pension Plan Investments	1,059,021	-	1,059,021	10,014,691	-	10,014,691
Changes in Proportion	9,635,473	(2,094,935)	7,540,538	16,084,212	-	16,084,212
	<u>\$ 13,398,446</u>	<u>\$ (16,971,848)</u>	<u>\$ (3,573,402)</u>	<u>\$ 28,594,973</u>	<u>\$ (37,771,727)</u>	<u>\$ (9,176,754)</u>

**COUNTY OF HUDSON
NOTES TO FINANCIAL STATEMENTS
DECEMBER 31, 2023 AND 2022**

NOTE 6. RETIREMENT SYSTEMS AND DEFERRED COMPENSATION (continued)

The future deferred outflows and deferred inflows of resources to be recognized in future pension expense were determined as of the years ended June 30, 2023 and 2022 to be:

Year Ended		Year Ended	
June 30,		June 30,	
2024	\$ (3,903,727)	2023	\$ (7,540,007)
2025	(2,178,911)	2024	(3,841,380)
2026	3,044,882	2025	(1,873,366)
2027	(544,914)	2026	4,086,977
2028	9,268	2027	(8,977)
	<u>\$ (3,573,402)</u>		<u>\$ (9,176,754)</u>

STATE-MANAGED PENSION PLANS – PFRS

Plan Description and Eligibility - The PFRS was established in July, 1944, under the provisions of N.J.S.A. 43:16A to provide coverage to substantially all full time county and municipal police or firefighters and state police appointed after June 30, 1944. Membership is mandatory for such employees with vesting occurring after 10 years of membership. Significant modifications to enrollment, benefits and eligibility for benefits under the plan were made in 2010 and 2011. These changes resulted in various “tiers” which distinguish period of eligibility for enrollment. The delineation of these tiers is noted as follows:

- Tier 1: Employees enrolled before May 22, 2010.
- Tier 2: Employees enrolled after May 21, 2010 but before June 29, 2011.
- Tier 3: Employees enrolled after June 28, 2011.

There is no minimum salary requirement to enroll, regardless of tier. Pensionable salaries are limited to the social security maximum wage for Tier 2 and 3 employees and federal pensionable maximum for Tier 1 employees. Employees earning over the social security maximum wage are eligible to participate in DCRP for the excess amount.

Plan Benefits - Service retirement benefits are available at age 55 and are generally determined to be 2% of final compensation for each year of creditable service, as defined, up to 30 years plus 1% for each year of service in excess of 30 years. Members may seek special retirement after achieving 25 years of creditable service, in which benefits would equal 65% (tiers 1 and 2 members) and 60% (tier 3 members) of final compensation plus 1% for each year of creditable service over 25 years but not to exceed 30 years. Members may elect deferred retirement benefits after achieving ten years of service, in which case benefits would begin at age 55 equal to 2% of final compensation for each year of service.

Contributions and Liability - The contribution policy for PFRS is set by N.J.S.A. 43:16A and requires contributions by active members and their employers. Such contributions may be amended by State legislation. Employers’ contribution amounts are based on an actuarially determined rate which includes the normal cost and unfunded accrued liability. The annual employer contributions include funding for basic retirement allowances and non-contributory death benefits. The employee contributions include funding for basic retirement allowances and contributory death benefits. Contributions made by the County and its employees for the previous three years are as follows:

Year Ended Dec. 31,	County Contribution		Base Wages Subject to Contributions	Employee Contributions	
	Amount Paid or Charged	As a Percentage of Base Wages		Amount Contributed	As a Percentage of Base Wages
2023	\$ 21,301,118.65	36.2%	\$ 58,787,024.00	\$ 5,879,132.64	10.00%
2022	\$ 17,964,532.21	31.6%	\$ 56,911,660.00	\$ 5,691,166.00	10.00%
2021	\$ 17,685,347.00	31.7%	\$ 55,769,151.00	\$ 5,576,902.50	10.00%

**COUNTY OF HUDSON
NOTES TO FINANCIAL STATEMENTS
DECEMBER 31, 2023 AND 2022**

NOTE 6. RETIREMENT SYSTEMS AND DEFERRED COMPENSATION (continued)

Under N.J.S.A. 43:16A-15, local participating employers are responsible for their own contributions based on actuarially determined amounts, except where legislation was passed which legally obligated the State if certain circumstances occurred. The legislation which legally obligates the State is as follows: Chapter 8, P.L. 2000, Chapter 318, P.L. 2001, Chapter 86, P.L. 2001, Chapter 511, P.L. 1991, Chapter 109, P.L. 1979, Chapter 247, P.L. 1993 and Chapter 201, P.L. 2001.

The amounts contributed on behalf of the County under this legislation are considered to be a special funding situation. As such, the State is treated as a non-employer contributing entity. Since the County does not contribute under this legislation directly to the plan (except for employer specified financed amounts), there is no net pension liability to report in the financial statements of the County related to this legislation. However, the notes to the financial statements of the County must disclose the portion of the State's total proportionate share of the collective net pension liability that is associated with the County. At June 30, 2021 and 2020, the County's net pension liability for PFRS, including the special funding situation described above and changes in the County's proportionate share, was as follows:

Year Ended June 30,	County (employer)		Net Pension Liability	State of N.J. (Nonemployer)	
	Proportionate Share Rate	Change		On-Behalf of County	Total
2023	1.56686%	-0.06962%	\$ 173,118,774	\$ 31,899,148	\$205,017,922
2022	1.63648%	0.09927%	\$ 187,317,329	\$ 33,336,993	\$220,654,322
2021	1.53721%	-0.04584%	\$ 112,357,261	\$ 31,600,457	\$143,957,718

Sensitivity of the County's Proportionate Share of the Net Pension Liability to Changes in the Discount Rate - The following presents the County's proportionate share of the net pension liability of the as of June 30, 2023 and 2022 calculated using the discount rate as disclosed as well as what the collective net pension liability would be if it was calculated using a discount rate that is 1% lower or 1% higher than the current rate::

At:	2023		2022	
	Rate	Amount	Rate	Amount
1% Decrease	6.00%	\$ 285,656,575	6.00%	\$ 302,761,561
Current Discount Rate	7.00%	205,017,922	7.00%	220,654,322
1% Increase	8.00%	137,865,191	8.00%	152,299,647

Actuarial Assumptions - The total pension liability for the June 30, 2023 and June 30, 2022 measurement dates were determined by actuarial valuations as of July 1, 2022 and 2021, respectively, which were rolled forward to June 30, 2023 and 2022, respectively. These actuarial valuations used the following actuarial assumptions::

Measurement Date	Inflation Rate		Salary Increases Based on Years of Service	Investment
	Price	Wage		Rate of Return
June 30, 2023	2.75%	3.25%	3.25-16.25%	7.00%
June 30, 2022	2.75%	3.25%	3.25-16.25%	7.00%

Discount Rate – The discount rate used to measure the total pension liability was 7.00% as of June 30, 2023 and 2022. The projection of cash flows used to determine the discount rate assumed that contributions from plan members will be made at the current member contribution rates and that contributions from employers and the non-employer contributing entity will be based on 100% of the actuarially determined contributions for the State employer and 100% of actuarially determined contributions for the local employers. Based on these assumptions, the plan's fiduciary net position was projected to be available to make all projected future benefit payments of current plan members. Therefore, the long-term expected rate of return on plan investments was applied to all projected benefit payments to determine the total pension liability.

**COUNTY OF HUDSON
NOTES TO FINANCIAL STATEMENTS
DECEMBER 31, 2023 AND 2022**

NOTE 6. RETIREMENT SYSTEMS AND DEFERRED COMPENSATION (continued)

Mortality – For the June 30, 2023 and June 30, 2022 Measurement Dates, employee mortality rates were based on the PubS-2010 amount-weighted mortality table with a 105.6% adjustment for males and 102.5% adjustment for females. For healthy annuitants, mortality rates were based on the PubS-2010 amount-weighted mortality table with a 96.7% adjustment for males and 96.0% adjustment for females. Disability rates were based on the PubS-2010 amount-weighted mortality table with a 152% adjustment for males and 109.3% adjustment for females. Mortality improvement is based on Scale MP-2021. The actuarial assumptions used in the July 1, 2022 and July 1, 2021 valuation were based on the results of an actuarial experience study for the period July 1, 2018 to June 30, 2021.

Long-Term Expected Rate of Return - In accordance with State statute, the long-term expected rate of return on plan investments (7.00% at June 30, 2023 and June 30, 2022) is determined by the State Treasurer, after consultation with the Directors of the Division of Investments and Division of Pensions and Benefits, the board of trustees and the actuaries. The long-term expected rate of return was determined using a building block method in which best-estimate ranges of expected future real rates of return (expected returns, net of pension plan investment expense and inflation) are developed for each major asset class. These ranges are combined to produce the long-term expected rate of return by weighting the expected future real rates of return by the target asset allocation percentage and by adding expected inflation. Best estimates of arithmetic rates of return for each major asset class included in PFRS target asset allocations as of June 30, 2023 and 2022 are summarized in the following table:

Asset Class	June 30, 2023		June 30, 2022	
	Target Allocation	Long-Term Expected Rate of Return	Target Allocation	Long-Term Expected Rate of Return
U.S. Equity	28.00%	8.98%	27.00%	8.12%
Non-U.S. Developed Markets Equity	12.75%	9.22%	13.50%	8.38%
Emerging Markets Equity	5.50%	11.13%	5.50%	10.33%
Private Equity	13.00%	12.50%	13.00%	11.80%
Real Estate	8.00%	8.58%	8.00%	11.19%
Real Assets	3.00%	8.40%	3.00%	7.60%
High Yield	4.50%	6.97%	4.00%	4.95%
Private Credit	8.00%	9.20%	8.00%	8.10%
Investment Grade Credit	7.00%	5.19%	7.00%	3.38%
Cash Equivalents	2.00%	3.31%	4.00%	1.75%
U.S. Treasuries	4.00%	3.31%	4.00%	1.75%
Risk Mitigation Strategies	3.00%	6.21%	3.00%	4.91%
International Small Cap Equity	1.25%	9.22%	*	*

Deferred Outflows and Inflows of Resources - The following presents a summary of changes in the collective deferred outflows of resources and deferred inflows of resources (excluding employer specific amounts) for the years ended June 30, 2023 and 2022:

	June 30, 2023			June 30, 2022		
	Deferred Outflows of Resources	Deferred Inflows of Resources	Net Deferred Outflow / (Inflow)	Deferred Outflows of Resources	Deferred Inflows of Resources	Net Deferred Outflow / (Inflow)
Changes of Assumptions	\$ 373,652	\$ (11,689,666)	\$ (11,316,014)	\$ 513,362	\$ (23,579,552)	\$ (23,066,190)
Difference Between Expected and Actual Experience	7,412,600	(8,256,230)	(843,630)	8,478,483	(11,475,733)	(2,997,250)
Net Difference Between Projected and Actual Earnings on Pension Plan Investments	8,816,612	-	8,816,612	17,152,763	-	17,152,763
Changes in Proportion	16,782,859	(13,883,446)	2,899,413	21,085,233	(7,125,436)	13,959,797
	<u>\$ 33,385,723</u>	<u>\$ (33,829,342)</u>	<u>\$ (443,619)</u>	<u>\$ 47,229,841</u>	<u>\$ (42,180,721)</u>	<u>\$ 5,049,120</u>

NOTE 6. RETIREMENT SYSTEMS AND DEFERRED COMPENSATION (continued)

STATE-MANAGED PENSION PLANS – GENERAL

The State established and administers a Supplemental Annuity Collective Trust Fund (SACT) which is available to active members of State-administered retirement systems to purchase annuities to supplement the guaranteed benefits provided by their retirement system. The State or local government employers do not appropriate funds to SACT.

The State also administers the Pension Adjustment Fund (PAF) which provides cost of living increases, equal to 60 percent of the change in the average consumer price index, to eligible retirees in all State-sponsored pension systems except SACT. The cost of living increases for PFRS and PERS are funded directly by each of the respective systems and are considered in the annual actuarial calculation of the required State contribution for that system.

PERS and PFRS Fiduciary Net Position - According to state statutes, all obligations of PERS and PFRS will be assumed by the State of New Jersey should the PERS and PFRS be terminated. The State of New Jersey issues publicly available financial reports that include the financial statements, required supplementary information and detailed information about the fiduciary net position of the PERS and PFRS. These financial statements were prepared in accordance with accounting principles generally accepted in the United States. This report may be obtained by writing to the State of New Jersey, Department of the Treasury, Division of Pensions and Benefits, P.O. Box 295, Trenton, New Jersey 08625-0295 or accessed at www.state.nj.us/treasury/pensions.

DEFINED CONTRIBUTION RETIREMENT PROGRAM

The Defined Contribution Retirement Program (the “DCRP”), was established under the provisions of Chapter 92, P.L. 2007 and Chapter 103, P.L. 2007 and expanded under the provisions of Chapter 89, P.L. 2008 and Chapter 1, P.L. 2010. It provides eligible members with a tax-sheltered, defined contribution retirement benefit, along with life insurance and disability coverage.

Individuals eligible for membership in the DCRP include (a) state or local officials elected or appointed on or after July 1, 2007, (b) employees enrolled in PERS on or after July 1, 2007 or PFRS after May 21, 2010 who earn salary in excess of established maximum compensation limits and (c) employees otherwise eligible for PERS on or after November 2, 2008 or PFRS after May 21, 2010 that do not earn below the minimum PFRS or PERS salary but more than \$5,000 annually. Participation in DCRP can be irrevocably waived if an official earns less than \$5,000. Vesting occurs upon commencement of the third year of membership. Should the vesting period not be reached, contributions will be refunded to the appropriate contributing parties. Employer matching contributions and earnings are only available after the age of 55. Distributions render the member retired and ineligible for future participation in any State-administered plans. Otherwise, distributions are available at any time as lump sum, fixed term or life annuity. Members are covered by employer-paid life insurance in the amount of 1 ½ times the annual base salary on which DCRP contributions was based. Members are also eligible for employer-paid long-term disability coverage after one year of participation. Eligibility occurs after six consecutive months of total disability. Members would receive a regular monthly income benefit up to 60% of the base salary on which DCRP contributions were based during the 12 months preceding the onset of the disability, offset by any other periodic benefit the member may be receiving. Benefits will be paid until the age of 70 so long as the member remains disabled and has not begun receiving retirement annuity payments. DCRP activity for each of the previous three years was as follows:

Year Ended	Employee Contributions		County Contributions	
	Amount	Rate	Amount	Rate
Dec. 31, 2023	\$ 152,110.92	5.50%	\$ 82,969.59	3.0%
Dec. 31, 2022	\$ 104,509.66	5.50%	\$ 57,005.27	3.0%
Dec. 31, 2021	\$ 114,464.85	5.50%	\$ 62,435.37	3.0%

**COUNTY OF HUDSON
NOTES TO FINANCIAL STATEMENTS
DECEMBER 31, 2023 AND 2022**

NOTE 6. RETIREMENT SYSTEMS AND DEFERRED COMPENSATION (continued)

COUNTY OF HUDSON EMPLOYEES PENSION FUNDS

The County administers the County Employees' Pension Fund and the Court Attendants' Pension Fund, which are contributory pension plans which are closed to new memberships. The County also awards non-contributory pensions by resolution of the Board of County Commissioners for certain veterans and County employees who were not eligible to join other pension plans. The following is an analysis of pension contributions expended by the County for these plans expended in each of the last three years:

	2023	2022	2021
County Contributory Plans:			
County Employees' Pension Fund	\$ 900,000.00	\$ 1,000,000.00	\$ 1,525,000.00
Court Attendants' Pension Fund	172,908.28	231,772.58	267,669.12
County Non-Contributory Plans:			
Non-Contributory County Pension Fund	2,131,422.79	2,036,192.40	2,255,060.02
Veterans' Pension Fund	-	-	-

DEFERRED COMPENSATION PLAN

The County has established a deferred compensation program for its employees under Section 457 of the Internal Revenue Code. The Plans are a tax-deferred supplemental retirement program that allows County employees to contribute a portion of their salaries, before federal taxes, to a retirement account. Contributions, or deferrals, are made through payroll deductions. Individuals are 100% vested. Distributions are not available to employees until termination, retirement, death, or unforeseeable emergency. All amounts of compensation deferred under the plan, all property and rights purchased with those amounts, and all income attributable to those amounts, property or rights are solely property and rights of the individual contributors and are not subject to the claims of the County's general creditors.

NOTE 7. POST-EMPLOYMENT BENEFITS

Regulatory Basis Disclosure –The New Jersey Division of Local Government Services allows counties to include in their annual audits the most recent available audited GASB 75 financial information published by the New Jersey Division of Pension and Benefits. As of the date of this report information for the period ended June 30, 2023 was not available, therefore the information dated June 30, 2022 is disclosed.

Plan Description – The County contributes to the State Health Benefits Program (SHBP), a cost-sharing, multiple-employer defined post-employment healthcare plan administered by the State of New Jersey Division of Pensions and Benefits. SHBP was established in 1961 under N.J.S.A. 52:14-17.25 et seq., to provide health benefits to State employees, retirees, and their dependents. Rules governing the operation and administration of the Program are found in Title 17, Chapter 9 of the New Jersey Administrative Code. SHBP provides medical, prescription drugs, mental health/ substance abuse and Medicare part B reimbursements to retirees and their covered dependents. The County further adopted provisions of Chapter 48 (NJSA 52:14-17.38) for certain of its retirees who have achieved 25 years of service but were hired after August 13, 2015. The SHBP was extended to employees, retirees and dependents of participating local public employers in 1964. Local employers must adopt a resolution to participate in the SHBP. The County will pay the cost of Health Benefits Insurance for retirees and their dependents, if the retiree:

1. Receives retirement benefits from a state or locally administered retirement system; and
2. Has 25 or more years of service credited in that retirement system and was hired on or before August 13, 2015; or
3. Has 25 or more years of service credited in that retirement system and at least ten years of actual service with the County at the time of retirement and was hired after August 13, 2015; or
4. Retired on an approved Disability Retirement (regardless of years of service).

NOTE 7. POST-EMPLOYMENT BENEFITS (continued)

Employees who do not qualify for County-paid Health Benefits insurance at retirement may be eligible to continue Health Benefits insurance at their own expense upon retirement. Employees who elect Deferred Retirement are not eligible for these benefits.

The State Health Benefits Commission is the executive body established by statute to be responsible for the operation of the SHBP. The State of New Jersey Division of Pensions and Benefits issues a publicly available financial report that includes financial statements and required supplementary information for the SHBP. That report may be obtained by writing to: State of New Jersey Division of Pensions and Benefits, P.O. Box 295, Trenton, NJ 08625-0295 or by visiting their website at: www.state.nj.us/treasury/pensions.

Funding Policy - Participating employers are contractually required to contribute based on the amount of premiums attributable to their retirees. Post-retirement medical benefits under the plan have been funded on a pay-as-you-go basis since 1994. Prior to 1994, medical benefits were funded on an accrual basis. Contributions to pay for health premiums of participating County retirees in the SHBP are billed to the County on a monthly basis. Payments are made through an annual appropriation in the line item "Insurance – Group Plans for Employees". The County contributions to SHBP for the years ended December 31, 2023, 2022 and 2021 were \$15,431,443.30, \$13,463,621.71, and \$10,810,192.11, respectively, which equaled the required contributions for each year.

Significant Legislation - Chapter 78, P.L. 2011, effective June 28, 2011, established new employee contribution requirements towards the cost of employer-provided health benefit coverage. Employees are required to contribute a certain percentage of the cost of coverage. The rate of contribution is determined based on the employee's annual salary and the selected level of coverage. The increased employee contributions will be phased in over a 4-year period for those employed prior to Chapter 78's effective date with a minimum contribution required to be at least 1.5% of salary. For those employed on or after June 28, 2011, the 4-year phase-in does not apply and contributions based on the full percentage rate of contribution are required. Under Chapter 78, certain future retirees eligible for employee-paid health care coverage at retirement will also be required to pay a percentage of the cost of their medical coverage determined on the basis of their annual retirement benefit.

Chapter 2, P.L. 2010, effective May 21, 2010, requires a minimum contribution of 1.5% of base salary toward the cost of health benefits coverage by all active public employees. Employees who become a member on or after the law's effective date would be required to pay in retirement 1.5% of their pension benefit toward the cost of health care coverage under the SHBP.

GASB Statement 75, *Accounting and financial Reporting for Postemployment Benefit Plans Other Than Pensions*, ("GASB 75"), is effective for fiscal years beginning after June 15, 2017, and replaces the requirements of GASB Statement 45, *Accounting and Financial Reporting by Employers for Postemployment Benefit Plans Other Than Pensions*. Under GASB 75, the County would recognize the cost of other postemployment benefits (OPEB) in the year when the employee services are received and report the accumulated liability for OPEB on the face of its financial statements. Under the regulatory basis of accounting prescribed by the Division, the County is not required to recognize the cost of OPEB in the year when the employee services were received, or report the accumulated liability on the face of its financial statements. However, disclosure of such amounts is required.

Retiree Contributions - Future retirees who do not fall under the grandfathering provisions of Chapter 78 of the 2011 Pension and Health Benefit Reforms will be required to contribute to the costs of their retiree health care. Participant contributions are based on salary level and pension benefit amounts and are phased in as a percentage based on salary or pension earnings. Grandfathered participants include those with greater than 20 years of service as of June 28, 2011 who retire with 25 years of service with the County, or who reached age 62 as of that date with 15 years of service will receive benefits at no cost to the participant.

COUNTY OF HUDSON
NOTES TO FINANCIAL STATEMENTS
DECEMBER 31, 2023 AND 2022

NOTE 7. POST-EMPLOYMENT BENEFITS (continued)

Net OPEB Obligation – The components of the net OPEB liability of the County at June 30, 2022 and 2021 were as follows:

	2022	2021
County's Share of:		
Total OPEB Liability	\$ 595,595,262	\$ 673,957,929
OPEB Plan fiduciary net position	(2,179,592)	1,877,057
Net OPEB liability	<u>\$ 597,774,854</u>	<u>\$ 672,080,872</u>
Plan fiduciary net position as a percentage of total OPEB liability	-0.36%	0.28%

Actuarial Assumptions - The total OPEB liability for the June 30, 2022 and June 30, 2021 measurement dates were determined by actuarial valuations as of July 1, 2021 and 2020, respectively, which were rolled forward to June 30, 2022 and 2021, respectively. The actuarial assumptions vary for each plan member depending on the pension plan the member is enrolled in.

	2022	2021
Inflation Rate	not noted	2.50%
Salary Increases:	<i>based on years of service</i>	<i>based on years of service</i>
PERS All Future Years	2.75% to 6.55%	2.00% to 6.00%
PFRS All Future Years	3.25% to 16.25%	3.25% to 15.25%

Actuarial assumptions used in the July 1, 2021 valuation were based on the results of the PFRS and PERS experience studies prepared for July 1, 2018 to June 30, 2021. Actuarial assumptions used in the July 1, 2020 valuation were based on the results of the PFRS and PERS experience studies prepared for July 1, 2013 to June 30, 2018 and July 1, 2014 to June 30, 2018, respectively.

PERS mortality rates were based on the Pub-2010 General classification Headcount-Weighted mortality table with fully generational mortality improvement projections from the central year using the MP-2021 scale for June 30, 2022 and 2021. PFRS mortality rates were based on the Pub-2010 Safety classification Headcount-Weighted mortality table with fully generational mortality improvement projections from the central year using the MP-2021 scale for June 30, 2022 and 2021.

100% of active members are considered to participate in the Plan upon retirement.

Discount Rate - The discount rate for June 30, 2022 and June 30, 2021 was 3.54% and 2.16%, respectively. This represents the municipal bond return rate as chosen by the State. The source is the Bond Buyer Go 20-Bond Municipal Bond Index, which includes tax-exempt general obligation municipal bonds with an average rating of AA/Aa or higher. As the long-term rate of return is less than the municipal bond rate, it is not considered in the calculation of the discount rate, rather the discount rate is set at the municipal bond rate.

Sensitivity of the Net OPEB Liability to Changes in the Discount Rate - The following presents the County's share of the SHBP net OPEB liability as of June 30, 2022 and 2021, calculated using the discount rate as disclosed above as well as what the net OPEB liability would be if it was calculated using a discount rate that is 1-percentage point lower or 1-percentage-point higher than the current rate:

At:	2022		2021	
	Rate	Amount	Rate	Amount
1% Decrease	2.54%	\$ 692,941,394	1.16%	\$ 790,910,271
Current Discount Rate	3.54%	597,774,854	2.16%	672,080,872
1% Increase	4.54%	521,204,469	3.16%	577,906,018

COUNTY OF HUDSON
NOTES TO FINANCIAL STATEMENTS
DECEMBER 31, 2023 AND 2022

NOTE 7. POST-EMPLOYMENT BENEFITS (continued)

Sensitivity of the Net OPEB Liability to Changes in the Healthcare Cost Trend Rate - The following presents the County's net OPEB liability as of June 30, 2022 and 2021, calculated using the healthcare trend rate as disclosed above as well as what the net OPEB liability would be if it was calculated using a healthcare trend rate that is 1-percentage point lower or 1-percentage point higher than the current rate:

	2022	2021
At:		
1% Decrease	\$ 507,110,405	\$ 560,741,797
Current Healthcare Cost Trend Rate	597,774,854	672,080,872
1% Increase	713,890,483	817,364,579

Deferred Outflows and Deferred Inflows of Resources - The OPEB expense and deferred outflows and deferred inflows of resources at June 30, 2022 and 2021 were as follows:

	June 30, 2022			June 30, 2021		
	Deferred Outflows of Resources	Deferred Inflows of Resources	Net Deferred Outflow / (Inflow)	Deferred Outflows of Resources	Deferred Inflows of Resources	Net Deferred Outflow / (Inflow)
Changes of Assumptions	\$ 79,775,532	\$ (204,009,033)	\$ (124,233,501)	\$ 96,680,843	\$ (118,798,187)	\$ (22,117,344)
Difference Between Expected and Actual Experience	30,869,732	(110,802,049)	(79,932,317)	15,080,692	(140,609,243)	(125,528,551)
Net Difference Between Projected and Actual Earnings on OPEB Plan Investments	157,368	-	157,368	321,349	-	321,349
Changes in Proportion	50,987,975	(59,989,479)	(9,001,504)	62,708,170	(70,352,329)	(7,644,159)
	<u>\$ 161,790,607</u>	<u>\$ (374,800,561)</u>	<u>\$ (213,009,954)</u>	<u>\$ 174,791,054</u>	<u>\$ (329,759,759)</u>	<u>\$ (154,968,705)</u>

The amounts reported as a deferred outflows of resources and deferred inflows of resources related to OPEB will be recognized in OPEB expense as follows:

Year Ended June 30,		Year Ended June 30,	
2023	\$ (56,556,824)	2022	\$ (42,211,621)
2024	(56,606,752)	2023	(42,267,149)
2025	(44,701,513)	2024	(42,317,888)
2026	(19,963,957)	2025	(30,219,330)
2027	(4,475,853)	2026	(5,080,084)
2028-2029	(30,705,055)	Thereafter	7,127,367
	<u>\$ (213,009,954)</u>		<u>\$ (154,968,705)</u>

OPEB Expense - The components of allocable OPEB expense, which exclude OPEB expense related to specific liabilities of individual employers, for the years ending June 30, 2022 and June 30, 2021 are as follows:

	2022	2021
Proportionate Share of Allocable Allocable Plan OPEB (Benefit) Expense	\$ 5,587,603	\$ 7,356,222
Net Amortizations of Deferred Amounts from Changes in Proportion	(6,292,558)	(5,389,308)
OPEB (benefit) expense	<u>\$ (704,955)</u>	<u>\$ 1,966,914</u>

**COUNTY OF HUDSON
NOTES TO FINANCIAL STATEMENTS
DECEMBER 31, 2023 AND 2022**

NOTE 8. COMPENSATED ABSENCES

County policy permits employees to carry over one year’s accrued unused vacation days and to carry over all unused sick days. The maximum payment for unused sick days is \$10,000. This payment is made only to employees eligible for retirement and is based upon one-half of their accumulated sick leave. Should an employee die after having met the age and service requirements for a regular pension, the compensation for unused sick leave will be paid to the employee’s estate. As of December 31, 2023 and 2022, the total accumulated absence liability was \$34,670,454.23 and \$34,627,423.22, respectively. Under accounting principles prescribed for counties by the Division, such amount is not reported either as an expenditure or liability. The County pays for these costs on a pay-as-you-go basis and charges such costs to the Salaries and Wages line of the respective departments from which the costs derived. As of December 31, 2023 and 2022, the County has reserved a total of \$13,668,852.47 and \$14,487,879.28, respectively, for the future payment of compensated absences in the Current Fund and Trust Fund combined.

NOTE 9. RISK MANAGEMENT

Disaster Recovery - The County has prepared an internal disaster recovery plan in an effort to protect its financial processes and data in the event an unforeseen disaster should occur. Three external servers, each at a different location, are being maintained and updated daily. A fourth server and location are currently under construction. Daily activity is updated to the external servers daily. In addition, a software program has been integrated which synchronizes data on a daily basis for storage on the external servers, and a second program which can restore said data from the external servers should the need arise. In addition, ADP provides external storage for payroll data and provides disks to the County of such information.

Insurance Coverage - The County established a self-insurance program in accordance with New Jersey Statute Chapter 40:10-6. The Chapter enables the governing body of any local unit to create a fund to provide insurance coverage for its exposure to a wide variety of property casualty risks, including property damage caused to any of the unit's property, motor vehicles, equipment or apparatus; liability resulting from the use or operation of such motor vehicles, equipment or apparatus; liability for the unit's negligence, including that of its officers, employees and servants and workers' compensation obligations. The County self-insures against such claims, including tort lawsuits, civil lawsuits, civil rights and worker's compensation. The County maintains a self-insurance fund, which at December 31, 2023 and 2022 held \$9,051,260.96 and \$13,230,203.37, respectively. The County contributed \$10,000,000 and \$4,000,000, respectively, to the fund during the years ended December 31, 2023 and 2022.

NOTE 10. FIXED ASSETS

The County had the following investment balance and activity in general fixed assets for and as of the years ended December 31, 2023.

	Balance:			Balance:
	Dec. 31, 2022	Additions	Disposals	Dec. 31, 2023
Land	\$ 102,208,063.97	\$ 6,161,689.24	\$ -	\$ 108,369,753.21
Buildings	335,495,457.85	-	1,002,982.90	334,492,474.95
Equipment, Vehicles and Furniture	155,067,728.32	-	229,263.08	154,838,465.24
Total	\$ 592,771,250.14	\$ 6,161,689.24	\$ 1,232,245.98	\$ 597,700,693.40

**COUNTY OF HUDSON
NOTES TO FINANCIAL STATEMENTS
DECEMBER 31, 2023 AND 2022**

NOTE 10. FIXED ASSETS (continued)

The County had the following investment balance and activity in general fixed assets for and as of the years ended December 31, 2022.

	Balance:			Balance:
	Dec. 31, 2021	Additions	Disposals	Dec. 31, 2022
Land	\$ 102,208,063.97	\$ -	\$ -	\$ 102,208,063.97
Buildings	331,746,617.49	3,748,840.36	-	335,495,457.85
Equipment, Vehicles and Furniture	142,570,571.82	14,226,071.50	1,728,915.00	155,067,728.32
Total	\$ 576,525,253.28	\$ 17,974,911.86	\$ 1,728,915.00	\$ 592,771,250.14

In accordance with accounting practices prescribed by the Division, and as further detailed in Note 1, no depreciation has been provided for and fixed assets acquired through grants in aid or contributed capital have not been accounted for separately.

NOTE 11. INTERFUND TRANSACTIONS

The County has various transactions by and between its individual funds. Certain accounts of the Trust and Capital Funds earn interest which is required to be recorded as revenue in the Current Fund budget. Other transactions include budget appropriations in the Current Fund which are required to be turned over to the Federal and State Grant, Trust and Capital Funds. All these transfers are routine and are consistent with the activities of the funds making the transfers.

Transfers by and between the County's funds during the years ended December 31, 2023 and 2022 consisted of the following:

	2023		2022	
	Transfers In	Transfers Out	Transfers In	Transfers Out
General Capital	\$ 19,480,091.87	\$ 12,483,935.07	\$ 13,806,862.02	\$ 13,776,915.40
Other Trust	23,104,337.02	23,025,210.14	11,051,580.71	10,931,716.53
Grants Fund	108,565,535.47	121,230,711.17	111,827,817.82	111,832,317.82
Current Fund	131,221,911.73	125,632,019.71	126,125,659.49	126,270,970.29
Affordable Housing Utility Operating	-	162.99	-	162.86
Affordable Housing Utility Capital	162.99	-	162.86	-
	<u>\$ 282,372,039.08</u>	<u>\$ 282,372,039.08</u>	<u>\$ 262,812,082.90</u>	<u>\$ 262,812,082.90</u>

Current Fund and Utility Operating interfunds receivable are fully reserved and recognized as credits to operations in the year the interfunds are received in cash. Interfunds receivable in the Trust, General Capital and Utility Capital Funds are not reserved. As of December 31, 2023 and 2022, the following interfund balances remained on the County's records for the reasons as stated.

2023	2022	Due From	Due To	Purpose
\$ 340.13	\$ 177.14	Utility Capital	Utility Operating	Interest on Deposits
-	75,849.96	General Capital	Current Fund	Interest on Deposits
1,009,126.73	929,999.85	Trust Fund	Current Fund	Advances
7,072,006.76	-	General Capital	Grant Fund	Advances
5,597,669	-	Current Fund	Grant Fund	Grants Collected in Current

NOTE 12. COMMITMENTS AND CONTINGENCIES

The County has various lease commitments and installment purchase agreements which are not subject to statutory debt limitations. Under GASB Statement No. 87, lease commitments, including those with bargain purchase options, are required to be recorded as lease liabilities at the present value of future lease payments, offset with a tangible asset or right-of-use asset as applicable. Commitments for the purchase and ownership of capital assets are recorded as financed purchases reflected in the amount of the liability and corresponding asset. In accordance with accounting practices prescribed by the Division, leases for operating expenditures are not shown as liabilities and accordingly no corresponding asset is recorded. Leases for non-operating expenditures for the acquisition of assets with useful lives exceeding five years may be recorded at historical cost as capital leases or installment purchase agreements payable with offsetting deferred charges if there is either a transfer of ownership of property or an option for ownership. The future minimum payments for leases and installment purchases are identified on the pages that follow.

CAPITAL LEASE PROGRAM OBLIGATIONS

Hudson County Lease – 1992 Facility Lease Revenue Bonds - On December 1, 1992, the HCIA issued Facility Lease Revenue Bonds (the 1992 Bonds) in the aggregate principal amount of \$112,700,000. The 1992 Bonds were issued to provide funds for (a) the costs of acquisition, construction, installation and equipping of: (i) a 590-bed long-term care facility to be located in the County; (ii) a 66-bed youth house facility; (iii) a police and fire training academy; and (iv) other public facilities to be provided to and used by the County, including County administrative offices (the facilities described in items (i) through (iv) are collectively referred to as the 1992 Facilities) for lease to the County; (b) funding capitalized interest on the 1992 Bonds; and (c) the payment of costs of issuing the 1992 Bonds.

In connection with the issuance of the 1992 Bonds by the HCIA, the HCIA and the County entered into a lease agreement providing for, among other things, the lease of the real property and the construction thereon of the 1992 Facilities by the HCIA, and upon acquisition, construction, installation or equipping of the 1992 Facilities, the payment of rental payments to the HCIA by the County for the County's lease of the 1992 Facilities. The construction and equipping of the new 590-bed long term care facility (hereafter referred to as the New Hospital Facility) was planned to combine the operations at both the Meadowview Nursing Center and the B.S. Pollak Hospital (together, the Hospitals). The Hospitals were acquired and improved by the Authority with the proceeds of the 1992 Bonds and leased back to the County.

In 1996 the construction of the New Hospital Facility was discontinued and the County and the HCIA determined to transfer the operation, and ultimately the ownership, of the Hospitals to Progressive Health Care of Hudson County Inc. (Progressive), a private company, pursuant to a lease and purchase agreement (the Transfer Agreement). The conveyance of the Hospitals to Progressive resulted in private use of the Hospitals. In a Letter Ruling dated November 19, 1996 (the Letter Ruling), the IRS determined that in order to effectuate the transfer of the Hospitals to Progressive without adverse tax consequences, the HCIA would be required to make a tender offer to holders of \$26,735,000 of the 1992 Bonds, and defease any of the 1992 Bonds for which the tender offer was made but which were not acquired in the tender offer with moneys other than tax-exempt bond proceeds, at a rate restricted to the yield on the 1992 Bonds.

On February 14, 1997, the HCIA received and accepted for purchase \$21,360,000 of the 1992 Bonds. The HCIA defeased the \$5,375,000 balance of its 1992 Bonds in accordance with the IRS Letter ruling, for a total issue of \$26,735,000. The HCIA used a portion of the 1997 Bonds to (i) pay the tender price to the holders of the Tendered Bonds and (ii) defease the bonds.

**COUNTY OF HUDSON
NOTES TO FINANCIAL STATEMENTS
DECEMBER 31, 2023 AND 2022**

NOTE 12. COMMITMENTS AND CONTINGENCIES (continued)

On August 1, 1998, the HCIA issued \$91,575,000 of Facility Lease Revenue Refunding Bonds. The series 1998 Bonds were issued to advance refund all of the HCIA’s outstanding \$85,635,000 1992 bonds and pay the costs of issuance of the series 1998 Bonds. The series 1998 bonds are direct and special obligations of the authority payable from and secured by the revenues of the HCIA which are derived from lease of facilities to the County (from County Rental Payments); investment income from related funds; and other related monies, securities and funds.

On March 12, 2004, the HCIA entered into a forward bond purchase contract for the benefit of the County to purchase up to \$71,520,000 of the outstanding 1998 bonds between October 1, 2008 and October 1, 2010 through the issuance of bonds (the “Future Bonds”) during that period, provided that the debt service on the 1998 Bonds purchased. The HCIA exercised its right to issue the Future Bonds.

On November 30, 2010, the HCIA, at the consent of the County, as lessee, issued the \$65,900,000 Facility Lease Revenue Refunding Bonds, Series 2010 to call all of the outstanding \$91,575,000 1998 Bonds. The 2010 Bonds are guaranteed by the County and mature annually through 2025. The remaining debt service on the 1997 Bonds facility lease, with interest rates ranging from 7.3% to 7.7% and the 2010 Bonds facility lease, with interest rates ranging from 5.25% to 5.40%, is as follows:

Year	Total Lease Payment	Series 1997		Series 2010	
		Principal	Interest	Principal	Interest
2024	\$ 2,520,220.00	\$ 2,185,000.00	\$ 335,220.00	\$ 5,795,000.00	\$ 641,421.26
2025	2,518,530.00	2,345,000.00	173,530.00	6,110,000.00	329,940.00
	<u>\$ 5,038,750.00</u>	<u>\$ 4,530,000.00</u>	<u>\$ 508,750.00</u>	<u>\$ 11,905,000.00</u>	<u>\$ 971,361.26</u>

Hudson County Improvement Authority 2005 Secured Lease Revenue Bonds - On April 1, 2005, the HCIA issued County Secured Lease Revenue Bonds in the amount of \$29,505,000. The proceeds of the bonds will be used to (a) finance the acquisition, renovation and improvements to the Block Drug Building and the Block Drug Building Site (b) finance the acquisition, renovation and improvement to the Additional County Site (c) pay 12 months capitalized interest on the 2005 bonds, (d) pay costs of issuance associated with the issuance of the Series 2005 bonds, and (e) establish a bond reserve fund.

The Series 2005 Bonds are special obligations of the HCIA payable from and secured by, (i) Revenues of the HCIA which are derived from: (a) the lease of the Facilities to the County pursuant to the provisions of a lease agreement by and between the HCIA and the County dated as of April 1, 2005(the “Lease Agreement”), under which the County is obligated to make Rental Payments sufficient, among other things, to pay debt service on the Series 2005 Bonds, (b) investment income derived from funds held under the Resolution,(ii) an assignment of the lease Agreement to the Trustee for the Series 2005 Bonds by the HCIA, and (iii) by all monies, securities and funds held or set aside, or to be held or set aside pursuant to the Resolution (except monies in the Rebate Fund which are required to be rebated to the United States Government pursuant to the provisions of the Code in order to ensure that interest on the Series 2005 Bonds is not includable in gross income for federal income tax purposes).

On January 15, 2013, the HCIA issued \$25,460,000 Lease Revenue Refunding Bonds, Series 203 (Hudson County Plaza Refunding Project) to provide funds to advance refund \$24,010,000 of the outstanding 2005 Bonds, and to pay associated costs of issuance. Under the terms of the amended financing, the HCIA leased back its interest in this project to the County, and the County is obligated to make rental payments to the HCIA in amounts sufficient to pay the debt service on the Series 2013 Refunding Bonds when due, as well as other expenses of the HCIA and Trustee.

The 2013 Bonds consist of (i) serial bonds in the amount of \$14,195,000 bearing interest rates ranging from 2.00% to 5.00% a year maturing from 2014 to 2028 in varying amounts ranging from \$75,000 to \$1,380,000, (ii) \$5,935,000 term bond bearing interest at 3.22% a year, subject to mandatory sinking fund redemption from 2029 to 2032 (final maturity) in varying amounts from \$1,420,000 to \$1,550,000, (iii) \$4,935,000 term bond bearing interest at 3.5% a year, subject to mandatory sinking fund redemption from 2033 to 2035 (final maturity) in varying amounts from \$1,595,000 to \$1,695,000

NOTE 12. COMMITMENTS AND CONTINGENCIES (continued)

The following is an analysis of the lease payments to be made by the County through maturity:

Year	Total Lease Payment	Series 2013	
		Principal	Interest
2024	\$ 1,744,887.50	\$ 1,170,000.00	\$ 574,887.50
2025	1,740,012.50	1,225,000.00	515,012.50
2026	1,742,137.50	1,290,000.00	452,137.50
2027	1,734,862.50	1,335,000.00	399,862.50
2028	1,739,137.50	1,380,000.00	359,137.50
2029-2033	8,668,643.75	7,530,000.00	1,138,643.75
2034-2035	3,449,362.50	3,340,000.00	109,362.50
	<u>\$ 20,819,043.75</u>	<u>\$ 17,270,000.00</u>	<u>\$ 3,549,043.75</u>

Hudson County Improvement Authority Secured Lease Revenue Bonds Series 2007 - On July 11, 2007, the HCIA issued County Secured Lease Revenue Bonds in the amount of \$27,490,000 at interest rates of 4.0%-5.0%. The proceeds of the bonds will be used to (a) finance the renovation of the facilities to house the relocation of a number of social services agencies that are currently leasing space from private owners, (b) pay 12 months capitalized interest on the 2007 bonds, (c) pay costs of issuance associated with the issuance of the Series 2007 bonds, and (d) establish a bond reserve fund. These Lease Revenue Bonds were subsequently partially refunded as noted in the following two paragraphs.

HCIA Secured Lease Revenue Refunding Bonds, Series 2015 (Hudson County Plaza Completion Project Refunding Project) - On June 11, 2015 the HCIA issued \$17,335,000 Lease Revenue Refunding Bonds, Series 2015 to provide funds to advance refund a portion of the HCIA's outstanding County Secured Lease Revenue Bonds Series 2007 (County Services Building Completion Project). The Refunding Plan calls for the Advance refunding of the Refunded Bonds, together with the interest payable thereon April 1, 2017. The Refunding Bonds are subject to optional and mandatory sinking fund redemption prior to their stated maturities and to pay certain costs of issuance of the Series 2015 Refunding Bonds. Under the terms of the amended financing, the HCIA leased back its interest in the Project to the County, and the County is obligated to make rental payments to the HCIA in amounts sufficient to pay the debt service on the Series 2015 Refunding Bonds when due and other expenses of the HCIA and the Trustee. See also the next paragraph.

County Secured Lease Revenue Refunding Bonds, Series 2016 (Hudson County Plaza Completion Project Refunding Project) - On September 15, 2016 the HCIA issued its \$4,925,000 Lease Revenue Refunding Bonds, Series 2016 (Hudson County Plaza Completion Refunding Project) (the "Series 2016 Refunding Bonds) to provide funds to advance refund a portion of the HCIA's outstanding County Secured Lease Revenue Bonds Series 2007 (County Services Building Completion Project), the Refunding Plan calls for the Advance refunding of the Refunded Bonds, together with the interest payable thereon April 1, 2017. The Refunding Bonds are subject to optional and mandatory sinking fund redemption prior to their stated maturities and pay certain costs of issuance of the Series 2016 Refunding Bonds. Under the terms of the amended financing, the Authority leased back its interest in the Project to the County, and the County is obligated to make rental payments to the Authority in amounts sufficient to pay the debt service on the Series 2016 Refunding Bonds when due and other expenses of the Authority and the Trustee.

The 2016 Bonds consist of serial bonds in the amount of \$1,580,000 bearing interest rate of 5.00% a year maturing in 2033 and \$3,345,000 term bond bearing interest at 3.00% a year, subject to mandatory sinking fund redemption from 2034 to 2035 (final maturity) in varying amounts from \$1,645,000 to \$1,700,000.

**COUNTY OF HUDSON
NOTES TO FINANCIAL STATEMENTS
DECEMBER 31, 2023 AND 2022**

NOTE 12. COMMITMENTS AND CONTINGENCIES (continued)

The table that follows is an analysis of the lease payments to be made by the County through maturity.

Year	Total Lease Payment	Series 2016		Series 2015	
		Principal	Interest	Principal	Interest
2024	\$ 1,688,562.50	\$ -	\$ 179,350.00	\$ 1,085,000.00	\$ 424,212.50
2025	1,692,812.50	-	179,350.00	1,145,000.00	368,462.50
2026	1,701,187.50	-	179,350.00	1,200,000.00	321,837.50
2027	1,693,487.50	-	179,350.00	1,235,000.00	279,137.50
2028	1,697,987.50	-	179,350.00	1,290,000.00	228,637.50
2029-2033	8,496,281.25	1,580,000.00	857,250.00	5,635,000.00	424,031.25
2034-2035	3,446,175.00	3,345,000.00	101,175.00	-	-
	<u>\$ 20,416,493.75</u>	<u>\$ 4,925,000.00</u>	<u>\$ 1,855,175.00</u>	<u>\$ 11,590,000.00</u>	<u>\$ 2,046,318.75</u>

HCIA Secured Lease Revenue Bonds Series 2016 (Hudson County Vocational –Technical Schools Project) - On April 27, 2016, the HCIA issued \$160,000,000 in County Secured Lease Revenue Bonds Series 2016 (Hudson County Vocational – Technical Schools Project) to finance the design, construction, furnishing and equipping of a new Hudson County Vocational-Technical School, to pay Capitalized Interest on the Bonds from their dated date April 27, 2016 to and including May 1, 2018 and pay certain costs of issuance the Bonds. Under the terms of the financing , the HCIA leased back its interest in the Project to the County , and the County is obligated to make rental payments to the authority in amounts sufficient to pay the debt service on the 2016 bonds when due and other expenses of the Authority and the Trustee.

The Series 2016 Bonds consist of serial bonds in the amount of \$55,705,000, bearing interest rates ranging from 4.50% to 5.00% maturing in annual amounts ranging from \$1,980,000 in 2019 to \$4,540,000 in 2036, \$26,445,000 term bonds bearing interest at 5.00% a year, subject to annual mandatory sinking fund redemption 2037 to 2041 (final maturity) in varying amounts ranging from \$4,775,000 to \$5,830,000, \$33,960,000, term bonds bearing interest at 5.00% a year subject to annual mandatory sinking fund redemption from 2042 to 2046 (final maturity) in varying amounts ranging from \$6,130,000 to \$7,490,000 and \$43,890,000 term bonds bearing interest at 5.25% a year subject to mandatory sinking fund redemption from 2047 to 2051 (final maturity) in varying amounts from \$7,880,000 to \$9,725,000.

The debt service requirements on these bonds are as follows:

Year	Total Lease		
	Payment	Principal	Interest
2024	\$ 9,977,600.00	\$ 2,530,000.00	\$ 7,447,600.00
2025	9,977,850.00	2,660,000.00	7,317,850.00
2026	9,981,350.00	2,800,000.00	7,181,350.00
2027	9,979,987.50	2,935,000.00	7,044,987.50
2028	9,976,750.00	3,075,000.00	6,901,750.00
2029-2033	49,903,025.00	17,800,000.00	32,103,025.00
2034-2038	49,898,000.00	22,765,000.00	27,133,000.00
2039-2043	49,891,750.00	29,225,000.00	20,666,750.00
2044-2048	49,892,466.75	37,570,000.00	12,322,466.75
2049-2051	29,937,693.75	27,705,000.00	2,232,693.75
	<u>\$ 279,416,473.00</u>	<u>\$ 149,065,000.00</u>	<u>\$ 130,351,473.00</u>

Lincoln Park Golf Course Project – The County also entered into a lease agreement with the HCIA as part of an agreement regarding the financing of the Lincoln Park Golf Course Project. Refer to Note 4 “County-Guaranteed Debt” for further description of the matter.

NOTE 12. COMMITMENTS AND CONTINGENCIES (continued)

Casino-in-the-Park Project - The County also entered into two lease agreements with the HCIA as part of agreements regarding the financing of the Casino-in-the-Park Project. Refer to Note 4 “County-Guaranteed Debt” for further description of the matter.

Courthouse Project - The County also entered into a lease agreement with the HCIA as part of an agreement regarding the financing of the Hudson County Courthouse Project. Refer to Note 4 “County-Guaranteed Debt” for further description of the matter.

ARBITRAGE REBATE

The County is subject Section 148 of Internal Revenue Code, which was enacted to minimize the arbitrage benefits from investing gross proceeds of tax-exempt bonds in higher yielding investments and to remove the arbitrage incentives to issue more bonds, to issue bonds earlier, or to leave bonds outstanding longer than is otherwise reasonably necessary to accomplish the governmental purposes for which the bonds were issued. The County has obtained outside professional services to calculate and monitor the arbitrage requirements for certain bond issues. At December 31, 2023 and 2022 the County has reserved \$2,450,000 to meet potential arbitrage requirements.

SUBSIDY OF RECOVERY ZONE BONDS

During the year ended December 31, 2011, the County issued General Obligation Recovery Zone Economic Development Bonds in the amount of \$20,700,000. By designating the Bonds as “Recovery Zone Economic Development Bonds,” the County, through the HCIA, will receive cash subsidy payments from the United States Treasury equal to 45 percent of the interest payable on the Bonds on each interest payment date. Over the course of the bonds, through maturity in 2030, the County is due to receive \$7,701,988.81 in subsidies in support of interest payable.

GRANT PROGRAMS

The County participates in several federal and state financial assistance grant programs. Entitlement to the funds is generally conditional upon compliance with terms and conditions of the grant agreements and applicable regulations, including the expenditures of funds for eligible purposes. The state and federal grants received and expended in the years ended December 31, 2018 and 2017 were subject to Title 2 U.S. *Code of Federal Regulations* Part 200, *Uniform Administrative Requirements, Cost Principles, and Audit Requirements for Federal Awards* (Uniform Guidance) and N.J. OMB Circular 15-08, *Single Audit Policy for Recipients of Federal Grants, State Grants and State Aid*, which mandate that grant revenues and expenditures be audited in conjunction with the County’s annual audit. In addition, these programs are also subject to compliance and financial audits by the grantors or their representatives. These grantor agencies reserve the right to conduct additional audits of the County’s grant programs for economy, efficiency and program results. As a result of these audits, costs previously reimbursed could become disallowed and require repayment by the County to the grantor agency. As of December 31, 2023 and 2022, the County does not believe that any material liabilities will result from such audits, however, certain matters concerning the County’s Workforce Innovation and Opportunity Act (WIOA) grants identified by Federal monitoring are described in more detail below.

NOTE 12. COMMITMENTS AND CONTINGENCIES (continued)

LITIGATION

The County, its officers and employees, are Defendant in a number of lawsuits, including but not limited to, lawsuits arising out of alleged torts by the County and its employees, alleged breaches of contract and alleged violations of civil rights. The County is engaged in a number of activities, such as police protection and public works construction, which could result in future litigation with a possible significant monetary exposure to the County. It should be noted that the County is self-insured and maintains a “Settlement and Judgement Fund” and an excess insurance policy with a \$500,000/\$750,000 loss retention, based upon the year in which it was filed. Additionally, any claims arising out of the dissolution of the HCUA is covered by either a bond issue previously authorized by the Board of County Commissioners and by the terms of the service agreements with the several municipal authorities, which make said municipal authorities responsible for the payment of any claims. Litigation with potential substantial exposure exceeding \$750,000 as noted by County Counsel is highlighted as follows:

- **Aiken, Patricia, Ortiz, Murray & EDPD Law:** This is a lawsuit brought by an outside service entity as well as, three employees of the Correctional Center alleging all kinds of Civil Right violations with respect to their employment and their First Amendment Rights. The allegations are of discrimination and retaliation against the Union, members of the Union, and this Third-Party Entity for bringing to the attention of the Jail and authority’s problems at the Jail concerning management and abuse of power. Because of the number of Plaintiffs and the fact that the theories are fee shifting, the case has a potential value in excess of \$750,000.00. The matter is closed as concerns all Hudson County Defendants at this time. we awaiting if any Appeal will be filed
- **Bonilla, Estate of Carlos:** This case concerns the death of a person in custody at the Hudson County Correctional Center. It is alleged that the decedent received inappropriate, insufficient, and incorrect medical care, depriving him of his civil rights and resulting in his death. Given the nature of the allegations, and the fee shifting theories, this matter has a potential value in excess of \$750,000.00.
- **Borroto, Estate of Carlos:** This case concerns the death of a person in custody at the Hudson County Correctional Center. It is alleged that the decedent received inappropriate, insufficient, and incorrect medical care, depriving him of his civil rights and resulting in his death. Given the nature of the allegations, and the fee shifting theories, this matter has a potential value in excess of \$750,000.00.
- **Cresci, Peter:** This is a lawsuit alleging retaliation from Mr. Cresci acting as a lawyer and suing on behalf of employees of the County. It is asserted that the County and others retaliated against him for bringing such lawsuits or claims. Because of the nature of the allegations and the fee shifting theories under which the allegations were brought that the case has a potential value up to \$750,000.00.
- **Dykes, Jamie:** This is a lawsuit alleging a wrongful death of a former inmate when he was released from the Jail and was struck by a car on a nearby highway. It is alleged that he should not have been released at the time of day he was released. Because of the nature of the allegations and the wrongful death and survivorship avenues of recovery, the matter has a potential value in excess of \$750,000.00. This case however was dismissed and is now pending an Appeal.
- **Faulknor, Mavis:** This is an employment case against Meadowview Hospital for discrimination on the basis of gender and race. Because of the nature of the allegations and the fee shifting theories, the matter has a potential in excess of \$750,000.00. This matter is pending an Appeal.
- **Flores, Kelly:** This is a case filed by a current female Latino Sheriff’s Officer against the Hudson County Sheriff’s Office for sexual discrimination, among other things. Because of the nature of the allegations and the fee shifting theories, this matter has a potential value in excess of \$750,000.00.
- **Ihenakwe, Esther:** This is a case filed by multiple County employees alleging they were discriminated against because of their gender and retaliated against. Given the nature of the allegations, and the fee shifting theories, this matter has a potential value in excess of \$750,000.00.

NOTE 12. COMMITMENTS AND CONTINGENCIES (continued)

- **Kazanovich, Estate of Bella:** This case concerns the murder of a person by a former Hudson County Correctional Officer, while off duty. It is alleged that the County failed to and/or was negligent in training the officer and/or in evaluating the employee psychologically for fitness. Given the nature of the allegations, and the fee shifting theories, this matter has a potential value in excess of \$750,000.00.
- **Nalls-Castillo, Tish:** This is a false arrest and improper seizure and defamation case brought under several civil rights statutes as the seizing person was a law enforcement officer. Given the nature of the complaint and the fact that all theories are fee shifting the case could have a potential of value in excess of \$750,000.00.
- **Ocasio, Luis:** This matter is related to No. 1 on the list as Mr. Ocasio was a part of the original group bringing a lawsuit. The parties have since split and he is separately represented by counsel on his own. The allegations and theories are essentially identical and are fee shifting. Therefore, the case does have a potential value in excess of \$750,000.00. This case, however, was dismissed and is now pending a decision from the Third Circuit.
- **Riano, Estate of Adriana:** This case concerns the death of a person in a vehicular accident that occurred on Paterson Plank Road, a County road. It is alleged that the County was deliberately indifferent towards the medical needs of the inmate, among other claims, (including Monell claims). Given the nature of the allegations, and the fee shifting theories, this matter has a potential value in excess of \$750,000.00.
- **Roman, Estate of Eunice:** This case concerns the suicide of an inmate while housed at the Hudson County Correctional Facility. It is alleged that the “dangerous nature” of the road in question was a key contributing factor as well as the allegation made by the decedent that the County was on notice of previous serious accidents. Given the nature of the allegations, and the fee shifting theories, this matter has a potential value in excess of \$750,000.00.

NOTE 13. SUBSEQUENT EVENTS

Subsequent events have been evaluated through June 27, 2024, the date which the financial statements were available to be issued.

Issuance of Debt

\$140,605,157 Bond Anticipation Notes, Series 2024 – On February 29, 2024, the County sold \$140,605,157 of Bond Anticipation Notes maturing February 28, 2025 with an interest rate of 4%. These notes are being issued to finance various capital and park improvements in the County as authorized by seven capital ordinances adopted from 2018 to 2023.

\$7,312,000 General Obligation Bonds, Series 2024 – On June 27, 2024, the County sold \$7,312,00 of General Obligation Bonds, Series 2024, consisting of \$3,000,000 of County Vocational-Technical Schools Bonds issued pursuant to the New Jersey School Bond Reserve Act, and \$4,312,000 of County College Bonds issued pursuant to the County College Bond Act. The County Vocational-Technical Schools Bonds are being issued to finance improvements as authorized by Ordinance No. 401-6-2023 adopted June 22, 2023. The County College Bonds are being issued to finance improvements as authorized by Ordinance No. 636-9-2023 adopted on September 8, 2023.

Issuance of Debt (Guarantees)

\$36,7886,000 HCIA Tax-Exempt County-Guaranteed Pooled Notes, Series 2024A - On March 26, 2024, the HCIA issued \$36,886,000, County Guaranteed Pool Notes Series 2024A maturing March 25, 2025, consisting of \$36,886,000 Tax-Exempt Notes with an interest rate of 4.25%. These notes constitute direct, special, and limited obligations of the HCIA with a County Guaranty that remains in effect until these notes are paid in full.

NOTE 13. SUBSEQUENT EVENTS (continued)

\$95,105,000 HCIA County-Secured Lease Revenue Bonds, Series 2024B – As of the date of this report, the HCIA anticipates selling \$81,795,000 of Tax-Exempt County Guaranteed Pooled Notes, Series 2024B, with an interest rate of 4.5% and \$13,310,000 of Federally Taxable County Guaranteed Pooled Notes, Series 2024B, with an interest rate of 6%. The HCIA expects these notes to be delivered on July 12, 2024, with a maturity of July 11, 2025. These notes constitute direct, special, and limited obligations of the HCIA with a County Guaranty that remains in effect until these notes are paid in full.

Improvement Authorization Ordinances

\$22,292,350 Various 2024 Park Improvements – On March 28, 2024, the County adopted an ordinance providing for various 2024 Park Improvements, appropriating \$22,292,350 therefor (including State Funds expected to be received in the aggregate amount of \$4,034,550) and authorizing the issuance of \$17,577,211 Bonds or Notes to finance part of the cost thereof.

\$20,090,265 Road and Bridge Improvements – on May 9, 2024, the County adopted an ordinance providing for various 2024 Road and Bridge Improvements by and in the County of Hudson, State of New Jersey; appropriating \$20,090,625 (including State and Federal Grants expected to be received in the aggregate amount of \$9,794,120 therefor and authorizing the issuance of \$9,891,566 Bonds or Notes to finance part of the cost thereof. A down payment of \$404,579 is authorized from the Capital Improvement Fund.

COUNTY OF HUDSON

REPORT OF AUDIT

**STATISTICAL SECTION
(UNAUDITED)**

COUNTY OF HUDSON

ROSTER OF OFFICIALS

NAME	TITLE	TERM EXPIRES
Thomas A. DeGise	(1) County Executive	December 31, 2023
Craig Guy	(1) County Executive	December 31, 2027
<i>Board of County Commissioners</i>		
Kenneth Kopacz	Commissioner - District 1	December 31, 2026
William O'Dea	Commissioner - District 2	December 31, 2026
Jerry Walker	Commissioner - District 3 - Vice Chairperson	December 31, 2026
Yraida Aponte-Lipski	Commissioner - District 4	December 31, 2026
Anthony L. Romano, Jr.	Commissioner - District 5 - Chairperson	December 31, 2026
Fanny J. Cedeño	Commissioner - District 6 - Chairperson Pro-Tempore	December 31, 2026
Caridad Rodriguez	Commissioner - District 7	December 31, 2026
Anthony P. Vainieri, Jr.	Commissioner - District 8	Resigned April 13, 2023
Robert P. Baselice	Commissioner - District 8 - Appointed April 19, 2023	December 31, 2026
Albert J. Cifelli	Commissioner - District 9	December 31, 2026
Abraham A. Antun	County Administrator	December 31, 2027
Cheryl G. Fuller	(2) Director, Department of Finance and Administration; Treasurer; Chief Financial Officer	December 31, 2027
Alberto G. Santos	Clerk of the Board of County Commissioners - Through July 14, 2023	July 14, 2023
George Zapata	Clerk of the Board of County Commissioners - August 14, 2023 to January 2, 2024	January 2, 2024
Carol Jean Doyle	Clerk of the Board of County Commissioners - Starting January 2, 2024	December 31, 2026
E. Junior Maldonado	(3) County Clerk	December 31, 2027
Jeffrey Dublin	(5) County Register	December 31, 2026
Frank X. Schillari	(4) County Sheriff	December 31, 2025
Tilo E. Rivas	(3) County Surrogate	December 31, 2024
Donato J. Battista	Director, Department of Law; County Counsel	December 31, 2027
Darice Toon	Director, Department of Health and Human Services	December 31, 2027
Becky Scott	Director, Department of Corrections & Rehabilitation	December 31, 2027
Denise D'Alessandro	Director, Department of Roads and Public Property	December 31, 2027
Russell Fallacaro	Director, Department of Parks	February 1, 2024
Jonathan DeFilippo	Director, Department of Parks -Starting 6/28/2024	December 31, 2027
Robert Martinovich	Director, Department of Family Services	February 16, 2024
Frank Mazza	Director, Department of Family Services and Reintegration	December 31, 2027
ShaRhonda Walker	Director, Department of Planning and Business Opportunity	December 31, 2027
Lisa Prusko	Director, Department of Aging and Veteran Affairs	December 31, 2027
John Brzozowski	Acting Superintendent of Elections	June 1, 2024
Maryanne Kelleher	Superintendent of Elections	May 20, 2029

- (1) Surety bond coverage of \$350,000.
- (2) Surety bond coverage of \$1,500,000.
- (3) Surety bond coverage of \$50,000.
- (4) Surety bond coverage of \$91,000.
- (5) Surety bond coverage of \$15,000.

**COUNTY OF HUDSON
STATISTICAL SECTION (UNAUDITED)**

Table 1

FIVE-YEAR HISTORY OF TAX LEVIES AND COLLECTIONS

Year Ended December 31,	County Purpose Tax Levy (A)	County Open Space Tax Levy (A)	Cash Collection	Percent of Collection
2023	\$ 414,180,876.11	\$ 8,917,405.84	\$ 423,098,281.95	100.00%
2022	399,180,876.11	5,370,343.91	404,551,220.02	100.00%
2021	399,180,876.11	420,783.76	399,601,659.87	100.00%
2020	386,680,876.11	419,183.76	387,100,059.87	100.00%
2019	374,180,876.11	8,991,473.15	383,172,349.26	100.00%

FIVE-YEAR HISTORY OF NET VALUATIONS AS EQUALIZED

Table 2

Year Ended December 31,	Net Assessed Valuation Taxable (A)	Net (Equalized) Valuation for County Tax Apportionment (A)	Percent of Net Assessed Value to Equalized Cash Valuation	Tax Rate Per \$1,000 (A)
2023	\$ 86,418,565,417	\$ 119,174,058,426	72.51%	3.520
2022	83,241,150,143	107,406,878,201	77.50%	3.760
2021	74,600,504,986	104,972,568,786	71.07%	3.732
2020	72,881,977,225	100,425,077,769	72.57%	3.901
2019	63,629,579,421	89,914,731,453	70.77%	4.221

FIVE-YEAR HISTORY OF COUNTY TAXES AS APPORTIONED

Table 3

Year Ended December 31,	Total County Taxes Apportioned Including Adjustments (A)	Tax Appeals Refunded to Municipalities (A)	Net County Taxes Apportioned (A)
2023	\$ 419,496,597.19	\$ 5,315,721.08	\$ 414,180,876.11
2022	405,104,659.85	5,923,783.74	399,180,876.11
2021	403,816,964.30	4,636,088.19	399,180,876.11
2020	391,710,146.72	5,029,270.61	386,680,876.11
2019	379,500,246.29	5,319,370.18	374,180,876.11

(A) Source: Hudson County Abstract of Ratables for each respective year.

**COUNTY OF HUDSON
STATISTICAL SECTION (UNAUDITED)**

Table 4

FIVE-YEAR HISTORY OF GOVERNMENTAL REALIZED REVENUES

	2023	2022	2021	2020	2019
Surplus	\$ 42,000,000.00	\$ 35,000,000.00	\$ 34,100,000.00	\$ 48,616,355.00	\$ 47,000,000.00
Miscellaneous Revenues	47,828,096.63	49,291,886.07	42,665,076.72	37,115,769.80	56,584,898.79
State Aid and Reimbursements	80,220,706.71	72,225,594.65	59,050,649.42	61,482,910.25	85,842,605.46
Division of Welfare	44,716,024.03	47,231,930.61	50,372,959.04	48,808,686.29	54,566,733.40
Grants*	105,390,062.50	100,557,977.06	135,754,115.06	154,960,861.53	35,728,531.05
County Purpose Tax	414,180,876.11	399,180,876.11	399,180,876.11	386,680,876.11	374,180,876.11
Total Budget Revenues Realized	734,335,765.98	703,488,264.50	721,123,676.35	737,665,458.98	653,903,644.81
Non-Budget Revenues	11,629,305.99	11,917,271.11	8,421,164.92	12,727,985.97	8,992,829.61
TOTAL REVENUES	\$ 745,965,071.97	\$ 715,405,535.61	\$ 729,544,841.27	\$ 750,393,444.95	\$ 662,896,474.42

* Includes revenue loss replacement from the American Rescue Plan in 2022 and 2023.

COUNTY OF HUDSON
STATISTICAL SECTION (UNAUDITED)

Table 5

FIVE-YEAR HISTORY OF GOVERNMENTAL EXPENDITURES*

DEPARTMENT NAME	2023	2022	2021	2020	2019
General Government	\$ 23,767,397.00	\$ 22,327,801.00	\$ 20,877,758.00	\$ 19,923,574.00	\$ 18,631,112.00
Constitutional Offices	34,199,303.00	31,269,257.00	30,221,611.00	29,477,388.00	29,200,269.00
Judiciary	1,621,823.00	1,571,624.00	1,606,395.00	1,786,455.00	1,480,581.00
Regulation	50,249,323.00	46,053,693.00	44,615,744.00	42,217,989.00	40,881,634.00
Parks and Community Services	15,780,675.00	14,962,893.00	15,973,938.00	16,659,338.00	14,210,644.00
Planning and Business Opportunity	3,532,129.00	2,376,022.00	-	-	-
Roads and Public Property	41,855,538.00	41,441,039.00	40,216,898.00	40,315,924.00	39,705,658.00
Health and Human Services	38,357,463.00	36,704,564.00	32,959,867.00	31,548,824.00	48,005,945.00
Family Services	69,000,703.00	66,277,193.00	65,425,487.00	69,245,337.00	65,162,953.00
Corrections	77,750,000.00	72,350,000.00	67,985,200.00	69,471,829.00	70,138,383.00
Education	58,549,433.00	56,648,532.00	54,661,075.00	51,068,386.00	47,225,511.00
Housing and Community Reintegration Insurance, Unclassified, Contingent and Judgments	3,590,756.00	3,280,958.00	3,915,321.00	-	-
Capital Improvements and Debt Service	64,229,239.00	53,219,058.00	55,166,894.00	58,864,844.00	61,195,136.00
Deferred Charges and Statutory Expenditures	116,177,094.52	107,390,519.02	88,799,772.03	78,453,237.61	117,007,981.20
Grants and Matching Funds	60,715,461.00	55,111,963.19	53,481,595.12	70,371,871.01	48,511,348.42
	73,653,122.50	74,816,138.06	135,989,432.06	155,201,531.53	35,953,988.05
TOTAL EXPENDITURES	\$ 733,029,460.02	\$ 685,801,254.27	\$ 711,896,987.21	\$ 734,606,528.15	\$ 637,311,143.67

* Includes Current Fund Paid or Charged, Encumbered and Reserved.

**COUNTY OF HUDSON
STATISTICAL SECTION (UNAUDITED)**

Table 6

FIVE-YEAR HISTORY OF COUNTY PURPOSE TAX LEVY

MUNICIPALITY	2023	2022	2021	2020	2019
City of Bayonne	\$ 32,482,458.51	\$ 31,471,880.44	\$ 30,621,553.69	\$ 28,990,946.90	\$ 27,226,050.80
Borough of East Newark	926,087.67	829,616.82	890,308.60	805,924.48	880,907.10
Town of Guttenberg	4,289,098.73	4,350,130.54	4,610,524.60	4,576,580.01	4,613,516.48
Town of Harrison	6,257,556.08	6,111,098.15	5,799,927.61	6,008,581.45	6,151,953.47
City of Hoboken	64,717,793.44	63,893,965.70	67,663,978.33	69,117,366.07	73,827,805.05
City of Jersey City	183,624,499.43	175,146,366.67	176,115,033.72	166,970,526.65	146,416,534.05
Town of Kearny	20,404,450.43	19,198,374.65	17,776,454.52	17,078,222.79	17,166,586.93
Township of North Bergen	34,163,101.17	33,055,225.65	26,586,249.90	25,795,437.17	27,663,731.05
Town of Secaucus	20,590,082.28	19,780,072.20	21,835,291.90	21,259,581.38	22,874,116.53
City of Union City	18,663,611.10	18,132,238.74	18,209,822.73	17,302,549.51	17,493,853.37
Township of Weehawken	14,645,691.04	14,035,540.52	15,797,307.80	15,923,923.29	16,651,786.54
Town of West New York	13,416,446.23	13,176,366.03	13,274,422.71	12,851,236.41	13,214,034.74
	<u>\$ 414,180,876.11</u>	<u>\$ 399,180,876.11</u>	<u>\$ 399,180,876.11</u>	<u>\$ 386,680,876.11</u>	<u>\$ 374,180,876.11</u>

**COUNTY OF HUDSON
STATISTICAL SECTION (UNAUDITED)**

Table 7

FIVE-YEAR SUMMARY OF COUNTY DEBT

	2023	2022	2021	2020	2019
Outstanding Bonds, Notes and Loans	\$ 406,458,046	\$ 418,185,449	\$ 438,675,130	\$ 465,300,305	\$ 430,759,161
Bonds and Notes Authorized But Not Issued and Guarantees	974,917,285	905,430,190	886,062,411	872,737,118	642,916,493
	<u>\$ 1,381,375,331</u>	<u>\$ 1,323,615,639</u>	<u>\$ 1,324,737,541</u>	<u>\$ 1,338,037,423</u>	<u>\$ 1,073,675,654</u>
Issued:					
Green Acres Loans Payable	\$ 1,442,171	\$ 1,675,449	\$ 1,904,130	\$ 2,128,305	\$ 2,387,006
Bonds and Notes for School Purpose	61,035,000	58,180,000	68,525,000	65,190,000	55,660,000
General Bond Anticipation Notes (incl. Community College)	-	-	-	3,500,000	182,121,155
General Serial and Term Bonds (incl. Community College)	343,980,875	358,330,000	368,246,000	394,482,000	190,591,000
	<u>406,458,046</u>	<u>418,185,449</u>	<u>438,675,130</u>	<u>465,300,305</u>	<u>430,759,161</u>
Authorized But Not Issued by County:					
Bonds and Notes for School Purposes	3,070,000	3,050,000	70,000	2,070,000	15,070,000
General Bonds and Notes	223,166,957	145,973,645	129,292,599	84,595,505	122,334,477
Bonds Guaranteed by the County	748,680,327	756,406,545	756,699,812	786,071,613	505,512,016
	<u>974,917,285</u>	<u>905,430,190</u>	<u>886,062,411</u>	<u>872,737,118</u>	<u>642,916,493</u>
Total Bonds and Notes Issued, Authorized but not Issued and Guaranteed	1,381,375,331	1,323,615,639	1,324,737,541	1,338,037,423	1,073,675,654
Statutory Deductions	797,727,967	812,516,233	823,784,181	859,717,183	558,790,688
Net Debt	<u>\$ 583,647,364</u>	<u>\$ 511,099,406</u>	<u>\$ 500,953,360</u>	<u>\$ 478,320,241</u>	<u>\$ 514,884,966</u>
Three-Year Average Equalized Valuation of Real Property: Years in Equalization	2021-2023	2020-2022	2019-2021	2018-2020	2017-2019
Amount of Equalization	\$ 112,111,564,358	\$ 107,635,036,208	\$ 100,225,307,140	\$ 95,012,451,667	\$ 87,022,573,911
Gross Debt as a Percentage of Equalized Valuation	1.23%	1.23%	1.32%	1.41%	1.23%
Net Debt as a Percentage of Equalized Valuation	0.52%	0.47%	0.50%	0.50%	0.59%
Gross Debt per Capita	\$ 1,906	\$ 1,826	\$ 1,828	\$ 1,846	\$ 1,693
Net Debt per Capita	\$ 805	\$ 705	\$ 691	\$ 660	\$ 812
BORROWING POWER					
Debt Limit - 2% of Equalized Valuation Basis	\$ 2,242,231,287	\$ 2,152,700,724	\$ 2,004,506,143	\$ 1,900,249,033	\$ 1,740,451,478
Net Debt	583,647,364	511,099,406	500,953,360	478,320,241	514,884,966
Remaining Borrowing Power	<u>\$ 1,658,583,923</u>	<u>\$ 1,641,601,318</u>	<u>\$ 1,503,552,783</u>	<u>\$ 1,421,928,792</u>	<u>\$ 1,225,566,512</u>

COUNTY OF HUDSON
 STATISTICAL SECTION (UNAUDITED)

Table 8

FIVE-YEAR HISTORY OF RATIO OF GENERAL BONDED DEBT SERVICE TO EXPENDITURES AND REVENUES

Year Ended Dec. 31,	Principal**	Interest**	Total Debt Service**	Total Expenditures*	Ratio of Debt Service to Expenditures	Total*** Realized Revenue	Ratio of Debt Service to Realized Revenue
2023	\$ 45,790,875.00	\$ 39,673,465.38	\$ 85,464,340.38	\$ 733,029,460.02	11.66%	\$ 734,335,765.98	11.64%
2022	43,752,500.00	38,838,019.02	82,590,519.02	685,801,254.27	12.04%	703,488,264.50	11.74%
2021	58,662,250.00	27,137,522.03	85,799,772.03	711,896,987.21	12.05%	721,123,676.35	11.90%
2020	46,691,299.41	27,456,885.96	74,148,185.37	734,606,528.15	10.09%	737,665,458.98	10.05%
2019	60,973,125.00	27,484,898.03	88,458,023.03	637,311,143.67	13.88%	653,903,644.81	13.53%
2018	43,381,250.00	22,298,567.81	65,679,817.81	604,416,706.49	10.87%	638,846,743.83	10.28%

* Includes Current Fund Paid or Charged, Encumbered and Reserved.

** Excludes principal and interest on notes and green acres loans. Includes principal and interest on capital leases and installment purchase with HCIA.

*** Realized budgeted revenue.

COUNTY OF HUDSON

REPORT OF AUDIT

**SUPPLEMENTARY INFORMATION
FUND FINANCIAL SCHEDULES**

COUNTY OF HUDSON
 CURRENT FUND
 FOR THE YEAR ENDED DECEMBER 31, 2023

EXHIBIT A-4

SCHEDULE OF CASH AND CASH EQUIVALENTS

	<u>Ref.</u>	<u>Current Fund</u>	<u>Federal and State Grant Fund</u>
Increased by:			
Non Budget Revenue	A-2a	\$ 11,629,056.39	\$ -
Petty Cash	A-6	11,270.00	-
County Taxes	A-7	414,180,876.11	-
Added and Omitted Taxes	A-8	8,667,501.32	-
Revenue Accounts Receivable	A-9	151,359,792.82	-
Interfunds	A-10, A-23	53,725,805.47	2,557,151.68
Interfunds - Open Space Tax	A-10	417,983.76	-
Due to State of New Jersey	A-13	70,164,822.55	-
Prepaid Revenues	A-20	1,348,529.11	-
Consumer Protection Settlements	A-22	37,300.00	-
Grants Receivable	A-24	-	64,061,402.41
Unappropriated Reserves	A-26	-	50,898.83
		<u>711,542,937.53</u>	<u>66,669,452.92</u>
Decreased by:			
Refund of Prior Year Revenue	A-1	184,555.92	-
Current Year Budget Appropriations	A-3	587,712,698.78	-
Petty Cash	A-6	11,270.00	-
Interfunds	A-10, A-23	6,952,791.47	47,652,588.67
Appropriation Reserves	A-11	26,047,480.34	-
Contracts and Commitments Payable	A-12	1,741,103.72	-
Due to State of New Jersey	A-13	70,912,075.15	-
Consumer Protection Settlements	A-22	37,300.00	-
Grants Receivable	A-24	-	856,007.28
Federal and State Appropriated Grant Reserves	A-25	-	71,969,516.83
		<u>693,599,275.38</u>	<u>120,478,112.78</u>
Net Change in Cash		17,943,662.15	(53,808,659.86)
Balance: December 31, 2022	A	<u>210,561,337.97</u>	<u>93,106,447.28</u>
Balance: December 31, 2023	A	<u>\$ 228,505,000.12</u>	<u>\$ 39,297,787.42</u>

COUNTY OF HUDSON
 CURRENT FUND
 FOR THE YEAR ENDED DECEMBER 31, 2023

EXHIBIT A-5

SCHEDULE OF CASH - CHANGE FUNDS

	<u>Ref.</u>	
Balance: December 31, 2023 and 2022	A	\$ 700.00
<u>Analysis of Balance</u>		
Surrogate's Office		\$ 100.00
Office of the County Clerk		100.00
Register's Office		500.00
		<u>700.00</u>
		<u>\$ 700.00</u>

SCHEDULE OF CASH - PETTY CASH

EXHIBIT A-6

	<u>Ref.</u>	
Balance: December 31, 2022		\$ -
Increased by:		
Disbursements to Custodians	A-4	11,270.00
		<u>11,270.00</u>
Decreased by:		
Returns from Custodians	A-4	11,270.00
		<u>11,270.00</u>
Balance: December 31, 2023		<u>\$ -</u>

COUNTY OF HUDSON
 CURRENT FUND
 FOR THE YEAR ENDED DECEMBER 31, 2023

EXHIBIT A-7

SCHEDULE OF COUNTY TAX LEVY

	Balance December 31, 2022	2023 County Tax Levy	Received	Balance December 31, 2023
City of Bayonne	\$ -	\$ 32,482,458.51	\$ 32,482,458.51	\$ -
Borough of East Newark	-	926,087.67	926,087.67	-
Town of Guttenberg	-	4,289,098.73	4,289,098.73	-
Town of Harrison	-	6,257,556.08	6,257,556.08	-
City of Hoboken	-	64,717,793.44	64,717,793.44	-
City of Jersey City	-	183,624,499.43	183,624,499.43	-
Town of Kearny	-	20,404,450.43	20,404,450.43	-
Township of North Bergen	-	34,163,101.17	34,163,101.17	-
Town of Secaucus	-	20,590,082.28	20,590,082.28	-
City of Union City	-	18,663,611.10	18,663,611.10	-
Township of Weehawken	-	14,645,691.04	14,645,691.04	-
Town of West New York	-	13,416,446.23	13,416,446.23	-
	<u>\$ -</u>	<u>\$ 414,180,876.11</u>	<u>\$ 414,180,876.11</u>	<u>\$ -</u>
<u>Ref.</u>			A-2, A-4	

COUNTY OF HUDSON
CURRENT FUND
FOR THE YEAR ENDED DECEMBER 31, 2023

EXHIBIT A-8

SCHEDULE OF ADDED AND OMITTED TAXES RECEIVABLE

	Balance December 31, 2022	Added and Omitted Tax Levy	Decreased	Balance December 31, 2023
City of Bayonne	\$ 209,202.42	\$ 33,097.85	\$ 209,202.42	\$ 33,097.85
Borough of East Newark	14,136.92	5,447.34	14,136.92	5,447.34
Town of Guttenberg	10,414.02	6,365.60	10,414.02	6,365.60
Town of Harrison	15,028.66	7,694.57	15,028.66	7,694.57
City of Hoboken	467,251.66	495,701.41	467,251.66	495,701.41
City of Jersey City	7,365,159.67	2,211,120.93	7,365,159.67	2,211,120.93
Town of Kearny	-	114,793.19	114,793.19	-
Township of North Bergen	137,525.42	92,242.22	137,525.42	92,242.22
Town of Secaucus	151,573.30	82,310.09	151,573.30	82,310.09
City of Union City	79,428.15	47,755.70	79,428.15	47,755.70
Township of Weehawken	20,282.53	11,395.92	20,282.53	11,395.92
Town of West New York	82,705.48	184,577.98	82,705.48	184,577.98
	<u>\$ 8,552,708.23</u>	<u>\$ 3,292,502.80</u>	<u>\$ 8,667,501.42</u>	<u>\$ 3,177,709.61</u>
<u>Ref.</u>	A			A
Cash Received for Prepaid Tax		A-20	\$ 114,793.19	
Cash Received for Current Tax		A-2	8,552,708.13	
		A-4	<u>8,667,501.32</u>	
Cancelled - Error in Prior Year Hoboken Levy			0.10	
			<u>\$ 8,667,501.42</u>	

COUNTY OF HUDSON
 CURRENT FUND
 FOR THE YEAR ENDED DECEMBER 31, 2023
 SCHEDULE OF REVENUE ACCOUNTS RECEIVABLE

	Balance December 31, 2022	Increased by:		Decreased by:			Balance December 31, 2023
		Current Year Accruals	Cash Collected	Interfunds	Applied from Prior Year Prepaid		
County Clerk	\$ -	\$ 263,667.03	\$ 263,667.03	\$ -	\$ -	\$ -	-
Register of Deeds	-	11,235,906.28	11,235,906.28	-	-	-	-
Surrogate	-	564,821.33	564,821.33	-	-	-	-
Sheriff	-	1,677,723.15	1,677,723.15	-	-	-	-
Interest on Investments and Deposits	-	7,049,220.62	3,817,441.08	3,231,779.54	-	-	0.00
Intoxicated Driver Resource Center Fees	-	292,531.68	292,531.68	-	-	-	-
Parks & Recreation	-	10,800.00	10,800.00	-	-	-	-
Title IV-D, Social Security Act - Child Support Program	-	765,358.83	765,358.83	-	-	-	-
Maintenance of:							
State Prisoners in County Institutions	-	2,794,660.42	2,794,660.42	-	-	-	-
Other Inmates in County Institutions	-	18,420,965.00	18,420,965.00	-	-	-	-
Federal Inmates in County Institutions	-	13,133,564.50	13,133,564.50	-	-	-	-
Federal & State Contracts - Indirect Cost Allocation	-	5,879,979.52	5,879,979.52	-	-	-	-
County College Bonds (NJSA 18A:64A-22.6)	-	2,747,346.14	2,747,346.14	-	-	-	-
Mental Hospital	-	29,409,559.01	29,409,559.01	-	-	-	-
N.J. School Building Aid	-	4,649,237.00	4,649,237.00	-	-	-	-
Social And Welfare Services (C.66. P.L. 1990):							
Supplemental Social Security Income	-	2,342,192.00	2,342,192.00	-	-	-	-
Division of Developmental Disabilities,							
Assessment Program	-	77,844.29	77,844.29	-	-	-	-
PILOT Payments, County Share (NJSA 40A:20-1 et.)	-	7,302,536.41	7,302,536.41	-	-	-	-
Division of Social Services (Welfare)	-	44,716,024.03	44,716,024.03	-	-	-	-
Motor Vehicle Fines (N.J.S.A. 39:5.41)	-	2,000,000.00	-	2,000,000.00	-	-	-
State of NJ - Lease of Court Space	-	133,322.83	114,476.83	-	18,846.00	-	-
NJ Superior Court - Service Agreements	-	-	-	-	-	-	-
Meadowview Campus-Treatment Leases	-	856,444.85	800,861.41	-	55,583.44	-	0.00
Open Space Tax Debt Service	-	417,983.76	-	417,983.76	-	-	-
Reserve to Pay Bonds	-	7,000,000.00	-	7,000,000.00	-	-	-
American Rescue Plan Revenue Replacement	-	32,000,000.00	-	32,000,000.00	-	-	-
ARRA Recovery Zone Bonds Subsidy	-	342,296.88	342,296.88	-	-	-	-
	\$ -	\$ 196,083,985.56	\$ 151,359,792.82	\$ 44,649,763.30	\$ 74,429.44	\$ -	\$ 0.00
	A		A-2, A-4		A-2, A-20		A
Ref.		Interest	A-10	\$ 3,231,779.54			
		Other Revenues	A-10	41,417,983.76			
			A-2	44,649,763.30			

COUNTY OF HUDSON
CURRENT FUND
FOR THE YEAR ENDED DECEMBER 31, 2023

EXHIBIT A-10

SCHEDULE OF INTERFUNDS

	<u>Ref.</u>	<u>Total</u>	<u>Federal and State Grants Fund</u>	<u>Capital Fund</u>	<u>Trust Fund</u>
Increased by:					
Grant Chargebacks	A-1	\$ 450,147.61	\$ 450,147.61	\$ -	\$ -
Grant Cancellations	A-1	168,173.68	168,173.68	-	-
Budget Revenue Realized	A-2	73,390,062.50	73,390,062.50	-	-
Interest	A-9	3,231,779.54	2,536,070.53	358,085.11	337,623.90
Other Revenues	A-9	41,417,983.76	32,000,000.00	7,000,000.00	2,417,983.76
Cash Disbursed	A-4	6,952,791.47	-	3,500,000.00	3,452,791.47
Interfund Reimbursement	A-12	21,081.15	21,081.15	-	-
		<u>125,632,019.71</u>	<u>108,565,535.47</u>	<u>10,858,085.11</u>	<u>6,208,399.13</u>
Decreased by:					
Budget Appropriations	A-3	77,078,122.50	73,578,122.50	3,500,000.00	-
Cash Received	A-4	53,725,805.47	40,580,581.91	7,433,935.07	5,711,288.49
Open Space Debt Service	A-4	417,983.76	-	-	417,983.76
		<u>131,221,911.73</u>	<u>114,158,704.41</u>	<u>10,933,935.07</u>	<u>6,129,272.25</u>
Net Change in Interfunds		(5,589,892.02)	(5,593,168.94)	(75,849.96)	79,126.88
Balance: December 31, 2022					
Interfunds Receivable	A, A-1	<u>1,005,849.81</u>	<u>-</u>	<u>75,849.96</u>	<u>929,999.85</u>
Interfunds Payable	A	<u>4,500.00</u>	<u>4,500.00</u>	<u>-</u>	<u>-</u>
Balance: December 31, 2023					
Interfunds Receivable	A, A-1	<u>\$ 1,009,126.73</u>	<u>\$ -</u>	<u>\$ -</u>	<u>\$ 1,009,126.73</u>
Interfunds Payable	A	<u>\$ 5,597,668.94</u>	<u>\$ 5,597,668.94</u>	<u>\$ 0.00</u>	<u>\$ -</u>

SCHEDULE OF 2022 APPROPRIATION RESERVES

	Balance: December 31, 2022		Budget After Transfer	Paid or Charged	Contracts and Commitments	Balance Lapsed
	Reserved	Encumbered				
LEGISLATIVE						
Board of County Commissioners						
Salaries and Wages	\$ 24,421.85	\$ -	\$ 24,421.85	\$ -	\$ -	\$ 24,421.85
Other Expenses	39,014.69	118,966.00	157,980.69	28,446.56	120,888.41	8,645.72
Clerk of the Board						
Salaries and Wages	270.41	-	270.41	-	-	270.41
Other Expenses	16,081.44	11,119.06	27,200.50	15,401.28	11,000.00	799.22
ADMINISTRATIVE AND EXECUTIVE						
County Administrator						
Salaries and Wages	8,339.98	-	8,339.98	-	-	8,339.98
Other Expenses	563,689.91	174,125.90	737,815.81	472,750.17	265,025.75	39.89
County Executive						
Salaries and Wages	31,684.85	-	31,684.85	-	-	31,684.85
Other Expenses	17,990.71	11,355.50	29,346.21	10,869.94	18,000.00	476.27
Law Department						
Salaries and Wages	132,201.37	-	132,201.37	(35,756.00)	-	167,957.37
Other Expenses	388,279.76	620,248.92	958,528.68	296,012.58	657,823.82	4,692.28
Division Consumer Protection						
Salaries and Wages	100.00	-	100.00	-	-	100.00
Other Expenses	5,936.48	2,066.00	8,002.48	287.78	6,916.00	798.70
Planning Board						
Salaries and Wages	100.00	-	100.00	-	-	100.00
Other Expenses	33.06	24,941.69	24,974.75	14,133.75	10,841.00	-
Public Safety Training Center						
Salaries and Wages	32,688.30	-	32,688.30	-	-	32,688.30
Other Expenses	160,304.20	38,284.06	198,588.26	10,040.32	188,110.00	437.94
Office of Cultural and Heritage Affairs						
Salaries and Wages	13,939.88	-	13,939.88	-	-	13,939.88
Other Expenses	39,802.51	57,308.25	97,110.76	31,725.64	55,815.82	9,569.30
DEPARTMENT OF FINANCE AND ADMINISTRATION						
Division of Personnel						
Salaries and Wages	65,439.88	-	65,439.88	-	-	65,439.88
Other Expenses	50,440.04	143,928.47	194,368.51	51,493.24	142,150.00	725.27
Director of Finance and Administration						
Salaries and Wages	11,937.74	-	11,937.74	-	-	11,937.74
Other Expenses	8,479.99	2,056.35	10,536.34	524.81	9,105.00	906.53
Audit Services	250,000.00	-	250,000.00	155,505.00	94,495.00	-
Division of Accounts and Controls						
Salaries and Wages	36,049.00	-	36,049.00	-	-	36,049.00
Other Expenses	32,777.62	16,462.33	49,239.95	3,074.54	45,500.00	665.41
Division of Purchasing						
Salaries and Wages	68,855.67	-	68,855.67	-	-	68,855.67
Other Expenses	9,747.89	6,125.68	15,873.57	10,925.97	4,035.00	912.60
Office of Grants Management						
Salaries and Wages	91,804.22	-	91,804.22	(25,030.22)	-	116,834.44
Other Expenses	48,667.24	15,828.19	64,495.43	4,823.19	59,465.00	207.24
Division of Information Technologies						
Salaries and Wages	66,535.00	-	66,535.00	-	-	66,535.00
Other Expenses	248,582.45	1,341,753.35	1,590,335.80	1,010,378.68	579,737.52	219.60
Division of Tax Assessments						
Salaries and Wages	34,178.12	-	34,178.12	-	-	34,178.12
Other Expenses	3,057.66	675.00	3,732.66	65.00	3,575.00	92.66
Insurance						
Workers' Compensation	1,367,143.59	37,599.08	1,404,742.67	934,289.28	470,000.00	453.39
Health Benefit Waiver	62,524.44	-	62,524.44	-	62,000.00	524.44
CONSTITUTIONAL OFFICES						
County Clerk						
Salaries and Wages	104,882.84	-	104,882.84	-	-	104,882.84
Other Expenses	11,487.44	44,938.91	56,426.35	55,456.50	47.95	921.90
Register of Deeds and Mortgages						
Salaries and Wages	49,223.36	-	49,223.36	-	-	49,223.36
Other Expenses	79,723.18	26,420.25	106,143.43	260.25	105,160.00	723.18
Prosecutor's Office						
Salaries and Wages	789,949.95	-	789,949.95	(364,132.93)	1,099,000.00	55,082.88
Other Expenses	137,252.95	924,570.09	1,061,823.04	982,032.72	77,180.91	2,609.41
JUDICIARY						
County Surrogate						
Salaries and Wages	114,536.73	-	114,536.73	-	-	114,536.73
Other Expenses	48,252.53	40,461.65	88,714.18	18,503.97	69,737.68	472.53
Probation Department						
Other Expenses	100.00	-	100.00	-	-	100.00
Title IV-D Social Security Act						
Other Expenses	100.00	-	100.00	-	-	100.00

SCHEDULE OF 2022 APPROPRIATION RESERVES

	Balance: December 31, 2022		Budget After Transfer	Paid or Charged	Contracts and Commitments	Balance Lapsed
	Reserved	Encumbered				
REGULATION						
County Clerk Elections						
Other Expenses	\$ 6,847.31	\$ 10,218.52	\$ 17,065.83	\$ 5,011.26	\$ 11,412.78	\$ 641.79
Special Election Expense	319,862.67	29,000.00	348,862.67	(142,714.59)	491,000.00	577.26
Board of Elections						
Salaries and Wages	59,126.24	-	59,126.24	(33,051.55)	-	92,177.79
Other Expenses	103,419.42	28,671.06	132,090.48	62,718.55	69,030.00	341.93
Special Election Expense	6,122.95	77,236.50	83,359.45	(508,527.56)	591,000.00	887.01
Superintendent of Elections						
Other Expenses	32,859.56	404,975.43	437,834.99	(174,782.26)	611,763.00	854.25
REGULATION						
Weights and Measures						
Salaries and Wages	15,637.35	-	15,637.35	-	-	15,637.35
Other Expenses	500.00	-	500.00	-	-	500.00
Sheriff's Office						
Salaries and Wages	311,492.41	-	161,492.41	(115,859.39)	277,000.00	351.80
Other Expenses	10,767.80	618,895.60	779,663.40	189,177.55	556,074.68	34,411.17
Medical Examiner						
Other Expenses	929,125.42	-	929,125.42	929,125.42	-	(0.00)
PLANNING AND BUSINESS OPPORTUNITY						
Office of Business Opportunity & Community Service						
Salaries and Wages	46,774.35	-	46,774.35	-	-	46,774.35
Other Expenses	37,657.33	16,702.31	54,359.64	12,127.58	12,863.04	29,369.02
Division of Planning						
Salaries and Wages	85,568.70	-	85,568.70	-	-	85,568.70
Other Expenses	110.11	12,856.22	12,966.33	9,139.12	3,758.54	68.67
Office of Digital Information						
Salaries and Wages	81,057.49	-	81,057.49	-	-	81,057.49
Other Expenses	1,542.02	12,138.45	13,680.47	2,123.26	9,794.00	1,763.21
Director of Planning and Business Opportunity						
Salaries and Wages	69,009.37	-	69,009.37	-	-	69,009.37
Other Expenses	24,836.11	8,865.60	33,701.71	3,294.13	5,136.49	25,271.09
PARKS						
Division of Parks						
Salaries and Wages	176,432.49	-	176,432.49	-	175,000.00	1,432.49
Other Expenses	58,798.22	852,480.27	911,278.49	620,809.68	290,126.72	342.09
Utilities	470,613.49	83,411.82	554,025.31	456,534.87	97,000.00	490.44
Director of Parks						
Salaries and Wages	191,156.37	-	191,156.37	-	180,000.00	11,156.37
Other Expenses	15,560.14	14,439.86	30,000.00	9,439.86	20,000.00	560.14
DEPARTMENT OF ROADS & PUBLIC PROPERTY						
Division of Central Services						
Salaries and Wages	29,283.76	-	29,283.76	-	-	29,283.76
Other Expenses	189,655.99	122,369.48	312,025.47	85,405.46	78,910.51	147,709.50
Division of Engineering						
Salaries and Wages	181,284.54	-	181,284.54	(12,862.21)	190,000.00	4,146.75
Other Expenses	10,264.78	8,758.70	19,023.48	3,407.66	6,893.00	8,722.82
Construction Board of Appeals						
Other Expenses	20,647.14	91.62	20,738.76	91.62	-	20,647.14
Office of Emergency Management						
Salaries and Wages	80,381.08	-	80,381.08	(58,177.61)	135,000.00	3,558.69
Other Expenses	5,581.38	22,315.83	27,897.21	22,165.53	150.30	5,581.38
Division of Roads and Bridges						
Salaries and Wages	130,273.25	-	130,273.25	-	125,000.00	5,273.25
Other Expenses	58,466.60	263,971.28	322,437.88	101,860.49	220,064.51	512.88
Office of Traffic Signals and Signs						
Salaries and Wages	49,464.45	-	49,464.45	-	45,000.00	4,464.45
Other Expenses	255,777.89	83,211.51	338,989.40	22,269.92	316,455.00	264.48
County Bridges						
Other Expenses	100.00	-	100.00	-	-	100.00
Joint Bridges						
Salaries and Wages	82,466.19	-	82,466.19	-	80,000.00	2,466.19
Other Expenses	93,930.82	14,045.00	107,975.82	-	107,045.00	930.82
Director of Roads & Public Property						
Salaries and Wages	78,668.14	-	63,668.14	-	60,000.00	3,668.14
Other Expenses	15,497.01	22,353.96	52,850.97	49,885.71	2,000.00	965.26
Division of Buildings and Grounds						
Salaries and Wages	231,761.88	-	181,761.88	(2,054.12)	180,000.00	3,816.00
Other Expenses	761,886.20	1,160,525.21	1,922,411.41	765,658.03	1,147,331.01	9,422.37
Fuel	100.00	-	100.00	-	-	100.00
Telephone, Water & Light	26,244.49	1,492,460.40	1,518,704.89	1,089,680.21	428,291.03	733.65
Motor Pool						
Salaries and Wages	31,171.07	-	31,171.07	(108.90)	30,000.00	1,279.97
Other Expenses	24,344.45	332,068.45	581,412.90	573,437.69	5,222.30	2,752.91
Utilities	91,524.02	244,903.34	161,427.36	59,121.79	102,000.00	305.57
Lighting of Highways & Bridges						
Other Expenses	51,401.16	207,460.40	258,861.56	125,904.49	132,000.00	957.07

SCHEDULE OF 2022 APPROPRIATION RESERVES

	Balance: December 31, 2022		Budget After Transfer	Paid or Charged	Contracts and Commitments	Balance Lapsed
	Reserved	Encumbered				
HEALTH AND HUMAN SERVICES						
Division of Children and Youth Services						
Salaries and Wages	\$ 52,241.00	\$ -	\$ 52,241.00	\$ 1,500.00	\$ 50,000.00	\$ 741.00
Other Expenses	27,039.43	822,794.93	949,834.36	817,485.97	131,500.00	848.39
Food and Kitchen Supplies	100.00	-	100.00	-	-	100.00
Office of Transportation Services						
Salaries and Wages	210,456.64	-	110,456.64	-	100,000.00	10,456.64
Other Expenses	12,458.01	505,096.50	517,554.51	39,936.57	477,150.00	467.94
Director of Health and Human Services						
Salaries and Wages	64,958.66	-	64,958.66	(56,147.99)	110,000.00	11,106.65
Other Expenses	102,517.72	214,157.77	316,675.49	99,870.39	216,160.09	645.01
Office of Specialized Health Services						
Salaries and Wages	66,042.00	-	66,042.00	-	60,000.00	6,042.00
Other Expenses	4,500.00	500.00	5,000.00	-	4,500.00	500.00
Office on Aging						
Salaries and Wages	17,334.28	-	17,334.28	-	-	17,334.28
Other Expenses	25,996.71	3,896.10	29,892.81	361.10	28,545.00	986.71
Office of Veteran's Affairs						
Salaries and Wages	28,279.95	-	28,279.95	-	25,000.00	3,279.95
Other Expenses	54,133.46	10,596.58	64,730.04	791.09	63,655.00	283.95
Office of Inclusion and Accessibility						
Salaries and Wages	41,307.14	-	41,307.14	-	40,000.00	1,307.14
Other Expenses	5,909.27	13,078.55	18,987.82	12,574.80	3,932.00	2,481.02
Division of Public Health						
Salaries and Wages	170,770.48	-	170,770.48	-	160,000.00	10,770.48
Other Expenses	78,564.86	109,143.74	187,708.60	89,245.16	98,015.01	448.43
Division of Mental Health & Addiction Services						
Salaries and Wages	146,214.00	-	146,214.00	-	140,000.00	6,214.00
Other Expenses	100.00	-	100.00	-	-	100.00
Diagnostic Shelter Program - Contractual						
Meadowview Psychiatric Hospital	5,000.00	70,183.00	75,183.00	70,183.00	5,000.00	-
Salaries and Wages						
305,349.90	-	305,349.90	7,331.20	295,000.00	3,018.70	
Other Expenses						
175,038.22	1,025,903.65	1,200,941.87	876,900.72	323,637.92	403.23	
Food and Kitchen Supplies						
119,620.03	246,193.10	365,813.13	236,550.64	129,000.00	262.49	
T.B. Chest Clinic						
Other Expenses	1,274.25	6,360.12	7,634.37	4,106.37	2,271.75	1,256.25
Aid to Handicapped Adults						
15,000.00	-	15,000.00	-	15,000.00	-	
Children's Center for Special Needs - Contractual						
-	50,633.89	50,633.89	21,022.21	29,611.68	-	
Aid to County Branch - NJ Association for Retarded Citizens						
3,000.00	21,078.80	24,078.80	4,492.12	16,586.68	3,000.00	
Visiting Homemaker Service - Child Abuse Services in Emergency						
-	5,700.00	5,700.00	-	5,700.00	-	
Maintenance of Patients in State Institutions for: Mental Disease N.J.S.A. 30:4-79						
29,419.04	6,980.10	36,399.14	34,367.60	-	2,031.54	
Project C.A.A.R.E.						
2,715.05	474,270.50	476,985.55	295,893.34	160,325.85	20,766.36	
DEPARTMENT OF FAMILY SERVICES						
County Welfare Agency						
Salaries and Wages	767,460.27	-	767,460.27	689,158.45	76,000.00	2,301.82
Other Expenses	382,281.02	813,960.33	1,196,241.35	714,395.07	463,543.14	18,303.14
Director of Family Services						
Salaries and Wages	10,438.81	-	10,438.81	-	-	10,438.81
Other Expenses	65,064.28	63,339.57	128,403.85	39,603.68	75,117.54	13,682.63
Office of Workforce Development						
Salaries and Wages	41,109.90	-	41,109.90	(63,750.00)	-	104,859.90
Other Expenses	37,737.00	4,193.00	41,930.00	37,005.00	4,193.00	732.00
County Assistance Programs						
27,259.00	-	27,259.00	3,000.00	-	24,259.00	
CORRECTIONS AND REHABILITATION						
Adult Correctional Center						
Salaries and Wages	1,092,258.35	-	1,092,258.35	(1,602.74)	1,093,000.00	861.09
Other Expenses	209,852.99	4,361,421.43	4,571,274.42	3,582,432.97	988,248.00	593.45
Food and Kitchen Supplies						
129,842.83	746,000.00	875,842.83	636,824.51	239,000.00	18.32	
Municipal Authorities and Utilities						
703,006.93	246,735.00	949,741.93	30,708.81	919,000.00	33.12	
EDUCATION						
Superintendent of Schools						
Salaries and Wages	17,020.74	-	17,020.74	-	-	17,020.74
Other Expenses	5,988.31	9,865.60	15,853.91	7,855.86	2,000.00	5,998.05
Hudson County Community College						
0.50	-	0.50	-	-	0.50	
Reimbursements for Residents Attending Out of County Two Year Colleges (NJSA 18A:64A-23)						
87,479.26	-	87,479.26	17,686.24	-	69,793.02	

SCHEDULE OF 2022 APPROPRIATION RESERVES

	Balance: December 31, 2022		Budget After Transfer	Paid or Charged	Contracts and Commitments	Balance Lapsed
	Reserved	Encumbered				
HOUSING AND COMMUNITY REINTEGRATION						
Division of Housing and Community Development						
Salaries and Wages	\$ 38,920.97	\$ -	\$ 38,920.97	\$ -	\$ -	\$ 38,920.97
Other Expenses	524,041.66	216,181.46	740,223.12	18,716.75	720,990.79	515.58
Office of Social Services						
Salaries and Wages	50,000.00	-	50,000.00	-	-	50,000.00
Other Expenses	285,730.34	75,146.07	360,876.41	8,315.77	352,496.51	64.13
Director of Housing & Community Reintegration						
Salaries and Wages	11,826.00	-	11,826.00	-	-	11,826.00
Other Expenses	1,009.49	15,204.64	16,214.13	12,575.51	2,905.60	733.02
Division of Community Reintegration						
Salaries and Wages	110,635.70	-	110,635.70	(55,304.00)	-	165,939.70
Other Expenses	3,503.78	50,049.31	53,553.09	22,576.07	30,455.00	522.02
UNCLASSIFIED						
Administration of Debt Service	206,653.60	39,000.00	245,653.60	4,762.50	240,000.00	891.10
Ethics Board						
Salaries and Wages	48.08	-	48.08	-	-	48.08
Other Expenses	12,000.00	-	12,000.00	-	12,000.00	-
Volunteer Fire Co. Instructions						
N.J.S.A. 40-23-89	2,000.00	-	2,000.00	2,000.00	-	-
Advertisements and Announcements	57,834.21	-	57,834.21	-	57,000.00	834.21
Prior Years Bills:						
90 Forrest Associates - 2021	266.54	-	266.54	-	-	266.54
Worldwide Educating Services Inc. - 2020	-	5,200.00	5,200.00	-	5,200.00	-
PUBLIC AND PRIVATE PROGRAMS OFFSET BY REVENUES						
Matching Funds for Grants	75,000.00	-	75,000.00	-	-	75,000.00
CONTINGENT	15,000.00	-	15,000.00	-	-	15,000.00
CAPITAL IMPROVEMENTS						
Sheriff's Office Radio and Dispatch						
System Upgrade - ARP	40,454.78	5,068,451.77	5,108,906.55	4,874,389.47	234,517.08	0.00
Construction of Duncan Ave County Garage						
Architecture and Consulting - ARP	3,000,000.00	-	3,000,000.00	-	3,000,000.00	-
Sheriff's Office 911 System -ARP	49,781.86	350,218.14	400,000.00	-	400,000.00	-
Superintendent Of Elections						
Voting Machines-ARP	861,552.27	4,124,272.23	4,985,824.50	4,124,272.23	861,552.27	-
Demo. of Public Safety Building-ARP	957,650.00	42,350.00	1,000,000.00	39,166.61	960,833.39	-
Brennan Courthouse Roof Restore-ARP	3,142,393.00	257,607.00	3,400,000.00	182,187.00	3,217,813.00	-
Emergency Blue Light Phones in County Parks-ARP	483,240.00	916,760.00	1,400,000.00	430,664.00	969,336.00	-
DEFERRED CHARGES AND STATUTORY EXPENDITURES						
Statutory Expenditures						
Contribution To:						
Public Employee Retirement System	\$ 0.82	\$ -	\$ 0.82	\$ -	\$ -	\$ 0.82
Social Security System	42,185.55	-	42,185.55	-	-	42,185.55
Police and Fire Retirement System	0.79	-	0.79	-	-	0.79
Deferred Contribution Retirement Plan	27,994.73	-	27,994.73	-	-	27,994.73
N.J. State Disability Insurance	58,530.34	-	108,530.34	91,942.40	-	16,587.94
Unemployment Compensation Insurance	300,000.00	-	300,000.00	-	300,000.00	-
Consolidated Police & Fire Pension	7,094.69	-	7,094.69	-	-	7,094.69
Court Attendant Pension Fund	93,227.42	-	93,227.42	20,602.51	-	72,624.91
Non-Contributory County Pension	363,807.60	-	363,807.60	188,497.67	-	175,309.93
Veterans Pension Fund	100.00	-	100.00	-	-	100.00
	<u>\$ 26,986,287.05</u>	<u>\$ 30,796,184.43</u>	<u>\$ 57,782,471.48</u>	<u>\$ 26,047,480.34</u>	<u>\$ 28,863,724.07</u>	<u>\$ 2,871,267.07</u>
Ref.	A	A-19		A-4	A-12	A-1

COUNTY OF HUDSON
CURRENT FUND
FOR THE YEAR ENDED DECEMBER 31, 2023
SCHEDULE OF CONTRACTS AND COMMITMENTS PAYABLE

Budget Year End Dec. 31,	Balance December 31, 2022	Increased by:				Decreased by:				Balance December 31, 2023	
		Encumbered Non-Expense Payables	Appropriation Reserves	Interfund Reimbursement	Current Budget Appropriations	Reclassification	Disbursements	Cancelled to Operations	Encumbered Non-Expense Payables		Encumbered Contracts
Other Commitments											
2016	\$ 1,016.05	\$ -	\$ -	\$ -	\$ -	\$ -	\$ -	\$ -	\$ -	\$ -	\$ 1,016.05
2017	5.46	-	-	-	-	-	-	-	-	-	5.46
2021	119,995.08	-	-	-	-	-	-	-	-	-	119,995.08
2022	102,447.00	-	-	-	-	-	-	-	-	-	102,447.00
2023	-	-	-	104,083.66	-	-	-	-	-	-	104,083.66
Accounts Payable on Non-Expense Accounts											
2011	-	43,680.00	-	-	-	-	-	43,680.00	-	-	-
2015	-	7,240.99	-	-	-	-	-	7,240.99	-	-	-
2017	-	114,552.95	-	-	-	(99,634.68)	-	14,918.27	-	-	-
2020	-	11,178.52	-	-	-	-	-	11,178.52	-	-	-
2021	-	56,434.00	-	-	-	-	-	56,434.00	-	-	-
2022	-	563,544.37	-	-	-	266.20	-	563,810.57	-	-	-
2022	-	29,168.79	-	-	-	-	-	29,168.79	-	-	-
Accounts Payable on Expense Accounts											
2009	19,560.06	-	-	-	-	-	-	-	-	-	19,560.06
2011	1,279,250.26	-	-	-	-	(0.60)	-	330,487.73	-	-	948,761.93
2012	105,615.58	-	-	-	-	-	-	-	18,898.62	-	105,615.58
2013	1,457,416.66	-	-	-	-	-	-	-	-	-	1,457,416.66
2014	2,207,251.79	-	-	-	-	-	-	-	-	-	2,207,251.79
2015	1,444,235.22	-	-	-	-	-	-	-	406.00	-	1,444,235.22
2016	-	934.20	-	-	-	-	-	-	934.20	-	-
2017-2018	12,195,453.83	-	-	-	-	-	-	49,194.51	200,000.00	-	2,852,463.32
2019	-	-	-	-	-	-	-	-	-	40,858.19	-
2020	37,919,281.97	-	-	-	-	-	-	-	-	3,311.56	-
2021	21,220,955.53	-	-	21,081.15	-	325,496.73	-	798,851.09	17,165.00	19,529.11	20,440,325.09
2022	-	-	-	-	-	(226,127.65)	-	893,058.12	63,003.00	-	20,038,764.76
			28,863,724.07								28,863,724.07
Ref.	\$ 78,072,482.49	\$ 825,799.62	\$ 28,863,724.07	\$ 104,083.66	\$ (0.00)	\$ 1,741,103.72	\$ 271,602,233.54	\$ 280,168.00	\$ 83,937.68	\$ 78,705,665.73	A
		A-19	A-11	A-3		A-4	A-1	A-19	A-19		A

COUNTY OF HUDSON
CURRENT FUND

EXHIBIT A-13

FOR THE YEAR ENDED DECEMBER 31, 2023

SCHEDULE OF DUE TO STATE OF NEW JERSEY

	Balance: December 31, 2023	Increased by:		Reallocated	Decreased by:		Balance:
	Payable	Cash Receipts	Cash Disbursements		Cash Disbursements	December 31, 2023	
Division of Revenue: Realty Transfer Fees	\$ 963,583.60	\$ 29,493,176.35	\$ 29,725,215.95	\$ -	\$ 20,547,076.95	\$ 731,544.00	
Grantee Fees / 1% Excess	766,652.50	20,196,419.45	-	-	10,887,276.75	415,995.00	
New Jersey Extraordinary Aid Account	244,009.55	10,624,791.10	120,643.05	120,643.05	8,414,275.50	102,166.95	
NPNRF / Affordable Housing	417,079.30	8,510,810.65	-	(120,643.05)	1,338,230.00	392,971.40	
NJ Public Records Preservation Archive and Record Management Preservations	51,770.00	1,339,625.00	-	-	-	53,165.00	
	\$ 2,443,094.95	\$ 70,164,822.55	\$ 70,912,075.15	\$ -	\$ 70,912,075.15	\$ 1,695,842.35	
	A	A-4	A-4	A-4	A-4	A	
Ref.							

COUNTY OF HUDSON
CURRENT FUND
FOR THE YEAR ENDED DECEMBER 31, 2023

EXHIBIT A-14

SCHEDULE OF RESERVE FOR COUNTY COLLEGE (EFA) INTEREST

	<u>Ref.</u>	
Balance: December 31, 2023 and 2022	A	<u>\$ 33,652.40</u>

SCHEDULE OF RESERVE FOR FORFEITED BAIL

EXHIBIT A-15

	<u>Ref.</u>	
Balance: December 31, 2023 and 2022	A	<u>\$ 726,137.50</u>

COUNTY OF HUDSON
CURRENT FUND
FOR THE YEAR ENDED DECEMBER 31, 2023

EXHIBIT A-16

SCHEDULE OF RESERVE FOR TAX REBATE ON CAPITAL INVESTMENTS

	<u>Ref.</u>	
Balance: December 31, 2023 and 2022	A	<u>\$ 2,450,000.00</u>

SCHEDULE OF RESERVE FOR UNCLAIMED PROPERTY

EXHIBIT A-17

	<u>Ref.</u>	
Balance: December 31, 2023 and 2022	A	<u>\$ 312,890.09</u>

COUNTY OF HUDSON
 CURRENT FUND
 FOR THE YEAR ENDED DECEMBER 31, 2023

EXHIBIT A-18

SCHEDULE OF RESERVE FOR HUDSON COUNTY SCHOOLS OF TECHNOLOGY -
 SUMMER YOUTH PROGRAM

	<u>Ref.</u>	
Balance: December 31, 2023 and 2022	A	\$ <u>70,331.55</u>

SCHEDULE OF ENCUMBRANCES PAYABLE

EXHIBIT A-19

	<u>Ref.</u>		
Balance: December 31, 2022	A		\$ 31,705,921.73
Increased By:			
Current Budget Appropriations	A-3	\$ 18,823,357.47	
Encumbered Non-Expense Payables	A-12	280,168.00	
Encumbered Contracts	A-12	<u>83,937.68</u>	
			<u>19,187,463.15</u>
			50,893,384.88
Decreased By:			
Current Budget Appropriations	A-11	30,796,184.43	
Encumbered Non-Expense Payables	A-12	825,799.62	
Encumbered Contracts	A-12	<u>83,937.68</u>	
			<u>31,705,921.73</u>
Balance: December 31, 2023	A		<u>\$ 19,187,463.15</u>

COUNTY OF HUDSON
CURRENT FUND
FOR THE YEAR ENDED DECEMBER 31, 2023

SCHEDULE OF PREPAID REVENUES

	Balance December 31, 2022	Increased by:		Decreased by:		Balance December 31, 2023
		Cash Receipts	Added and Omitted Levy Advanced	Miscellaneous Revenues	Applied to Revenue Added and Omitted Tax	
Added and Omitted Tax Levy Town of Kearny	\$ 128,133.68	-	\$ 114,793.19	\$ -	\$ 128,133.68	\$ 114,793.19
Meadowview Campus- Treatment Leases	55,583.44	55,583.44	-	55,583.44	-	55,583.44
Maintenance of Federal Inmates Housing	-	30,622.49	-	-	-	30,622.49
Transportation	-	1,250,760.00	-	-	-	1,250,760.00
Division of Fire Safety LEA Rebates	249.60	249.60	-	249.60	-	249.60
State Lease of Court Space	18,846.00	11,313.58	-	18,846.00	-	11,313.58
	<u>\$ 202,812.72</u>	<u>\$ 1,348,529.11</u>	<u>\$ 114,793.19</u>	<u>\$ 74,679.04</u>	<u>\$ 128,133.68</u>	<u>\$ 1,463,322.30</u>
	A	A-4	A-8	A-2	A	A
Ref.						

COUNTY OF HUDSON
 CURRENT FUND
 FOR THE YEAR ENDED DECEMBER 31, 2023

EXHIBIT A-21

SCHEDULE OF RESERVE FOR COMPENSATED ABSENCES

	<u>Ref.</u>	
Balance: December 31, 2023 and 2022	A	\$ 10,960,818.69

SCHEDULE OF RESERVE FOR CONSUMER PROTECTION SETTLEMENTS

EXHIBIT A-22

	<u>Ref.</u>	
Balance: December 31, 2022		\$ -
Increased by:		
Cash Receipts	A-4	37,300.00
		<u>37,300.00</u>
Decreased by:		
Cash Disbursements	A-4	37,300.00
		<u>37,300.00</u>
Balance: December 31, 2023		\$ -

COUNTY OF HUDSON
 FEDERAL AND STATE GRANT FUND
 FOR THE YEAR ENDED DECEMBER 31, 2023

EXHIBIT A-23

SCHEDULE OF INTERFUNDS

	<u>Ref.</u>	<u>Total</u>	<u>Current Fund</u>	<u>General Capital Fund</u>
Increased by:				
Current Year Grant Awards Appropriated	A-25	\$ 73,390,062.50	\$ 73,390,062.50	\$ -
Local Matching of Current Year Grant Awar	A-25	188,060.00	188,060.00	-
Cash Disbursed	A-4	47,652,588.67	40,580,581.91	7,072,006.76
		<u>121,230,711.17</u>	<u>114,158,704.41</u>	<u>7,072,006.76</u>
Decreased by:				
Cash Received	A-4	2,557,151.68	2,557,151.68	-
Grant Awards Anticipated - Budget as Adop	A-24	26,126,198.04	26,126,198.04	-
Grant Awards Anticipated by NJSA 40A:4-8	A-24	47,263,864.46	47,263,864.46	-
Cancelled Grant Reserves	A-25	168,173.68	168,173.68	-
Grant Chargebacks	A-25	450,147.61	450,147.61	-
Anticipated as Current Fund Revenue	A-26	32,000,000.00	32,000,000.00	-
		<u>108,565,535.47</u>	<u>108,565,535.47</u>	<u>-</u>
Net Change in Interfunds		12,665,175.70	5,593,168.94	7,072,006.76
Balance: December 31, 2022				
Interfunds Receivable	C	<u>4,500.00</u>	<u>4,500.00</u>	<u>-</u>
Balance: December 31, 2023				
Interfunds Receivable	C	<u>\$ 12,669,675.70</u>	<u>\$ 5,597,668.94</u>	<u>\$ 7,072,006.76</u>

COUNTY OF HUDSON
FEDERAL AND STATE GRANT FUND
FOR THE YEAR ENDED DECEMBER 31, 2023

SCHEDULE OF FEDERAL AND STATE GRANTS RECEIVABLE

Budget Year	Balance December 31, 2022	Anticipated in Budget		Disbursements	Cash Receipts	Unappropriated Reserves Budgeted	Reallocated or Cancelled	Balance December 31, 2023
		As Adopted	As Added by 40A:4-87					
NJ Department of Health and Senior Services:								
Alliance to Prevent Alcohol and Drug Abuse								
2021	\$ 6.00	\$ -	\$ -	\$ -	\$ -	\$ -	\$ 6.00	\$ -
2022	270,478.00	-	-	-	74,892.71	-	-	195,585.29
2023	-	-	270,478.00	-	-	-	-	270,478.00
N.J. Department of Corrections								
Medication Assistance Treatment for Hudson County Correction and Rehabilitation								
2023	-	-	4,800,000.00	-	4,800,000.00	-	-	-
2023	-	-	12,300,000.00	-	12,300,000.00	-	-	-
County Reentry Coordinators (CRC) Program								
2023	-	-	100,000.00	-	100,000.00	-	-	-
NJ Transit Corporation								
Sr Citizens & Disabled Residents Transportation								
2013	18,042.90	-	-	-	-	-	18,042.90	-
2019	320.00	-	-	-	-	-	320.00	-
2022	114,673.34	-	-	-	114,673.34	-	-	-
2023	-	1,460,214.00	-	-	1,278,614.76	-	-	181,599.24
NJ Department of State								
NJ Council on Arts - Block Grant								
2017	1.00	-	-	-	-	-	1.00	-
2022	66,996.00	-	-	-	66,996.00	-	-	-
2023	-	335,000.00	-	-	268,000.00	-	-	67,000.00
NJ Destination Marketing Organization								
2022	126,000.00	-	-	-	126,000.00	-	-	-
2023	-	-	252,000.00	-	126,000.00	-	-	126,000.00
County History Partnership Program								
2017	5,500.00	-	-	-	-	-	5,500.00	-
2022	9,524.00	-	-	-	-	-	-	9,524.00
2023	-	95,233.00	-	-	80,949.00	-	-	14,284.00
Complete Count Commission (C3) County Grant Program								
2019	1,251.00	-	-	-	-	-	-	1,251.00

COUNTY OF HUDSON
FEDERAL AND STATE GRANT FUND
FOR THE YEAR ENDED DECEMBER 31, 2023

SCHEDULE OF FEDERAL AND STATE GRANTS RECEIVABLE

Budget Year	Balance December 31, 2022	Anticipated in Budget		Disbursements	Cash Receipts	Unappropriated Reserves Budgeted	Reallocated or Cancelled	Balance December 31, 2023
		As Adopted	As Added by 40A:4-87					
N.J. Board of Public Utilities								
Town Center Distributed Energy Resources								
Microgrid Incentive Program								
2021	\$ 92,135.80	\$ -	\$ -	\$ -	609.65	\$ -	\$ -	\$ 91,526.15
2022	300,000.00	-	-	-	-	-	-	300,000.00
NJ Department of Human Services								
Comprehensive Alcohol Services								
2015	214.67	-	-	-	-	-	214.67	-
2019	164,766.00	-	-	-	-	-	-	164,766.00
2020	277,945.00	-	-	-	-	-	-	277,945.00
2021	256,971.00	-	-	-	-	-	-	256,971.00
2022	914,749.00	-	-	-	458,730.00	-	456,019.00	-
2023	-	1,347,069.00	-	-	510,530.00	-	-	836,539.00
CWA PC Systems								
2018	75,163.64	-	-	-	-	-	-	75,163.64
2019	232,440.00	-	-	-	-	-	-	232,440.00
Medication Assisted Treatment Initiative (MAT)								
2022	671,023.00	-	-	-	671,023.00	-	-	-
2023	-	-	688,548.00	-	-	-	-	688,548.00
County Based Innovation Project Opioid								
2020	30.00	-	-	63,386.00	-	-	63,416.00	-
2021	-	-	-	51,448.00	-	-	51,448.00	-
2022	203,963.00	-	-	-	203,963.00	-	-	-
2023	-	-	203,963.00	-	67,988.00	-	-	135,975.00
NJ Department of Community Affairs								
Recreational Opportunities For Individuals with Disabilities								
2022	22,500.00	-	-	-	-	-	-	22,500.00
2023	-	35,000.00	-	-	-	-	-	35,000.00
New Jersey Historic Trust Preservation Fund								
2021	50,000.00	-	-	-	50,000.00	-	-	-
2023	-	-	75,000.00	-	75,000.00	-	-	-
LEAP Implementation Grant								
2022	250,000.00	-	-	-	-	-	-	250,000.00
Local Efficiency Achievement Program (LEAP) Challenge Grant								
2023	-	-	150,000.00	-	-	-	-	150,000.00

COUNTY OF HUDSON
FEDERAL AND STATE GRANT FUND
FOR THE YEAR ENDED DECEMBER 31, 2023

SCHEDULE OF FEDERAL AND STATE GRANTS RECEIVABLE

Budget Year	Balance December 31, 2022	Anticipated in Budget		Disbursements	Cash Receipts	Unappropriated Reserves Budgeted	Reallocated or Cancelled	Balance December 31, 2023
		As Adopted	As Added by 40A:4-87					
NJ Department of Community Affairs								
Data-Driven Decision Making: Organizational Enhancement Program								
2023	\$ -	\$ -	\$ 167,500.00	\$ -	\$ -	\$ -	\$ -	\$ 167,500.00
Hudson County Housing First Grant								
2021	503,542.06	-	-	-	501,619.46	-	1,922.60	-
2022	1,000,000.00	-	-	-	489,449.08	-	-	510,550.92
2023	-	-	1,000,000.00	-	-	-	-	1,000,000.00
Hudson County Housing First Re-Entry Pilot Program								
2021	3,287,898.27	-	-	-	2,743,907.87	-	-	543,990.40
2022	7,000,000.00	-	-	-	5,259,468.31	-	-	1,740,531.69
2023	-	-	7,000,000.00	-	-	-	-	7,000,000.00
NJ Department of Labor and Workforce Development								
Work First New Jersey								
2016	1,172,548.00	-	-	-	-	-	-	1,172,548.00
2017	431,953.23	-	-	-	-	-	-	431,953.23
2018	1,252,480.00	-	-	-	-	-	-	1,252,480.00
2019	1,110,380.00	-	-	-	-	-	-	1,110,380.00
2020	2,721,755.00	-	-	-	-	-	52,049.00	2,669,706.00
2021	3,021,162.00	-	-	115,019.00	1,411,182.00	-	-	1,724,999.00
2022	6,221,031.00	-	-	-	4,564,433.00	-	-	1,656,598.00
2023	-	-	4,025,985.00	-	-	-	-	4,025,985.00
Work First New Jersey - DOL Supplemental								
2018	250,000.00	-	-	-	-	-	-	250,000.00
2020	92,000.00	-	-	-	-	-	-	92,000.00
Workforce Development Partnership - Displaced Worker								
2020	24,962.80	-	-	-	-	-	-	24,962.80
2021	173,250.00	-	-	-	-	-	-	173,250.00
NJ Department of Law and Public Safety								
Juvenile Justice Commission - Partnership								
2022	284,983.52	-	-	-	257,167.69	-	27,815.83	-
2023	-	1,049,334.00	-	-	680,416.43	-	-	368,917.57
Community Programs - Clients of Family Court								
2017	6,931.60	-	-	-	-	-	6,931.60	-
2018	5,677.52	-	-	-	-	-	5,677.52	-
2020	20,808.07	-	-	-	-	-	20,808.07	-
2022	85,234.77	-	-	-	55,065.30	-	30,169.47	-
2023	-	307,803.00	-	-	196,340.96	-	-	111,462.04

COUNTY OF HUDSON
FEDERAL AND STATE GRANT FUND
FOR THE YEAR ENDED DECEMBER 31, 2023

SCHEDULE OF FEDERAL AND STATE GRANTS RECEIVABLE

Budget Year	Balance December 31, 2022	Anticipated in Budget		Disbursements	Cash Receipts	Unappropriated Reserves Budgeted	Reallocated or Cancelled	Balance December 31, 2023
		As Adopted	As Added by 40A:4-87					
NJ Department of Law and Public Safety (continued)								
Body Worn Camera - Sheriff								
2021	\$ 805,010.00	\$ -	\$ -	\$ -	\$ 101,491.75	\$ -	\$ -	\$ 703,518.25
Body Worn Camera - Prosecutor								
2021	213,990.00	-	-	-	213,990.00	-	-	-
Body Armor Replacement Grant								
2023	-	41,411.90	-	-	-	41,411.90	-	-
Insurance Fraud Reimbursement Program								
2022	107,510.00	-	-	-	107,509.50	-	-	0.50
2023	-	250,000.00	-	-	-	-	-	250,000.00
Juvenile Detention Alternatives Initiative								
2015	49,985.36	-	-	-	-	-	49,985.36	-
2016	14,963.31	-	-	-	-	-	14,963.31	-
2017	80,060.63	-	-	-	-	-	80,060.63	-
2018	6,605.32	-	-	-	-	-	6,605.32	-
2022	66,011.93	-	-	-	40,834.26	-	-	25,177.67
2023	-	60,000.00	-	-	26,034.78	-	-	33,965.22
Law Enforcement Officers Training and Equipment								
2023	-	8,896.00	-	-	8,896.00	-	-	-
NJ Department of Environmental Protection								
It Pays to Plug In: Electric Vehicle Workplace Charging Grant								
2020	6,000.00	-	-	-	-	-	-	6,000.00
Clean Communities Grant								
2023	-	22,013.46	-	-	22,013.46	-	-	-
NJ Forest Service Urban & Community Forestry Program (NJUCF) Stewardship Grant								
2023	-	-	15,000.00	-	-	-	-	15,000.00
NJ Department of Children and Families								
Youth Incentive Program								
2022	22,327.00	-	-	-	22,327.00	-	-	-
2023	-	-	47,669.00	-	27,797.00	-	-	19,872.00
Human Services Advisory Council								
2016	2.00	-	-	-	-	-	2.00	-
2020	4,477.00	-	-	-	-	-	(240.00)	4,717.00
2021	1,500.00	-	-	-	-	-	-	1,500.00
2022	27,276.00	-	-	-	27,036.00	-	240.00	-
2023	-	-	69,419.00	-	40,488.00	-	-	28,931.00

COUNTY OF HUDSON
FEDERAL AND STATE GRANT FUND
FOR THE YEAR ENDED DECEMBER 31, 2023
SCHEDULE OF FEDERAL AND STATE GRANTS RECEIVABLE

Budget Year	Balance December 31, 2022	As Adopted	Anticipated in Budget As Added by 40A:4-87	Disbursements	Cash Receipts	Unappropriated Reserves Budgeted	Reallocated or Cancelled	Balance December 31, 2023
NJ Department of Children and Families								
Child Advocacy Center – Multidisciplinary Team Fund								
2023	\$ -	\$ 225,806.00	\$ -	\$ -	\$ 225,806.00	\$ -	\$ -	\$ -
2023	-	-	205,593.00	-	205,593.00	-	-	-
NJ Promise 2.0 - Youth and Family Voice								
2022	5,000.00	-	-	-	5,000.00	-	-	-
N.J. Department of Treasury								
Public Safety Answering Point Upgrades and Consolidation								
2023	-	350,218.14	-	-	350,218.14	-	-	-
Governor's Council on Alcoholism and Drug Abuse								
Alliance to Prevent Alcoholism and Drug Abuse								
2022	76,508.00	-	-	-	11,641.00	-	-	64,867.00
2023	-	-	76,508.00	-	-	-	-	76,508.00
U.S. Department of Agriculture								
Green Communities Grant								
2014	3,000.00	-	-	-	-	-	3,000.00	-
GUSNIP Produce Prescription Grant Program								
2022	500,000.00	-	-	-	5,728.00	-	-	494,272.00
Seniors Farmers' Market Nutrition Program								
2023	-	14,649.00	-	-	12,376.00	-	-	2,273.00
U.S. Department of Housing and Urban Development:								
Lead based Paint Hazard Control								
2017	2,139,822.99	-	-	-	-	-	2,139,822.99	-
U.S. Department of Justice								
Victims of Crime Act Grant (VOCA)								
2022	411,155.41	-	-	-	236,720.63	-	174,434.78	-
2023	-	-	288,234.00	-	48,842.25	-	-	239,391.75
Victim and Witness Advocacy Fund Supplemental								
2017	71,390.61	-	-	-	-	-	-	71,390.61
Victim Witness Advocacy - STOP Violence Against Women Act Grant								
2022	71,951.00	-	-	-	71,949.18	-	1.82	-
2023	-	-	34,062.00	-	-	-	-	34,062.00

COUNTY OF HUDSON
FEDERAL AND STATE GRANT FUND
FOR THE YEAR ENDED DECEMBER 31, 2023

SCHEDULE OF FEDERAL AND STATE GRANTS RECEIVABLE

Budget Year	Balance December 31, 2022	Anticipated in Budget		Disbursements	Cash Receipts	Unappropriated Reserves Budgeted	Reallocated or Cancelled	Balance December 31, 2023
		As Adopted	As Added by 40A:4-87					
U.S. Department of Justice								
Hudson County SANE/SART Program								
2018	\$ 45,702.38	\$ -	\$ -	\$ -	\$ -	\$ -	\$ -	\$ 45,702.38
2021	5,172.66	-	-	-	5,172.66	-	-	-
2023	-	189,394.00	-	-	143,116.29	-	-	46,277.71
Missing Individual with Dementia & Disabilities (Kevin and Avonte's Law)								
2021	150,000.00	-	-	-	20,766.84	-	-	129,233.16
Stop School Violence Prevention								
2018	32,623.60	-	-	-	-	-	32,623.60	-
2022	857,911.00	-	-	-	-	-	-	857,911.00
Edward Byrne Memorial Justice Services								
2019	156,985.00	-	-	-	-	-	156,985.00	-
2021	249,231.00	-	-	-	-	-	-	249,231.00
2022	259,099.00	-	-	-	-	-	-	259,099.00
Edward Byrne Memorial Justice Assistant Grant Program (JAG)								
Multi-Jurisdictional Gang, Gun, Narcotics Task Force								
2022	2,760.71	-	-	-	-	-	2,760.71	-
2023	-	173,952.00	-	-	171,768.15	-	-	2,183.85
2023	-	115,892.00	155,858.00	-	271,750.00	-	-	-
Office of Juvenile Justice and Delinquency Prevention								
Addressing the Training Needs of Juvenile Prosecutors								
2021	6,227.32	-	-	-	-	-	-	6,227.32
Opioid Crisis Response Strategy								
2019	153,823.37	-	-	-	-	-	(182,694.65)	336,518.02
2023	-	-	1,600,000.00	-	-	-	-	1,600,000.00
DOJ Coronavirus Emergency Supplemental								
2020	58,008.00	-	-	-	10,350.00	-	47,658.00	-
Office of Victims of Crime								
National Crime Victims' Rights Week (NCVRRW)								
2023	-	4,903.43	-	-	3,300.00	-	-	1,603.43
US Department of Labor, Employment and Training Administration								
Workforce Investment Act								
2015	170,255.00	-	-	-	-	-	-	170,255.00
2020	342,039.00	-	-	-	-	-	(52,049.00)	394,088.00
2021	2,666,466.00	-	-	232,397.00	1,475,042.00	-	-	1,423,821.00
2022	5,302,805.00	-	-	-	1,283,911.00	-	61,584.00	3,957,310.00
2023	-	-	5,416,840.00	-	-	-	-	5,416,840.00
2021	20,069.00	-	-	-	-	-	-	20,069.00

COUNTY OF HUDSON
FEDERAL AND STATE GRANT FUND
FOR THE YEAR ENDED DECEMBER 31, 2023

SCHEDULE OF FEDERAL AND STATE GRANTS RECEIVABLE

Budget Year	Balance December 31, 2022	As Adopted	Anticipated in Budget As Added by 40A:4-87	Disbursements	Cash Receipts	Unappropriated Reserves Budgeted	Reallocated or Cancelled	Balance December 31, 2023
US Department of Labor, Employment and Training Administration								
WIOA Data Reporting and Analysis Allocation								
2022	\$ 25,942.00	\$ -	\$ -	\$ -	\$ 25,942.00	\$ -	\$ -	\$ -
2023	-	-	12,971.00	-	-	-	-	12,971.00
WIOA National Dislocated Worker Grants / WIA National Emergency Grants								
2020	249,423.00	-	-	-	-	-	-	249,423.00
(LEAP) Linking to Employment Activities Pre-Release								
2016	193,040.00	-	-	-	-	-	193,040.00	-
COVID-19 Relief Fund Workplace								
2020	157,525.00	-	-	-	-	-	-	157,525.00
U.S. Department of Transportation:								
Subregional Transportation Planning Grant								
2022	113,296.00	-	-	-	75,129.56	-	-	38,166.44
2023	-	-	113,296.00	-	-	-	-	113,296.00
Subregional Transportation Planning Grant - Supplemental								
2022	15,000.00	-	-	-	4,263.00	-	-	10,737.00
2023	-	-	15,000.00	-	-	-	-	15,000.00
Unified Planning Work Program								
2021	272,352.15	-	-	-	267,852.00	-	-	4,500.15
2023	-	-	300,000.00	-	-	-	-	300,000.00
Hudson County Safe Communities Program								
2022	29,145.28	-	-	-	-	-	29,145.28	-
2023	-	81,040.00	81,040.00	-	57,938.78	-	-	104,141.22
Pedestrian Safety, Education & Enforcement Fund - Pedestrian Safety Grant								
2015	14,668.30	-	-	-	-	-	14,668.30	-
2021	28,031.64	-	-	-	-	-	28,031.64	-
2022	60,000.00	-	-	-	33,011.45	-	26,988.55	-
2023	-	-	60,000.00	-	-	-	-	60,000.00
National Priority Safety Programs								
Highway Sustained Safety Grant								
2022	134,443.01	-	-	-	83,608.71	-	-	50,834.30
2023	-	-	169,200.00	-	-	-	-	169,200.00
Federal Highway Safety Grant								
2022	50,510.00	-	-	-	-	-	50,510.00	-
2023	-	48,620.00	38,180.00	-	12,515.61	-	-	74,284.39
Federal Transit Administration - Enhanced Mobility for Seniors and Persons with Disabilities Section 5310								
2023	-	-	175,000.00	-	175,000.00	-	-	-

COUNTY OF HUDSON
FEDERAL AND STATE GRANT FUND
FOR THE YEAR ENDED DECEMBER 31, 2023

SCHEDULE OF FEDERAL AND STATE GRANTS RECEIVABLE

Budget Year	Balance December 31, 2022	As Adopted	Anticipated in Budget As Added by 40A:4-87	Disbursements	Cash Receipts	Unappropriated Reserves Budgeted	Reallocated or Cancelled	Balance December 31, 2023
U.S. Department of Transportation:								
Federal Highway Administration								
Transportation Alternatives Set-Aside (TA Set-Aside) Program								
2023	\$ -	\$ 760,000.00	\$ -	\$ -	\$ -	\$ -	\$ -	\$ 760,000.00
Safe Streets and Roads for All (SS4A) Grant Program								
2023	-	480,000.00	-	-	-	-	-	480,000.00
U.S. Environmental Protection Agency								
Brownfields Assessment Pilot Grant								
2001	36,302.21	-	-	-	-	-	-	36,302.21
Brownfields Cleanup Revolving Loan								
2001	6,491.50	-	-	-	-	-	-	6,491.50
U.S. Department of Education								
Bipartisan Safer Communities Act								
2023	-	-	30,000.00	-	-	-	-	30,000.00
U.S. Department of Health and Human Services								
Tuberculosis Health Services Grant								
2022	238,587.00	-	-	-	238,587.00	-	-	-
2023	-	-	318,116.00	-	79,529.00	-	-	238,587.00
2022	113,026.00	-	-	-	111,556.00	-	1,470.00	-
2023	-	439,817.00	-	-	348,200.00	-	-	91,617.00
Area Plan Grant - Aging								
2017	306,701.00	-	-	-	-	-	306,701.00	-
2018	94,835.00	-	-	-	-	-	94,835.00	-
2019	161,607.00	-	-	-	-	-	-	161,607.00
2020	446,542.00	-	-	-	-	-	-	446,542.00
2021	873,419.00	-	-	-	-	-	(282,783.00)	1,156,202.00
2022	4,392,822.00	-	-	-	717,511.00	-	-	3,675,311.00
2023	-	4,692,663.00	3,589,416.00	-	5,024,474.00	-	-	3,257,605.00
Area Plan Grant - Aging and Disability Resource Center COVID-19 Response								
Aging Family First Corona FFCRA								
2020	-	-	-	233,401.00	-	-	233,401.00	-
2021	439,783.00	-	-	-	-	-	439,783.00	-
2022	1,556,163.00	-	-	-	206,857.00	-	-	1,349,306.00
2023	-	-	1,702,786.00	-	-	-	-	1,702,786.00
Medicare Improvements for Patients and Providers								
2017	2.00	-	-	-	-	-	2.00	-
State Health Insurance Assistance Program (SHIP)								
2022	18,586.00	-	-	-	18,586.00	-	-	-
2023	-	-	39,000.00	-	18,500.00	-	-	20,500.00

COUNTY OF HUDSON
FEDERAL AND STATE GRANT FUND
FOR THE YEAR ENDED DECEMBER 31, 2023

SCHEDULE OF FEDERAL AND STATE GRANTS RECEIVABLE

Budget Year	Balance December 31, 2022	Anticipated in Budget		Disbursements	Cash Receipts	Unappropriated Reserves Budgeted	Reallocated or Cancelled	Balance December 31, 2023
		As Adopted	As Added by 40A:4-87					
U.S. Department of Health and Human Services								
Social Services for the Homeless								
2020	\$ 414,571.00	\$ -	\$ -	\$ -	\$ -	\$ -	\$ 82,000.00	\$ 332,571.00
2021	158,000.00	-	-	-	-	-	158,000.00	-
Homeless & Family Shelter Strategy Program								
2019	177,094.00	-	-	-	-	-	-	177,094.00
2021	169,491.00	-	-	-	28,338.00	-	141,153.00	-
2022	1,724,339.00	-	-	-	1,658,221.00	-	(240,000.00)	306,118.00
2023	-	2,512,600.00	-	-	1,846,787.00	-	-	665,813.00
Work First New Jersey Program - DFD								
2016	118,971.00	-	-	-	-	-	-	118,971.00
2017	238,200.00	-	-	-	-	-	-	238,200.00
2018	160,000.00	-	-	-	-	-	-	160,000.00
2021	61,282.00	-	-	-	59,367.00	-	1,915.00	-
2022	40,178.00	-	-	-	40,178.00	-	-	-
2023	-	160,000.00	-	-	120,000.00	-	-	40,000.00
Ending the HIV Epidemic - Ryan White Parts A and B								
2021	633,766.87	-	-	-	-	-	-	633,766.87
2022	915,304.52	-	-	-	615,393.52	-	299,911.00	-
2023	-	2,000,000.00	-	-	474,833.81	-	-	1,525,166.19
Supportive Assistance to Individuals and Families								
2015	98.00	-	-	-	-	-	98.00	-
2016	290,205.00	-	-	-	-	-	290,205.00	-
2017	30,085.00	-	-	-	-	-	30,085.00	-
2020	101,151.00	-	-	-	-	-	101,151.00	-
2021	25,531.00	-	-	-	-	-	25,531.00	-
2022	756,583.00	-	-	28,494.00	754,217.00	-	30,860.00	-
2023	-	-	756,583.00	-	-	-	-	756,583.00
Supportive Assistance by Individual								
2020	-	-	-	44,831.00	-	-	44,831.00	-
HIV Emergency Relief Formula Grant								
2022	1,843,749.49	-	-	-	1,842,701.25	-	1,048.24	-
2023	-	2,833,178.00	-	-	1,962,359.60	-	-	870,818.40
Inclusive Healthy Communities								
2022	75,000.00	-	-	-	37,500.00	-	-	37,500.00
HIV Emergency Relief Supplemental Grant								
2022	1,513,288.84	-	-	-	1,512,778.02	-	510.82	-
2023	-	1,653,516.00	-	-	907,468.51	-	-	746,047.49
Minority Aids Interactive Program								
2022	317,272.77	-	-	-	317,272.77	-	-	-
2023	-	437,348.00	-	-	279,411.06	-	-	157,936.94

COUNTY OF HUDSON
FEDERAL AND STATE GRANT FUND
FOR THE YEAR ENDED DECEMBER 31, 2023

SCHEDULE OF FEDERAL AND STATE GRANTS RECEIVABLE

Budget Year	Balance December 31, 2022	Anticipated in Budget		Disbursements	Cash Receipts	Unappropriated Reserves Budgeted	Reallocated or Cancelled	Balance December 31, 2023
		As Adopted	As Added by 40A:4-87					
U.S. Department of Health and Human Services (continued)								
Operation Helping Hand Grant Program (Overdose Data to Action)								
2021	\$ 90,476.19	\$ -	\$ -	\$ -	\$ 90,476.19	\$ -	\$ -	\$ -
2022	123,809.50	-	-	-	123,809.50	-	-	-
2021	52,631.57	-	-	-	15,789.47	-	-	36,842.10
2022	50,000.00	-	-	-	50,000.00	-	-	-
HHC CARES Act Provider Relief MPH								
2020	528,463.24	-	-	-	-	-	-	528,463.24
U.S. Department of Homeland Security, Federal Emergency Management Agency (FEMA)								
State Homeland Security Grant								
2021	303,801.83	-	-	-	90,811.07	-	-	212,990.76
2022	471,856.99	-	-	-	-	-	-	471,856.99
2023	-	-	478,628.76	-	-	-	-	478,628.76
Urban Areas Security Initiative (UASI)								
2021	282,209.76	-	-	-	221,572.23	-	-	60,637.53
2022	270,000.00	-	-	-	-	-	-	270,000.00
2023	-	-	259,000.00	-	-	-	-	259,000.00
2022	45,000.00	-	-	-	-	-	-	45,000.00
2023	-	31,416.00	-	-	-	-	-	31,416.00
Emergency Management Assistance Funding								
2023	-	55,000.00	-	-	55,000.00	-	-	55,000.00
State Homeland Security Program (SHSP - Local Share)								
2018	23,205.00	-	-	-	-	-	23,205.00	0.00
2020	262,099.58	-	-	-	262,099.58	-	-	-
2020	116,055.78	-	-	-	116,055.78	-	-	-
Hazardous Materials Emergency Preparedness								
2023	-	21,000.00	-	-	-	-	-	21,000.00
Hazard Mitigation Assistance Grants								
2023	-	225,000.00	-	-	-	-	-	225,000.00
U.S. Department of Treasury								
COVID Relief Fund CRF (Coronavirus CARES Act)								
2023	-	835.52	-	-	-	835.52	-	-
American Rescue Plan (ARP) Coronavirus State and Local Fiscal Recovery Funds								
2023	-	3,245,300.43	-	-	-	3,245,300.43	-	-
2023	-	50,000.00	50,000.00	-	100,000.00	-	-	-
American Rescue Plan (ARP) Emergency Rental Assistance								
2021	-	-	-	87,031.28	-	-	-	87,031.28
2022	85,267.00	-	-	-	51,099.00	-	-	34,168.00

COUNTY OF HUDSON
FEDERAL AND STATE GRANT FUND
FOR THE YEAR ENDED DECEMBER 31, 2023

SCHEDULE OF FEDERAL AND STATE GRANTS RECEIVABLE

Budget Year	Balance December 31, 2022	As Adopted	Anticipated in Budget As Added by 40A:4-87	Disbursements	Cash Receipts	Unappropriated Reserves Budgeted	Reallocated or Cancelled	Balance December 31, 2023
Institute for Intergovernmental Research								
Building Bridges Between Jails and Community-Based Treatment for Opioid Use Disorder Demonstration Project								
IIR Building Bridges - Opioid Use								
2020	\$ 93,750.00	\$ -	\$ -	\$ -	\$ -	\$ -	\$ -	\$ 93,750.00
2023	-	137,075.16	178,578.70	-	198,313.49	117,340.37	-	-
National Opioid Settlement Fund								
National Endowment for the Arts								
Grants for Arts Projects Program								
2023	-	-	60,000.00	-	-	-	-	60,000.00
Munich Reinsurance Safety Grant Program								
Healthcare Safety and Risk Management Grant Program								
2023	-	-	14,412.00	-	-	-	-	14,412.00
Ref.	\$ 70,546,046.81	\$ 26,126,198.04	\$ 47,263,864.46	\$ 856,007.28	\$ 64,061,402.41	\$ 3,404,888.22	\$ 5,402,382.36	\$ 71,923,443.60
	A	A-23	A-23	A-4	A-4	A-26	A-25	A

COUNTY OF HUDSON
FEDERAL AND STATE GRANT FUND
FOR THE YEAR ENDED DECEMBER 31, 2023

SCHEDULE OF RESERVE FOR FEDERAL AND STATE GRANTS - APPROPRIATED

Budget Year	Balance: December 31, 2022		Current Year Awards	Local Match	Paid or Charged	Cancelled	Balance: December 31, 2023	
	Reserved	Encumbered					Encumbered	Reserved
NJ Department of Health and Senior Services								
Alliance to Prevent Alcohol & Drug Abuse								
2021	\$ -	\$ 6.00	-	-	\$ -	6.00	\$ -	-
2022	36,183.98	195,778.00	-	-	230,229.68	-	144.28	1,588.02
2023	-	-	270,478.00	-	-	-	200,478.00	70,000.00
N.J. Department of Corrections								
Medication Assistance Treatment for Substance Use Disorder in NJ County Jails								
2020	503,267.00	-	-	-	-	-	-	503,267.00
2021	552,820.53	-	-	-	41,314.14	-	-	511,506.39
2022	970,952.87	21,592.11	-	-	509,868.90	-	-	482,676.08
2023	-	-	688,548.00	-	15,100.21	-	-	673,447.79
Hudson County Correction and Rehabilitation								
2023	-	-	4,800,000.00	-	-	-	-	4,800,000.00
2023	-	-	12,300,000.00	-	-	-	-	12,300,000.00
County Reentry Coordinators (CRC) Program								
2023	-	-	100,000.00	-	100,000.00	-	-	-
N.J. Transit Corporation								
Senior Citizen & Disabled Resident Transportation Grant								
2013	9,390.52	-	-	-	-	9,390.52	-	-
2019	320.00	-	-	-	-	320.00	-	-
2021	90,312.49	-	-	-	90,312.49	-	-	-
2023	-	-	1,460,214.00	-	1,460,214.00	-	-	-
NJ Department of State								
Cultural and Heritage Program								
2009	12,000.00	-	-	-	-	12,000.00	-	-
2010	4,400.00	-	-	-	-	4,400.00	-	-
Local Arts Program								
2015	4,634.00	-	-	-	-	4,634.00	-	-
2017	6,983.25	-	-	-	-	6,983.25	-	-
2018	20.00	861.70	-	-	-	881.70	-	-
2020	314.36	10,637.64	-	-	-	10,952.00	-	-
2021	1,180.80	3,581.76	-	-	-	4,762.56	-	-
2022	-	83,744.94	-	-	-	-	1,615.93	0.00
2023	-	-	335,000.00	-	250,561.94	-	84,438.06	-
NJ Destination Marketing Organization								
2021	44.34	-	-	-	-	44.34	-	-
2022	163,771.78	23,250.91	-	-	187,022.69	-	-	(0.00)
2023	-	-	252,000.00	-	81,706.30	-	7,530.00	162,763.70

COUNTY OF HUDSON
FEDERAL AND STATE GRANT FUND
FOR THE YEAR ENDED DECEMBER 31, 2023

SCHEDULE OF RESERVE FOR FEDERAL AND STATE GRANTS - APPROPRIATED

Budget Year	Balance: December 31, 2022		Current Year Awards	Local Match	Paid or Charged	Cancelled	Balance: December 31, 2023	
	Reserved	Encumbered					Encumbered	Reserved
NJ Department of State (continued)								
County History Partnership Program								
2017	\$ 6,000.00	\$ 1,875.00	\$ -	\$ -	\$ -	7,875.00	\$ -	\$ -
2018	-	2,925.00	-	-	-	2,925.00	-	-
2020	-	3,267.26	-	-	-	3,267.26	-	-
2021	-	1,541.65	-	-	-	1,541.65	-	-
2022	-	22,772.12	-	-	-	-	-	-
2023	-	-	95,233.00	-	70,843.31	-	24,389.69	-
Complete Count Commission County								
2019	375.80	-	-	-	-	-	-	375.80
Hudson County & Immigration: The Story of America								
2021	2,576.66	650.00	-	-	3,226.66	-	-	-
N.J. Board of Public Utilities								
Town Center Distributed Energy Resources								
Microgrid Incentive Program								
2021	-	292,378.25	-	-	292,257.34	-	120.91	(0.00)
2022	300,000.00	-	-	-	-	-	212,089.33	87,910.67
Clean Energy Electric Vehicle Tourism Grant								
NJ Department of Human Services								
Social Services for the Homeless								
2020	86,730.40	86,958.68	-	-	-	-	86,958.68	86,730.40
County Based Innovation Project Optiod								
2020	98,222.75	510.00	-	-	35,317.00	63,415.75	-	(0.00)
2021	50,198.00	1,250.00	-	-	-	51,448.00	-	-
2022	203,963.00	-	-	-	203,963.00	-	-	-
2023	-	-	203,963.00	-	18,000.00	-	175,765.00	10,198.00
Comprehensive Alcoholism & Drug Abuse								
2015	2,657.80	-	-	-	-	2,657.80	-	-
2019	58,291.26	106,086.00	-	-	-	-	106,086.00	58,291.26
2020	2,671.77	276,705.31	-	-	-	-	276,705.31	2,671.77
2021	245,181.79	-	-	-	-	-	-	245,181.79
2022	77,411.67	480,455.03	-	-	101,848.41	456,018.29	-	0.00
2023	-	-	1,347,069.00	188,060.00	1,038,722.41	-	400,349.41	96,057.18
CWA PC Systems								
2018	101,020.38	-	-	-	-	-	-	101,020.38
2019	76,451.33	-	-	-	-	-	-	76,451.33
Open Space Plan Grant								
2012	1,135.62	1,199.00	-	-	-	-	1,199.00	1,135.62
Communication Access Service Grant								
2022	75,000.00	-	-	-	49,921.27	-	6,381.00	18,697.73

COUNTY OF HUDSON
FEDERAL AND STATE GRANT FUND
FOR THE YEAR ENDED DECEMBER 31, 2023

SCHEDULE OF RESERVE FOR FEDERAL AND STATE GRANTS - APPROPRIATED

Budget Year	Balance: December 31, 2022		Current Year Awards	Local Match	Paid or Charged	Cancelled	Balance: December 31, 2023	
	Reserved	Encumbered					Encumbered	Reserved
NJ Department of Community Affairs								
Recreational Opportunities For Individuals with Disabilities								
2021	\$ 300.00	\$ -	\$ -	\$ -	\$ -	\$ -	\$ -	\$ 300.00
2022	27,000.00	-	-	-	26,313.14	-	-	686.86
2023	-	-	35,000.00	-	5,440.00	-	29,560.00	-
Hudson County Housing First Grant								
2021	229,103.46	157,151.75	-	-	384,332.61	1,922.60	-	0.00
2022	631,481.81	368,518.19	-	-	477,643.18	-	410,491.99	111,864.83
2023	-	-	1,000,000.00	-	16,276.62	-	735,743.38	247,980.00
Hudson County Housing First Re-Entry Pilot Program								
2021	1,531,994.45	1,610,824.59	-	-	2,338,185.02	-	208,175.00	596,459.02
2022	3,500,000.00	2,947,535.00	-	-	5,069,001.22	-	1,191,110.96	187,422.82
2023	-	-	7,000,000.00	-	1,524,601.27	-	2,126,870.00	3,348,528.73
Preserve New Jersey Historic								
2021	-	50,000.00	-	-	50,000.00	-	-	-
LEAP Fellowship Grant								
2022	50,000.00	-	-	-	50,000.00	-	-	-
2023	-	-	75,000.00	-	34,551.74	-	-	40,448.26
LEAP Implementation Grant								
2022	250,000.00	-	-	-	-	-	-	250,000.00
Local Efficiency Achievement Program (LEAP) Challenge Grant								
2023	-	-	150,000.00	-	-	-	-	150,000.00
Data-Driven Decision Making: Organizational Enhancement Program								
2023	-	-	167,500.00	-	-	-	-	167,500.00
NJ Department of Labor and Workforce Development								
WorkFirst N.J.								
2016	2,246,270.43	1,021,878.90	-	-	-	-	1,021,878.90	2,246,270.43
2017	924,295.70	98,642.99	-	-	-	-	98,642.99	924,295.70
2018	330,292.53	1,130,423.00	-	-	-	-	1,130,423.00	330,292.53
2019	1,208,539.59	893,240.00	-	-	-	-	893,240.00	1,208,539.59
2020	440,425.15	1,305,844.00	-	-	-	-	1,305,844.00	456,426.65
2021	375,315.16	1,881,935.00	-	-	(16,001.50)	-	1,376,935.00	348,064.00
2022	4,046,637.42	1,803,700.00	-	-	532,251.16	-	1,328,483.00	217,714.29
2023	-	-	4,025,985.00	-	4,304,140.13	-	-	4,025,985.00
WorkFirst N.J. - DOL Supplemental								
2018	11,200.00	75,760.00	-	-	-	-	75,760.00	11,200.00
2020	-	52,049.00	-	-	-	-	52,049.00	-
Workforce Development Partnership - Displaced Worker								
2020	12,525.00	39.61	-	-	-	-	39.61	12,525.00
Workforce Development Partnership - Displaced Worker (Opportunity Partnership Training)								
2021	-	17,587.50	-	-	-	-	17,587.50	-

COUNTY OF HUDSON
FEDERAL AND STATE GRANT FUND
FOR THE YEAR ENDED DECEMBER 31, 2023

SCHEDULE OF RESERVE FOR FEDERAL AND STATE GRANTS - APPROPRIATED

Budget Year	Balance: December 31, 2022		Current Year Awards	Local Match	Paid or Charged	Cancelled	Balance: December 31, 2023	
	Reserved	Encumbered					Encumbered	Reserved
NJ Department of Law and Public Safety								
Juvenile Justice Commission Grant - Partnership								
2018	\$ 2,911.97	\$ -	\$ -	-	\$ -	2,911.97	\$ -	-
2022	-	177,459.55	-	-	149,643.72	27,815.83	-	-
2023	-	-	1,049,334.00	-	888,676.12	-	160,657.88	-
Community Program - Clients of Family Court								
2017	2,154.20	6,944.65	-	-	-	9,098.85	-	(0.00)
2018	549.99	5,677.52	-	-	-	6,227.51	-	-
2020	59.90	21,127.37	-	-	319.30	20,867.97	-	-
2022	17,725.35	51,503.40	-	-	39,059.27	30,169.48	-	-
2023	-	-	307,803.00	-	231,624.25	-	76,178.75	-
Body Armor Replacement Program								
2020	-	1,692.04	-	-	1,692.04	-	-	-
2021	3,190.03	22,290.88	-	-	23,014.33	-	2,466.58	-
2022	19,225.18	9,618.60	-	-	14,738.19	-	14,105.59	-
2023	-	-	41,411.90	-	5,334.55	-	33,283.53	2,793.82
Prosecutor Insurance Fraud Reimbursement Program								
2023	-	-	250,000.00	-	116,242.13	-	-	133,757.87
Body Worn Camera Grant - Sheriff								
2021	148,684.25	-	-	-	148,684.25	-	-	-
Juvenile Detention Alternatives Initiative								
2015	85,987.90	3,346.00	-	-	-	89,333.90	-	-
2016	61,417.55	-	-	-	-	61,417.55	-	-
2017	78,687.32	-	-	-	-	78,687.32	-	-
2018	5,745.51	265.75	-	-	-	6,011.26	-	(0.00)
2022	3,042.64	56,732.58	-	-	34,597.55	-	25,177.67	-
2023	-	-	60,000.00	-	40,513.51	-	19,486.49	-
Law Enforcement Officers Training and Equipment								
2022	2,231.00	-	-	-	-	-	-	2,231.00
2023	-	-	8,896.00	-	-	-	-	8,896.00
NJ Department of Environmental Protection								
It Pays to Plug In: Electric Vehicle Workplace Charging Grant								
2020	6,000.00	-	-	-	-	-	-	6,000.00
2022	19,580.22	-	-	-	19,580.22	-	-	-
2023	-	-	22,013.46	-	22,013.46	-	-	-
NJ Forest Service Urban & Community Forestry Program (NJUCF) Stewardship Grant								
2023	-	-	15,000.00	-	-	-	-	15,000.00

SCHEDULE OF RESERVE FOR FEDERAL AND STATE GRANTS - APPROPRIATED

Budget Year	Balance: December 31, 2022		Current Year Awards	Local Match	Paid or Charged	Cancelled	Balance: December 31, 2023	
	Reserved	Encumbered					Encumbered	Reserved
NJ Department of Children and Families								
Children's Interagency Coordinating Council								
2022	\$ 22,275.00	\$ -	\$ -	\$ -	\$ 22,275.00	\$ -	\$ -	\$ -
2023	-	-	47,669.00	-	23,835.00	-	-	23,834.00
Human Services Advisory Council								
2014	349.63	800.00	-	-	-	1,149.63	-	-
2016	559.42	13.09	-	-	-	572.51	-	(0.00)
2018	4,361.24	3,035.47	-	-	-	7,396.71	-	(0.00)
2020	1,261.16	-	-	-	-	-	-	1,261.16
2021	-	-	-	-	(1,500.00)	-	-	1,500.00
2022	19,482.90	-	-	-	19,482.90	-	-	-
2023	-	-	69,419.00	-	46,088.44	-	-	23,330.56
Child Advocacy Center Development								
2019	546,922.92	96.11	-	-	-	-	96.11	546,922.92
2020	5,207.74	45,955.49	-	-	28,810.62	-	16,982.38	5,370.23
Child Advocacy Center - Multidisciplinary Team Fund								
2023	-	-	225,806.00	-	18,607.66	-	4,304.23	202,894.11
2023	-	-	205,593.00	-	-	-	-	205,593.00
NJ Promise 2.0 - Youth and Family Voice								
2021	43.09	-	-	-	43.00	0.09	-	-
2022	5,000.00	-	-	-	5,000.00	-	-	-
N.J. Department of Military and Veteran Affairs								
NJ Homeless Veterans Grant Program								
2019	500.00	-	-	-	-	-	-	500.00
N.J. Department of Treasury								
Public Safety Answering Point Upgrades and Consolidation								
2023	-	-	350,218.14	-	350,218.14	-	-	-
Governor's Council on Alcoholism and Drug Abuse								
Alliance to Prevent Alcoholism and Drug Abuse								
2022	1,275.00	72,683.00	-	-	61,010.12	-	-	12,947.88
2023	-	-	76,508.00	-	-	-	72,683.00	3,825.00

COUNTY OF HUDSON
FEDERAL AND STATE GRANT FUND
FOR THE YEAR ENDED DECEMBER 31, 2023

SCHEDULE OF RESERVE FOR FEDERAL AND STATE GRANTS - APPROPRIATED

Budget Year	Balance: December 31, 2022		Current Year Awards	Local Match	Paid or Charged	Cancelled	Balance: December 31, 2023	
	Reserved	Encumbered					Encumbered	Reserved
U.S. Department of Agriculture								
Green Communities Grant								
2014	\$ 3,000.00	\$ -	\$ -	\$ -	\$ 3,000.00	\$ -	\$ -	\$ -
GUSNIP Produce Prescription Grant Program								
2022	498,487.24	1,512.76	-	-	15,979.18	-	41,629.00	442,391.82
Seniors Farmers' Market Nutrition Program								
2023	-	-	14,649.00	-	6,692.09	-	7,953.90	3.01
U.S. Department of Housing and Urban Development								
Lead based Paint Hazard Control								
2017	2,139,823.00	-	-	-	2,139,823.00	-	-	-
U.S. Department of Justice								
Crime Victims Assistance Program								
2022	307,839.51	38,366.82	-	-	171,771.55	174,434.78	-	0.00
2023	-	-	288,234.00	-	117,221.40	-	-	171,012.60
VOCA Supplemental								
2017	93,928.50	-	-	-	-	-	-	93,928.50
Victim Witness Advocacy - STOP Violence Against Women Act Grant								
2022	1.82	25,799.00	-	-	25,799.00	1.82	-	-
2023	-	-	34,062.00	-	-	-	-	34,062.00
Hudson County SANE/SART Program								
2018	27,522.61	-	-	-	-	-	-	27,522.61
2023	-	-	189,394.00	-	143,116.29	-	-	46,277.71
Missing Individual with Dementia & Disabilities								
2021	133,500.00	16,500.00	-	-	21,166.74	-	14,249.55	114,583.71
Training Needs of Juvenile Prosecutors								
2021	13,560.00	290.00	-	-	13,850.00	-	-	-
Stop School Violence								
2018	6,913.95	-	-	-	6,913.95	-	-	-
2022	829,505.69	-	-	-	166,921.13	-	144,600.00	517,984.56
Edward Byrne Memorial Justice Services Grant								
2021	249,231.00	-	-	-	-	-	249,231.00	-
2022	259,099.00	-	-	-	-	-	259,099.00	-
Opioid Crisis Response Strategy								
2019	133,989.51	169,106.41	-	-	293,230.74	-	1,052.24	8,812.94
2023	-	-	1,600,000.00	-	16,417.58	-	25.00	1,583,557.42
Edward Byrne Memorial Justice Assistant Grant Program (JAG)								
Multi-Jurisdictional Gang, Gun, Narcotics Task Force								
2022	2,760.71	-	-	-	2,760.71	-	-	-
2023	-	-	173,952.00	-	171,768.15	-	-	2,183.85
2023	-	-	271,750.00	-	271,750.00	-	-	-

SCHEDULE OF RESERVE FOR FEDERAL AND STATE GRANTS - APPROPRIATED

Budget Year	Balance: December 31, 2022		Current Year Awards	Local Match	Paid or Charged	Cancelled	Balance: December 31, 2023	
	Reserved	Encumbered					Encumbered	Reserved
U.S. Department of Justice (continued)								
DOJ Coronavirus Emergency Supplemental								
2020	\$ 38,673.60	\$ 8,984.40	\$ -	\$ -	\$ 47,658.00	\$ -	\$ -	(0.00)
Training Needs of Juvenile Prosecutors								
2021	6,227.32	-	-	-	793.53	-	-	5,433.79
Office of Victims of Crime								
National Crime Victims' Rights Week (NCVRW)								
2023	-	-	4,903.43	-	3,300.00	-	-	1,603.43
US Department of Labor, Employment and Training Administration								
Workforce Investment Act								
2015	253,805.00	4,262.00	-	-	-	-	4,262.00	253,805.00
2020	-	447,317.00	-	-	-	-	447,317.00	-
2021	403,888.00	2,370,580.00	-	-	1,312,891.47	-	1,159,308.38	302,268.15
2022	5,302,805.00	-	-	-	1,285,721.05	61,584.00	3,329,617.00	625,882.95
2023	-	-	5,416,840.00	-	-	-	-	5,416,840.00
Workforce Investment Act - Additional								
2021	-	20,070.00	-	-	-	-	20,070.00	-
(LEAP) Linking to Employment Activities Pre-Release Specialized American Job Centers (AJCS)								
2016	-	192,560.00	-	-	(480.00)	193,040.00	-	-
WIOA National Dislocated Worker Grants / WIA National Emergency Grants								
2020	-	367,273.31	-	-	109,704.50	-	257,568.81	-
WIOA Data Reporting and Analysis Allocation								
2021	-	12,971.00	-	-	12,971.00	-	-	-
2022	25,942.00	-	-	-	25,942.00	-	-	-
2023	-	-	12,971.00	-	-	-	-	12,971.00
COVID-19 Relief Fund Workplace								
2020	-	157,525.00	-	-	-	-	157,525.00	-
U.S. Department of Transportation								
Subregional Transportation Planning Grant								
2022	84,884.24	-	-	-	46,717.80	-	-	38,166.44
2023	-	-	113,296.00	-	76,876.77	-	-	36,419.23
Subregional Internship Program								
2022	15,000.00	-	-	-	4,263.00	-	-	10,737.00
2023	-	-	15,000.00	-	5,481.00	-	-	9,519.00
Unified Planning Work Program								
2021	3,000.00	85,414.38	-	-	83,914.23	-	-	4,500.15
2023	-	-	300,000.00	-	-	-	-	300,000.00
Hudson County Safe Communities Program								
2022	-	29,145.28	-	-	29,145.28	-	-	-
2023	-	-	162,080.00	-	57,918.78	-	23,121.22	81,040.00

COUNTY OF HUDSON
FEDERAL AND STATE GRANT FUND
FOR THE YEAR ENDED DECEMBER 31, 2023

SCHEDULE OF RESERVE FOR FEDERAL AND STATE GRANTS - APPROPRIATED

Budget Year	Balance: December 31, 2022		Current Year Awards	Local Match	Paid or Charged	Cancelled	Balance: December 31, 2023	
	Reserved	Encumbered					Encumbered	Reserved
U.S. Department of Transportation (continued)								
Pedestrian Safety, Education & Enforcement Fund - Pedestrian Safety Grant								
2015	\$ 10,107.64	\$ -	\$ -	\$ -	\$ 10,107.64	\$ -	\$ -	\$ -
2021	27,924.04	-	-	-	28,031.64	-	-	-
2022	59,179.92	-	-	-	32,191.37	-	-	-
2023	-	-	60,000.00	-	515.20	-	-	59,484.80
National Priority Safety Programs								
Highway Sustained Safety Grant								
2022	113,501.14	-	-	-	62,666.84	-	-	50,834.30
2023	-	-	169,200.00	-	-	-	-	169,200.00
Federal Highway Safety Grant								
2022	50,510.00	-	-	-	50,510.00	-	-	-
2023	-	-	86,800.00	-	12,515.61	-	-	74,284.39
Federal Transit Administration -								
Enhanced Mobility for Seniors and Persons with Disabilities Section 5310								
2023	-	-	175,000.00	-	175,000.00	-	-	-
Federal Highway Administration								
Transportation Alternatives Set-Aside (TA Set-Aside) Program								
2023	-	-	760,000.00	-	-	-	-	760,000.00
Safe Streets and Roads for All (SS4A) Grant Program								
2023	-	-	480,000.00	-	-	-	-	480,000.00
U.S. Environmental Protection Agency								
Brownfields Redevelopment Project								
2001	49,219.91	-	-	-	-	-	-	49,219.91
U.S. Department of Energy								
Solar Panels on County Facilities								
2010	500,000.00	-	-	-	-	-	-	500,000.00
U.S. Department of Health and Human Services								
Area Plan Grant - Aging								
2017	58,518.76	119,657.04	-	-	178,175.80	-	-	-
2018	41,735.77	192,122.15	-	-	233,857.92	-	-	(0.00)
2019	106,773.79	189,340.83	-	-	-	189,340.83	-	106,773.79
2020	177,158.82	1,223,640.22	-	-	-	1,223,640.22	-	177,158.82
2021	140,725.48	1,800,526.39	-	-	-	1,730,677.62	-	140,725.48
2022	187,718.55	3,147,400.97	-	-	-	1,378,781.16	-	185,415.01
2023	-	-	8,282,079.00	-	5,200,869.25	-	2,951,363.10	129,846.65
Medicare Improvements for Patients and Providers								
2017	-	-	-	-	370.91	-	-	-

COUNTY OF HUDSON
FEDERAL AND STATE GRANT FUND
FOR THE YEAR ENDED DECEMBER 31, 2023

SCHEDULE OF RESERVE FOR FEDERAL AND STATE GRANTS - APPROPRIATED

Budget Year	Balance: December 31, 2022		Current Year Awards	Local Match	Paid or Charged	Cancelled	Balance: December 31, 2023	
	Reserved	Encumbered					Encumbered	Reserved
U.S. Department of Health and Human Services (continued)								
Bipartisan Safer Communities Act								
2023	\$ -	\$ -	\$ 30,000.00	\$ -	\$ -	\$ -	\$ -	\$ 30,000.00
2022	159,058.00	-	-	-	-	-	-	-
2023	-	-	318,116.00	-	-	-	-	159,058.00
Tuberculosis Health Services - Federal								
2022	50,000.00	-	-	-	48,530.00	1,470.00	-	-
2023	-	-	439,817.00	-	412,960.04	-	-	26,856.96
State Health Insurance Assistance & Program (SHIP)								
2022	8,678.63	1,176.95	-	-	9,855.58	-	-	(0.00)
2023	-	-	39,000.00	-	27,750.00	-	1,003.71	10,246.29
Temporary Assistance for Needy Families (TANF) - Social Services for the Homeless Program								
2015	4,663.00	-	-	-	-	4,663.00	-	-
2019	29,985.13	-	-	-	-	-	-	29,985.13
2021	141,153.86	-	-	-	-	141,153.86	-	-
2022	134,054.91	369,793.89	-	-	289,513.48	-	-	214,335.32
2023	-	-	2,512,600.00	-	2,285,473.48	-	114,495.73	112,630.79
Temporary Assistance for Needy Families (TANF) - Transportation and TIP Program								
2016	241,519.98	-	-	-	-	-	-	241,519.98
2017	150,153.90	-	-	-	-	-	-	150,153.90
2018	3,434.42	-	-	-	-	-	-	3,434.42
2019	3,029.76	-	-	-	-	-	-	3,029.76
2020	107,606.48	-	-	-	-	-	-	107,606.48
2021	96,911.39	-	-	-	94,996.25	1,915.14	-	-
2022	22,579.19	-	-	-	22,579.19	-	-	-
2023	-	-	160,000.00	-	134,824.13	-	-	25,175.87
Ending the HIV Epidemic - Ryan White Parts A and B								
2021	633,766.88	-	-	-	-	-	-	633,766.88
2022	83,230.16	631,820.53	-	-	415,139.69	299,911.00	-	-
2023	-	-	2,000,000.00	-	480,206.95	-	788,069.40	731,723.65
Supportive Assistance to Individuals and Families								
2015	758,155.64	-	-	-	756,485.00	1,670.64	-	-
2016	756,583.00	-	-	-	466,378.00	290,205.00	-	-
2017	253,786.00	-	-	-	223,699.32	30,086.68	-	-
2018	306,226.72	-	-	-	306,226.72	-	-	-
2019	-	-	-	-	(5,227.56)	5,227.56	-	-
2020	326,228.23	-	-	-	230,304.79	95,923.44	-	-
2021	103,859.32	-	-	-	78,326.98	25,532.34	-	-
2022	646,713.26	-	-	-	615,853.04	30,860.22	-	-
2023	-	-	756,583.00	-	112,405.37	-	-	644,177.63

COUNTY OF HUDSON
FEDERAL AND STATE GRANT FUND
FOR THE YEAR ENDED DECEMBER 31, 2023

SCHEDULE OF RESERVE FOR FEDERAL AND STATE GRANTS - APPROPRIATED

Budget Year	Balance: December 31, 2022		Current Year Awards	Local Match	Paid or Charged	Cancelled	Balance: December 31, 2023	
	Reserved	Encumbered					Encumbered	Reserved
U.S. Department of Health and Human Services (continued)								
Supportive Assistance by Individual								
2020	\$ 370,343.52	\$ -	\$ -	\$ -	\$ 44,830.36	\$ -	\$ -	\$ -
HIV/ Emergency Relief Formula Grant								
2022	17,899.78	1,193,121.46	-	-	1,048.24	-	-	-
2023	-	-	2,833,178.00	-	-	-	822,661.87	44,695.64
HIV/ Emergency Relief Supplemental Grant								
2022	21,036.00	1,156,174.86	-	-	510.82	-	-	-
2023	-	-	1,653,516.00	-	-	-	746,047.49	-
Minority Aids Interactive Program								
2022	-	171,958.19	-	-	-	-	-	-
2023	-	-	437,348.00	-	-	-	157,936.94	-
HHC CARES Act Provider Relief MPH								
2020	528,463.24	-	-	-	-	-	-	528,463.24
Area Plan Grant - Aging and Disability Resource Center COVID-19 Response								
Aging Family First Corona FFCRA								
2020	41.39	294,649.51	-	-	233,401.38	-	-	-
2021	157,000.00	84,629.17	-	-	157,000.75	-	-	0.00
2022	1,556,163.00	-	-	-	-	-	1,384,493.31	78,610.00
2023	-	-	1,702,786.00	-	3,457.37	-	1,456,201.63	243,127.00
HHC CARES Act Provider Relief MPH								
2020	147,619.00	-	-	-	-	-	-	-
Operation Helping Hand								
2021	52,631.57	-	-	-	15,789.47	-	-	36,842.10
2022	50,000.00	-	-	-	50,000.00	-	-	-
2021	82,281.86	-	-	-	82,281.86	-	-	-
2022	123,740.50	69.00	-	-	123,740.50	-	69.00	-
Inclusive Healthy Communities								
2021	0.47	-	-	-	-	-	-	0.47
2022	143,721.55	-	-	-	135,205.43	-	8,516.12	-
U.S. Department of Homeland Security, Federal Emergency Management Agency (FEMA)								
Homeland Security Grant								
2020	6,161.87	87,550.40	-	-	-	-	-	(0.00)
2021	286,957.91	16,843.94	-	-	93,712.27	-	82,445.79	106,049.57
2022	471,856.99	-	-	-	115,306.49	-	178,661.94	148,124.50
2023	-	-	478,628.76	-	145,070.55	-	249,651.53	228,977.23
Urban Areas Security Initiative								
2021	185,227.46	80,944.00	-	-	219,681.19	-	42,440.59	4,049.68
2022	270,000.00	-	-	-	81,278.31	-	39,748.50	148,973.19
2023	-	-	259,000.00	-	-	-	-	259,000.00
2022	45,000.00	-	-	-	-	-	-	45,000.00
2023	-	-	31,416.00	-	-	-	-	31,416.00

COUNTY OF HUDSON
FEDERAL AND STATE GRANT FUND
FOR THE YEAR ENDED DECEMBER 31, 2023

SCHEDULE OF RESERVE FOR FEDERAL AND STATE GRANTS - APPROPRIATED

Budget Year	Balance: December 31, 2022		Current Year Awards	Local Match	Paid or Charged	Cancelled	Balance: December 31, 2023	
	Reserved	Encumbered					Encumbered	Reserved
U.S. Department of Homeland Security,								
Federal Emergency Management Agency (FEMA) (continued)								
Emergency Management Assistant Funding								
2023	\$ -	\$ -	\$ 110,000.00	\$ -	\$ 82,500.00	\$ -	\$ -	\$ 27,500.00
State Homeland Security Program (SHSP - Local Share)								
2018	23,554.96	-	-	-	-	23,554.96	-	-
2020	26,472.45	227,221.48	-	-	253,693.93	-	-	-
Hazardous Materials Emergency Preparedness								
2023	-	-	21,000.00	-	-	-	-	21,000.00
Hazard Mitigation Assistance Grants								
2023	-	-	225,000.00	-	-	-	-	225,000.00
U.S. Department of Treasury								
Coronavirus CARES Act								
2021	-	6,289.18	-	-	6,289.18	-	-	-
2023	-	-	835.52	-	835.52	-	-	-
CARES Act Emergency Rental Assistance								
2021	309,014.35	237.68	-	-	(66,907.32)	-	-	376,159.35
US Treasury American Rescue Plan Act								
2021	25,988,730.46	8,737,696.33	-	-	10,605,070.61	-	13,478,476.30	10,642,879.88
2022	3,664,427.55	4,555,858.76	-	-	4,583,780.15	-	3,538,742.30	97,763.86
2023	-	-	3,245,300.43	-	-	-	-	3,245,300.43
2023	-	-	100,000.00	-	-	-	-	100,000.00
ARP - Emergency Rental Assistance 2								
2021	1,180.05	18,193.89	-	-	19,373.94	-	-	0.00
2022	10,580,143.71	-	-	-	8,298,104.45	-	461,970.29	1,820,068.97
ARP - NJ American Rescue Plan								
2022	86,142.00	16,358.00	-	-	37,832.00	-	-	64,668.00
Institute for Intergovernmental Research								
Building Bridges Between Jails and Community-Based Treatment for Opioid Use Disorder Demonstration Project								
2020	93,750.00	-	-	-	-	-	-	93,750.00
Center for Tech and Life								
Safe and Secure Election Administration								
2020	389,703.46	1,822.50	-	-	-	-	1,822.50	389,703.46
Kessler Foundation								
Community Employment Grant -								
Hudson County Project SEARCH - Pilot								
2017	144.35	400.00	-	-	-	544.35	-	(0.00)
2019	36.00	7,500.00	-	-	-	7,536.00	-	-
2022	240.00	7,700.00	-	-	7,940.00	-	-	-

SCHEDULE OF RESERVE FOR FEDERAL AND STATE GRANTS - APPROPRIATED

Budget Year	Balance: December 31, 2022		Current Year Awards	Local Match	Paid or Charged	Cancelled	Balance: December 31, 2023	
	Reserved	Encumbered					Encumbered	Reserved
Frank J. Guarini Donation								
Chamber of Commerce (OBOCS)								
2017	\$ 10,000.00	\$ -	\$ -	\$ -	\$ -	\$ -	\$ -	\$ 10,000.00
Cultural Affairs and Tourism Development								
2017	10,000.00	-	-	-	-	-	-	10,000.00
National Opioid Settlement Fund								
2022	192,408.03	-	-	-	-	-	-	192,408.03
2023	-	-	315,653.86	-	-	-	-	315,653.86
National Endowment for the Arts								
Grants for Arts Projects Program								
2023	-	-	60,000.00	-	-	-	-	60,000.00
Munich Reinsurance Safety Grant Program								
Healthcare Safety and Risk Management Grant Program								
2023	-	-	14,412.00	-	-	-	-	14,412.00
Summary								
Ref.	\$ 83,894,599.73	\$ 43,800,772.07	\$ 73,390,062.50	\$ 188,060.00	\$ 72,419,664.44	\$ 5,570,556.04	\$ 51,156,394.11	\$ 72,126,879.71
	A	A	A-23	A-23	A	A	A	A
Analysis of Paid or Charged								
Analysis of Cancelled								
A-4 \$ 71,969,516.83								
A-23 \$ 168,173.68								
A-23 450,147.61								
A-24 5,402,382.36								
A-24 \$ 5,570,556.04								

SCHEDULE OF RESERVE FOR FEDERAL AND STATE GRANTS - UNAPPROPRIATED

	Balance, December 31, 2022	Cash Receipts	Current Year Budget	Balance, December 31, 2023
US Treasury Coronavirus -CARES Act - Accrued Interest	\$ 835.52	\$ -	\$ 835.52	\$ -
US Treasury American Rescue Plan Act	35,802,034.50	-	35,245,300.43	556,734.07
Body Armor - Corrections	19,569.62	19,568.46	19,569.62	19,568.46
Body Armor - Prosecutor's	5,334.55	7,282.74	5,334.55	7,282.74
Body Armor- Sheriff's Office	16,507.73	24,047.63	16,507.73	24,047.63
National Opioids Settlement Funds	117,340.37	-	117,340.37	-
	<u>\$ 35,961,622.29</u>	<u>\$ 50,898.83</u>	<u>\$ 35,404,888.22</u>	<u>\$ 607,632.90</u>
Ref.	A	A-4		A
		Grants Receivable	\$ 3,404,888.22	
		Interfunds	<u>32,000,000.00</u>	
			<u>\$ 35,404,888.22</u>	

COUNTY OF HUDSON
 TRUST FUNDS
 FOR THE YEAR ENDED DECEMBER 31, 2023

EXHIBIT B-1

SCHEDULE OF CASH AND CASH EQUIVALENTS

	<u>Ref.</u>		
Balance: December 31, 2022	B		\$ 62,182,643.33
Increased by Cash Receipts:			
Interfunds	B-3	\$ 20,448,841.12	
Interfunds - Interest	B-3	236,413.14	
Reserve for Dedicated Revenues	B-4	6,466,659.48	
Reserve for Motor Vehicle Fines	B-5	2,270,601.87	
Reserve for Self Insurance Fund	B-6	316,565.07	
Reserve for State Unemployment Insurance Fund	B-7	528,318.41	
County Open Space Interest	B-11	208,085.96	
Community Development Programs Receivable	B-12	5,577,214.62	
Program Income	B-13	<u>2,468.38</u>	
			<u>36,055,168.05</u>
			98,237,811.38
Decreased By Cash Disbursements:			
Interfunds	B-3	4,107,804.30	
Reserve for Dedicated Revenues	B-4	4,794,180.58	
Reserve for Self Insurance Fund	B-6	14,680,009.48	
Reserve for State Unemployment Insurance Fund	B-7	696,825.61	
Compensated Absences	B-10	483,933.67	
Open Space Improvements	B-11	2,945,275.51	
Reserve for Community Development Programs	B-13	<u>5,213,062.19</u>	
			<u>32,921,091.34</u>
Balance: December 31, 2023	B		<u><u>\$ 65,316,720.04</u></u>

COUNTY OF HUDSON
 TRUST FUNDS
 FOR THE YEAR ENDED DECEMBER 31, 2023

EXHIBIT B-2

SCHEDULE OF RESERVE FOR ENCUMBRANCES

	<u>Ref.</u>		
Balance: December 31, 2022	B		\$ 17,339,330.47
Increased:			
Dedicated Revenues	B-4	\$ 1,630,323.36	
State Unemployment Insurance	B-7	28,848.66	
Open Space Trust Fund	B-11	14,153,269.36	
Community Development Block Grant	B-13	<u>9,951,598.88</u>	
			<u>25,764,040.26</u>
			43,103,370.73
Decreased by:			
Dedicated Revenues	B-4	1,010,048.55	
Self Insurance	B-6	185,601.00	
State Unemployment Insurance	B-7	28,848.66	
Open Space Trust Fund	B-11	9,146,357.68	
Community Development Block Grant	B-13	<u>6,968,474.58</u>	
			<u>17,339,330.47</u>
Balance: December 31, 2023	B		<u><u>\$ 25,764,040.26</u></u>

COUNTY OF HUDSON
TRUST FUNDS
FOR THE YEAR ENDED DECEMBER 31, 2023

EXHIBIT B-3

SCHEDULE OF INTERFUNDS

	<u>Ref.</u>	<u>Total</u>	<u>Current Fund</u>
Increased by:			
Cash Disbursements	B-1	\$ 4,107,804.30	\$ 4,107,804.30
Open Space Collections in Current	B-11	8,917,405.84	8,917,405.84
Current Fund Appropriations	B-6	10,000,000.00	10,000,000.00
		<u>23,025,210.14</u>	<u>23,025,210.14</u>
Decreased by:			
Cash Receipts	B-1	20,448,841.12	20,448,841.12
Anticipated by Current Fund			
Motor Vehicle Revenue	B-5	2,000,000.00	2,000,000.00
Open Space Debt Service	B-11	417,983.76	417,983.76
Interest	B-1	236,413.14	236,413.14
Reimburse Current Fund	B-6	1,099.00	1,099.00
		<u>23,104,337.02</u>	<u>23,104,337.02</u>
Net Change in Interfunds		(79,126.88)	(79,126.88)
Balance: December 31, 2022			
Interfunds Payable	B	<u>\$ 929,999.85</u>	<u>929,999.85</u>
Balance: December 31, 2023			
Interfunds Payable	B	<u>\$ 1,009,126.73</u>	<u>\$ 1,009,126.73</u>

COUNTY OF HUDSON
TRUST FUNDS
FOR THE YEAR ENDED DECEMBER 31, 2023

SCHEDULE OF RESERVE FOR DEDICATED REVENUES

	Balance:		Prior Year	Cash		Encumbered	Balance:	
	Dec. 31, 2022			Encumbrances	Receipts		Disbursed	Dec. 31, 2023
Child Study Program	\$ 3,000.00	\$ -	-	-	-	-	\$ -	\$ 3,000.00
(Ch. 499, P.L. 1979) County Tax Board Fees								
County Tax Board Fees	2,856,637.04	23,850.41	338,989.01	53,366.69	55,233.31	3,110,876.46		
(Ch. 422, P.L. 1985)								
County Clerk	649,530.80	2,000.00	27,932.83	103,411.33	7,022.87	569,029.43		
Register of Deeds & Mortgages	1,819,002.63	44,728.03	116,394.77	291,692.11	97,742.30	1,590,691.02		
Register's Homeless Trust Fund	456,270.73	92,061.05	162,971.17	146,663.64	125,397.41	439,241.90		
Cultural & Heritage Affairs -								
Coffee House Series	26,302.45	-	578.00	-	-	26,880.45		
Jurors Fees / Conditional Discharges	38,987.75	-	-	-	-	38,987.75		
Developer Contribution -								
Penhorn Creek Pump	3,000.00	-	-	-	-	3,000.00		
Shade Tree Initiative	110,519.32	-	-	-	-	110,519.32		
Donations for Public Health Emergency	20,000.00	-	-	-	-	20,000.00		
Planning Board - Developers' Contribution								
Passaic Ave Traffic Mitigation Contribution	48,163.78	-	38,998.22	-	-	87,162.00		
Schuyler & Harrison Ave Traffic Mitigation	-	-	99,217.00	-	-	99,217.00		
Held in Escrow:								
Major Subdivision Review Fees	871,223.68	9,963.50	157,059.03	66,469.79	18,646.77	953,129.65		
Hartz Mountain	42,478.80	-	759.20	-	-	43,238.00		
Surrogate's Special Trust	209,465.20	-	28,310.28	-	-	237,775.48		
County Prosecutor's Accounts:								
Federal Equity Sharing Program	1,806,250.74	301,132.10	814,510.36	47,768.38	301,132.10	2,572,992.72		
Forensic Laboratory Trust Fund	1,541.22	6,939.82	6,601.69	6,093.19	5,700.29	3,289.25		
Parking Offenses Adjudication Act	67,092.05	-	-	-	-	67,092.05		
Prosecutor's Escrow Account No. 1	1,084,251.57	4,473.00	814,123.74	481,164.23	4,473.00	1,417,211.08		
Prosecutor's Escrow Account No. 2	798,901.85	1,250.00	472,172.08	200,049.35	1,250.00	1,071,024.58		
Prosecutor's Escrow Account No. 3	72,113.00	-	925.00	24,488.62	-	48,549.38		
Prosecutor's Law Enforcement Trust:								
Special Trust Account No. 1	492,902.03	-	-	-	-	492,902.03		
Special Trust Account No. 2	1,737,417.21	260,337.91	313,871.66	1,115,742.82	612,730.70	583,153.26		
Asset Management Account	639,879.01	-	-	-	-	639,879.01		

COUNTY OF HUDSON
TRUST FUNDS
FOR THE YEAR ENDED DECEMBER 31, 2023

SCHEDULE OF RESERVE FOR DEDICATED REVENUES

	Balance: Dec. 31., 2022	Prior Year Encumbrances	Cash Receipts	Cash Disbursed	Encumbered	Balance: Dec. 31., 2023
County Sheriff's Accounts:						
Sheriff's Special Trust Fund	\$ 4,796.68	\$ 682.03	\$ 14,019.37	\$ 8,186.45	\$ -	\$ 11,311.63
Sheriff's Officers Outside Employment	130,716.43	-	1,318,427.33	1,341,520.16	-	107,623.60
Sheriff's Weight and Measures - Special Trust Fund	779,285.58	322.82	86,341.50	100,148.07	20,842.52	744,959.31
Sheriff's Federal Equitable Sharing Program						
Department of Justice	58,727.78	-	879,732.72	130,841.30	302,631.49	504,987.71
Department of Treasury	72,451.49	93,130.61	2,776.89	122,634.81	27,000.00	18,724.18
Inmate Trust Fund	119,803.87	-	2,545.00	-	-	122,348.87
Inmate Welfare Fund - Commissary Profit	1,448,713.55	169,177.27	769,402.63	553,939.64	50,520.60	1,782,833.21
	\$ 16,469,426.24	\$ 1,010,048.55	\$ 6,466,659.48	\$ 4,794,180.58	\$ 1,630,323.36	\$ 17,521,630.33
	B	B-2	B-1	B-1	B-2	B

**COUNTY OF HUDSON
TRUST FUNDS
FOR THE YEAR ENDED DECEMBER 31, 2023**

EXHIBIT B-5

SCHEDULE OF RESERVE FOR MOTOR VEHICLE FINES

Balance: December 31, 2022	<u>Ref.</u> B	\$ 2,293,926.95
Increased by Receipts:		
Motor Vehicle Fines, Tilte 39 Municipal Split	B-1	<u>2,270,601.87</u>
		4,564,528.82
Decreased by Disbursements:		
Motor Vehicle Fines - Current Fund		
Anticipated Revenue	B-3	<u>2,000,000.00</u>
Balance: December 31, 2023	B	<u><u>\$ 2,564,528.82</u></u>

COUNTY OF HUDSON
 TRUST FUNDS
 FOR THE YEAR ENDED DECEMBER 31, 2023
 SCHEDULE OF RESERVE FOR SELF INSURANCE FUND

	Balance: Dec. 31, 2022	Encumbrances	Budget Appropriations	Cash Receipts	Transfers to Fund Accounts	Cash Disbursements	Interfunds	Balance: Dec. 31, 2023
Appropriation Account	\$ 4,000,000.00	\$ -	\$ 10,000,000.00	\$ -	\$ (14,000,000.00)	\$ -	\$ -	\$ -
Workers' Compensation Refunds	7,173.05	-	-	265,970.07	(273,143.12)	-	-	-
Other	-	-	-	50,595.00	(50,595.00)	-	-	-
Workers' Compensation Claims	3,809,302.14	-	-	-	7,677,858.03	7,271,717.55	1,099.00	4,214,343.62
Auto and General Liability Claims	684,135.32	-	-	-	1,618,620.73	1,457,713.77	-	845,042.28
Claims Administration Fees	309,051.73	-	-	-	158,776.67	273,892.73	-	193,935.67
Property Damages Replacement	213,526.14	-	-	-	1,697,023.34	1,209,435.23	-	701,114.25
Medical Services	10,610.07	-	-	-	5,898.49	10,175.00	-	6,333.56
Premiums on Bonds and Insurance	2,725,008.56	-	-	-	1,487,681.36	2,566,278.24	-	1,646,411.68
Professional Services	53,077.98	-	-	-	33,176.88	54,601.92	-	31,652.94
Legal Services - County	1,102,735.83	-	-	-	517,564.21	892,807.97	-	727,492.07
Legal Services - Individual	380,811.58	-	-	-	140,729.95	242,761.80	-	278,779.73
Administrative Expenses	(65,229.03)	185,601.00	-	-	986,408.46	700,625.27	-	406,155.16
	\$ 13,230,203.37	\$ 185,601.00	\$ 10,000,000.00	\$ 316,565.07	\$ 0.00	\$ 14,680,009.48	\$ 1,099.00	\$ 9,051,260.96
	B	B-2	B-3	B-1		B-1	B-3	B
Ref.								

COUNTY OF HUDSON
 TRUST FUNDS
 FOR THE YEAR ENDED DECEMBER 31, 2023

EXHIBIT B-7

SCHEDULE OF RESERVE FOR STATE UNEMPLOYMENT INSURANCE FUND

	<u>Ref.</u>		
Balance: December 31, 2022	B		\$ 4,890,845.67
Increased by:			
Payroll Deductions	B-1	\$ 528,318.41	
Encumbrances	B-2	<u>28,848.66</u>	
			<u>557,167.07</u>
			5,448,012.74
Decreased by:			
Cash Disbursements	B-1	696,825.61	
Encumbrances	B-2	<u>28,848.66</u>	
			<u>725,674.27</u>
Balance: December 31, 2023	B		<u><u>\$ 4,722,338.47</u></u>

SCHEDULE OF RESERVE FOR CONFISCATED CASH SEIZED ON ARREST

EXHIBIT B-8

	<u>Ref.</u>	
Balance: December 31 2023 and 2022	B	<u><u>\$ 800,526.56</u></u>

COUNTY OF HUDSON
 TRUST FUNDS
 FOR THE YEAR ENDED DECEMBER 31, 2023

EXHIBIT B-9

SCHEDULE OF OTHER CASH RESERVES

	Balance December 31, 2022	Balance December 31, 2023
Reserve for:		
Burial Funds	\$ 8,315.10	\$ 8,315.10
Parks Rental Security	60,488.07	60,488.07
Personal Attendant Services Program	46,470.99	46,470.99
Hudson County American Heritage Festival	715.00	715.00
Estate of Lebanec / Pollak Hospital	134,704.98	134,704.98
Hudson County Alliance for Teen Artists	1,000.00	1,000.00
	<u>\$ 251,694.14</u>	<u>\$ 251,694.14</u>
<u>Ref.</u>	B	B

SCHEDULE OF RESERVE FOR ACCUMULATED ABSENCES

EXHIBIT B-10

Balance: December 31, 2022	<u>Ref.</u> B	\$ 3,191,967.45
Decreased by:		
Cash Disbursements	B-1	483,933.67
Balance: December 31 2023 and 2022	B	\$ 2,708,033.78

**COUNTY OF HUDSON
TRUST FUNDS
FOR THE YEAR ENDED DECEMBER 31, 2023**

EXHIBIT B-11

SCHEDULE OF RESERVE FOR COUNTY OPEN SPACE

	<u>Ref.</u>		
Balance: December 31, 2022	B		\$ 9,360,242.45
Increased by:			
Open Space Levy:			
City of Bayonne		\$ 693,126.95	
Borough of East Newark		19,686.20	
Town of Guttenberg		91,381.53	
Town of Harrison		133,027.93	
City of Hoboken		1,379,771.66	
City of Jersey City		3,994,595.07	
Town of Kearny		434,014.13	
Township of North Bergen		730,510.35	
Town of Secaucus		443,232.73	
City of Union City		398,117.88	
Township of Weehawken		312,160.10	
Town of West New York		<u>287,781.31</u>	
	B-3		8,917,405.84
Interest and Other	B-1		208,085.96
Prior Year Encumbrances	B-2		<u>9,146,357.68</u>
			27,632,091.93
Decreased by:			
Improvements	B-1	2,945,275.51	
Debt Service Paid by Current Fund	B-3	417,983.76	
Encumbered at Year End	B-2	<u>14,153,269.36</u>	
			<u>17,516,528.63</u>
Balance: December 31, 2023	B		<u><u>\$ 10,115,563.30</u></u>

**COUNTY OF HUDSON
TRUST FUNDS
FOR THE YEAR ENDED DECEMBER 31, 2023**

EXHIBIT B-12
Sheet 1 of 2

SCHEDULE OF COMMUNITY DEVELOPMENT PROGRAMS ACCOUNTS RECEIVABLE

Grant Year	Balance: Dec. 31, 2022	Grant Award	Cash Receipts	Balance: Dec. 31, 2023
Community Development Block Grant				
2011	\$ (1,389,306.20)	\$ -	\$ -	\$ (1,389,306.20)
2012	-	-	2,000.00	(2,000.00)
2013	95,686.74	-	-	95,686.74
2014	1,917,193.44	-	-	1,917,193.44
2015	(121,492.05)	-	-	(121,492.05)
2016	434,801.31	-	221,183.87	213,617.44
2017	179,888.31	-	175,176.74	4,711.57
2018	399,243.27	-	25,726.22	373,517.05
2019	922,045.09	-	188,970.22	733,074.87
2020	1,220,695.99	-	284,433.16	936,262.83
2021	1,246,548.35	-	650,354.96	596,193.39
2022	2,085,891.00	-	520,090.68	1,565,800.32
2023	-	2,017,843.00	-	2,017,843.00
Community Development Block Grant - Covid Grant CARES Act (CDBG-CV2)				
2020	2,183,783.00	-	216,349.31	1,967,433.69
Community Development Block Grant - Covid Grant CARES Act (CDBG-CV1 & CV3)				
2021	2,792,327.00	-	297,157.28	2,495,169.72
Home Investment Partnership Program				
2011	(3,864,206.12)	-	-	(3,864,206.12)
2016	756,723.53	-	-	756,723.53
2017	661,595.45	-	-	661,595.45
2018	2,216,484.47	-	-	2,216,484.47
2019	1,561,877.72	-	-	1,561,877.72
2020	1,114,233.26	-	200.00	1,114,033.26
2021	1,005,906.85	-	1,253,589.09	(247,682.24)
2022	2,932,131.00	-	284,445.68	2,647,685.32
2023	-	2,862,156.00	-	2,862,156.00
Home - American Rescue Plan				
2022	9,754,242.00	-	-	9,754,242.00
Emergency Shelter Grant				
2015	211,382.01	-	-	211,382.01
2016	136,020.12	-	-	136,020.12
2019	135,722.32	-	-	135,722.32
2020	23,110.31	-	-	23,110.31
2021	67,725.71	-	-	67,725.71
2022	186,467.00	-	6,035.52	180,431.48
2023	-	183,328.00	-	183,328.00
Emergency Solutions Grant - CARES Act				
2020	497,550.95	-	13,088.81	484,462.14
2022	1,044,685.50	-	-	1,044,685.50

COUNTY OF HUDSON
 TRUST FUNDS
 FOR THE YEAR ENDED DECEMBER 31, 2023

EXHIBIT B-12
 Sheet 2 of 2

SCHEDULE OF COMMUNITY DEVELOPMENT PROGRAMS ACCOUNTS RECEIVABLE

Grant Year	Balance: Dec. 31, 2022	Grant Award	Cash Receipts	Balance: Dec. 31, 2023
Continuum of Care Planning Grant				
2014	\$ (256,950.34)	\$ -	\$ -	\$ (256,950.34)
2017	95,348.62	-	-	95,348.62
2018	209,068.00	-	-	209,068.00
2019	223,534.00	-	-	223,534.00
2020	216,874.00	-	41,606.79	175,267.21
2021	(181,227.16)	-	1,164,239.08	(1,345,466.24)
2022	274,899.00	-	232,567.21	42,331.79
2023	-	280,230.00	-	280,230.00
	<u>\$ 30,990,503.45</u>	<u>\$ 5,343,557.00</u>	<u>\$ 5,577,214.62</u>	<u>\$ 30,756,845.83</u>
<u>Ref.</u>	B	B-13	B-1	B

COUNTY OF HUDSON
TRUST FUNDS
FOR THE YEAR ENDED DECEMBER 31, 2023

SCHEDULE OF RESERVE FOR COMMUNITY DEVELOPMENT PROGRAMS

Grant Year	Balance: December 31, 2022		Cash Receipts	Grant Award	Cash Disbursements	Balance: December 31, 2023	
	Reserved	Encumbered				Encumbered	Reserved
Community Development Block Grant							
Prior	\$ -	\$ 57.82	-	\$ -	-	\$ 57.82	\$ -
2012	(3,156.59)	373.37	-	-	-	373.37	(3,156.59)
2013	186,785.81	-	-	-	-	-	186,785.81
2014	(161,392.30)	257,247.87	-	-	-	257,247.87	(161,392.30)
2015	(154,475.73)	348,437.85	-	-	-	348,437.85	(154,475.73)
2016	775,983.17	564,079.10	-	-	67,170.53	564,079.10	708,812.64
2017	1,042,956.93	930,905.72	-	-	121,964.95	922,148.74	929,748.96
2018	249,251.61	46,500.53	-	-	1,200.00	46,500.53	248,051.61
2019	331,097.21	115,641.66	-	-	89,872.09	25,769.57	331,097.21
2020	81,474.86	1,121,551.66	-	-	282,374.16	843,952.81	76,699.55
2021	72,401.59	1,107,945.63	-	-	569,990.50	485,289.13	125,067.59
2022	420,861.00	1,665,030.00	-	-	521,861.04	1,495,869.41	68,160.55
2023	-	-	-	2,017,843.00	-	1,621,032.07	396,810.93
Community Development Block Grant - Covid Grant CARES Act (CDBG-CV2)							
2020	1,625,517.49	372,023.09	-	-	83,174.84	1,655,077.64	259,288.10
Community Development Block Grant - Covid Grant CARES Act (CDBG-CV1 & CV3)							
2021	2,792,327.00	-	-	-	273,452.00	-	2,518,875.00
CDBG Program Income							
*	134,245.66	-	2,192.53	-	-	-	136,438.19
Home Investment Partnership Program							
2014	-	2,437.00	-	-	-	2,437.00	-
2015	(182,718.94)	-	-	-	-	-	(182,718.94)
2016	786,387.37	-	-	-	-	-	786,387.37
2017	(162,853.52)	395.32	-	-	-	332.82	(162,791.02)
2018	2,038,441.81	33,925.00	-	-	-	33,925.00	2,038,441.81
2019	(1,577,618.79)	-	-	-	-	-	(1,577,618.79)
2020	1,055,079.35	23.09	-	-	12,879.35	3,882.19	1,038,340.90
2021	970,732.69	-	-	-	2,502,382.77	-	(1,531,650.08)
2022	2,932,131.00	-	-	-	410,692.55	975.00	2,520,463.45
2023	-	-	-	2,862,156.00	-	-	2,862,156.00
Home - American Rescue Plan							
2022	9,754,218.91	23.09	-	-	-	23.09	9,754,218.91

SCHEDULE OF RESERVE FOR COMMUNITY DEVELOPMENT PROGRAMS

Grant Year	Balance: December 31, 2022		Cash Receipts	Grant Award	Cash Disbursements	Balance: December 31, 2023	
	Reserved	Encumbered				Encumbered	Reserved
Emergency Solutions Grant							
2017	\$ -	\$ 110,406.44	-	\$ -	-	\$ 110,406.44	\$ -
2019	(94,551.89)	-	-	-	-	-	(94,551.89)
2020	(22,782.84)	-	-	-	-	1,200.00	(23,982.84)
2021	(29,976.81)	97,126.34	-	-	11,414.30	85,135.86	(29,400.63)
2022	-	186,467.00	-	-	36,099.90	162,869.67	(12,502.57)
2023	-	-	-	183,328.00	2,491.05	183,328.00	(2,491.05)
Emergency Solutions Grant - CARES Act							
2020	236,154.03	-	-	-	23,998.22	32,442.36	179,713.45
2022	1,044,685.50	-	-	-	-	1,044,685.50	-
Continuum of Care Planning Grant							
2014	(55,871.13)	-	-	-	-	-	(55,871.13)
2016	(8,486.64)	-	275.85	-	-	-	(8,210.79)
2019	(31,474.65)	3,723.00	-	-	-	3,723.00	(31,474.65)
2020	195,387.81	4,000.00	-	-	30,500.00	2,900.00	165,987.81
2021	(99,426.13)	54.00	-	-	(41,954.16)	54.00	(57,471.97)
2022	273,648.79	100.00	-	-	57,891.15	17,443.04	198,414.60
2023	-	-	-	280,230.00	155,606.95	-	124,623.05
TOTAL							
	\$ 24,414,983.63	\$ 6,968,474.58	\$ 2,468.38	\$ 5,343,557.00	\$ 5,213,062.19	\$ 9,951,598.88	\$ 21,564,822.52
	B	B-2	B-1	B-12	B-1	B-2	B

COUNTY OF HUDSON
GENERAL CAPITAL FUND
FOR THE YEAR ENDED DECEMBER 31, 2023

EXHIBIT C-2

SCHEDULE OF CASH AND CASH EQUIVALENTS

	<u>Ref.</u>		
Balance: December 31, 2022	C		\$ 34,995,878.48
Increased by Cash Received:			
Road Aid Allotment Receivable	C-4	\$ 450,115.33	
Deferred Charges to Future Taxation - Unfunded	C-8	8,506,167.66	
Premium on Bonds	C-17	281,120.00	
Interfunds	C-12	5,408,085.11	
	C-3	<u>14,645,488.10</u>	
General Serial Bonds Payable	C-3, C-19, C-22	<u>7,028,000.00</u>	
			<u>21,673,488.10</u>
			56,669,366.58
Decreased by Cash Disbursed:			
Retained Percentages Due Contractor	C-10	407,642.78	
Interfunds	C-12	361,928.31	
Cash Adjustment	C-1	0.10	
Preliminary Expenses	C-11	<u>50,000.00</u>	
	C-3	819,571.19	
Improvement Authorizations	C-3, C-13	<u>52,278,420.36</u>	
			<u>53,097,991.55</u>
Balance: December 31, 2023	C		<u><u>\$ 3,571,375.03</u></u>

COUNTY OF HUDSON
GENERAL CAPITAL FUND
FOR THE YEAR ENDED DECEMBER 31, 2023
ANALYSIS OF CASH AND CASH EQUIVALENTS

Date of Ordinance	Description	Balance December 31, 2022		Cash Receipts		Cash Disbursements		Transfers		Balance December 31, 2023		
		\$		Miscellaneous		Improvement Authorizations	Miscellaneous		From	To	\$	
				Miscellaneous	Debt Issued		Cash					
	Capital Improvement Fund	6,218,342.17	-	-	-	-	-	7,307,710.00	3,000,000.00	1,910,632.17		
	Contracts Payable	49,213,202.58	-	-	-	-	-	49,213,202.58	44,639,616.94	44,639,616.94		
	Retained Percentages Due Contractors	1,100,108.22	-	-	-	407,642.78	-	1,322,029.11	1,552,592.51	923,028.84		
	Reserve For Payment of Debt	25,515,187.74	-	281,120.00	-	-	-	7,000,000.00	-	18,796,307.74		
	Fund Balance	878,774.22	-	-	-	0.10	-	-	-	878,774.12		
	Due From State - Green Acres Program II	(3,966,440.50)	-	-	-	-	-	-	-	(3,966,440.50)		
	State Road Aid Allotments Receivable	(56,231,090.78)	-	450,115.33	-	-	-	32,575,203.00	-	(88,356,178.45)		
	Federal Grants Receivable	-	-	-	-	-	-	5,000,000.00	1,500,000.00	(3,500,000.00)		
	Reserve For Youth Consultation Services	130,934.65	-	-	-	-	-	-	-	130,934.65		
	Reserve For State Road Aid Allotments Receivable	2,142,499.87	-	-	-	-	-	-	-	2,142,499.87		
	Due from / to State and Federal Grant Fund	75,849.96	1,550,000.00	-	-	-	-	1,550,000.00	-	7,072,006.76		
	Res. for Public Buildings, Grounds and Parks Arts Inclusion	2,738,218.19	3,858,085.11	-	-	361,928.31	-	128,348.77	896,460.00	3,506,529.42		
	Reserve for Preliminary Expense	1,140.00	-	-	-	-	-	49,508.20	849,508.20	751,140.00		
	Improvement Authorizations											
	11/23/1993 Various Improvements	348.60	-	-	-	-	-	-	-	348.60		
	12/08/1994 Various Improvements	619,867.61	-	-	-	-	-	-	-	619,867.61		
	12/28/1995 Buildings, Roads, Intersections and Bridges	1,396.05	-	-	-	-	-	-	-	1,396.05		
	03/27/1997 Various Capital Improvements	24,400.53	-	-	-	-	-	-	-	24,400.53		
	07/10/1997 Schools of Technology Improvements	(50,000.00)	-	-	-	-	-	-	-	(50,000.00)		
	10/09/1997 Green Acres-W. Hudson Park/Lincoln Parks	(83,765.58)	-	-	-	-	-	-	-	(83,765.58)		
	10/09/1997 Bayonne Park - Green Acres	237,561.03	-	-	-	-	-	-	-	237,561.03		
	10/09/1997 Laurel Hill Extension - Green Acres	22,832.50	-	-	-	-	-	-	-	22,832.50		
	03/12/1998 Improvements to Road, Bridges, and Parks	830,897.10	-	-	-	-	-	-	-	830,897.10		
	06/25/1998 Schools of Technology Improvements	(20,000.00)	-	-	-	-	-	-	-	(20,000.00)		
	11/12/1998 Roads, Intersections, and Parks	453,470.57	-	-	-	-	-	-	-	453,470.57		
	11/12/1998 Various Buildings and Facilities	1,893,623.29	-	-	-	-	-	-	-	1,893,623.29		
	06/10/1999 HC Community College-Various Projects	65,025.75	-	-	-	-	-	-	-	65,025.75		
	09/09/1999 HC Community College-Various Imp.	96,744.00	-	-	-	-	-	-	-	96,744.00		
	12/09/1999 Various Capital Improvements	273,011.62	-	-	-	-	-	-	-	273,011.62		
	11/21/2000 Various Capital Improvements	(210,485.52)	-	-	-	-	-	413,000.00	413,000.00	(210,485.52)		
	07/26/2001 Koppers Site, Kearny Acquisition	96,874.00	-	-	-	-	-	-	-	96,874.00		
	02/14/2002 Various Capital Improvements	131,463.26	-	-	-	-	-	116,283.72	116,283.72	131,463.26		
	05/23/2002 HC Community College-Various Imp.	62,166.11	-	-	-	-	-	-	-	21,567.91		
	02/27/2003 Various Capital Improvements	700,000.00	-	-	-	-	-	40,598.20	40,598.20	700,000.00		
	02/27/2003 Improvements to Various Parks/Recreation	69.83	-	-	-	-	-	-	-	69.83		
	02/27/2003 Various Equipment	63,482.10	-	-	-	-	-	-	-	63,482.10		
	09/11/2003 Acquisition and Installation of Equipment	5,340.58	-	-	-	-	-	-	-	5,340.58		
	04/07/2004 Acquisition and Installation of Equipment	3,762.92	-	-	-	-	-	-	-	10,424.96		
	04/07/2004 Various Capital Improvements	(240,670.79)	-	-	-	-	-	-	-	(240,670.79)		
	04/14/2005 Various Capital Improvements	1,095.92	-	-	-	-	-	328,327.35	328,327.35	1,095.92		
	04/14/2005 Equipment, Furnishings and Vehicles	473,280.31	-	-	-	-	-	1,095.92	1,095.92	473,280.31		
	10/27/2005 Open Space, Recreation and Historic Pres.	169,080.56	-	-	-	-	-	87,851.16	87,851.16	169,080.56		
	06/22/2006 Various Capital Improvements	(1,000,500.00)	-	-	-	-	-	-	-	(1,000,500.00)		
	05/10/2007 Green Acres Park Improvements	655,497.40	-	-	-	-	-	(1,200,697.42)	(1,200,697.42)	655,497.40		
	11/20/2007 Various Capital Improvements	2,345,515.28	-	-	-	-	-	-	-	2,345,515.28		
	03/13/2008 Open Space, Recreation and Historic Pres.	49,942.07	-	-	-	-	-	-	-	49,942.07		
	03/27/2008 County Plaza Building Project	1,760,733.23	-	-	-	-	-	-	-	1,760,733.23		
	09/10/2008 Career Development Center Project	335,085.60	-	-	-	-	-	-	-	335,085.60		
	Various 2008 Capital Improvements							1,334,239.05	1,082,463.54			

COUNTY OF HUDSON
GENERAL CAPITAL FUND
FOR THE YEAR ENDED DECEMBER 31, 2023
ANALYSIS OF CASH AND CASH EQUIVALENTS

Date of Ordinance	Description	Balance December 31, 2022		Cash Receipts		Cash Disbursements		Transfers		Balance December 31, 2023			
		\$		Miscellaneous		Debt Issued	Improvement Authorizations		Miscellaneous	From		To	
11/25/2008	Various Equipment, Furnishings, & Vehicles	\$	161,052.49	\$	-	\$	-	\$	143,911.10	\$	143,911.10	\$	161,052.49
7/9/2009	Various Capital Improvements		2,503,613.92		-		-		37,086.84		327,302.23		2,466,527.08
8/25/2009	Acquisition of 567 Pavonia Ave		68,101.44		-		-		2,714.55		2,714.55		68,101.44
2/11/2010	Various Capital Improvements		1,343,091.20		-		-		423,874.38		444,174.38		1,343,091.20
7/8/2010	14th Street Viaduct replacement		(11,046,872.89)		8,506,167.66		-		158,984.96		158,984.96		(2,540,705.23)
10/14/2010	Various Capital Improvements/Acquisitions		2,625,853.18		-		-		4,007.46		479,785.18		2,625,853.18
10/28/2010	Acquisition of Property for Expansion		28,614.00		-		-		-		-		28,614.00
4/28/2011	Various Capital Improvements		(1,111,500.00)		-		-		623,140.14		988,298.03		(1,111,500.00)
9/22/2011	Acquisition of 830 Bergen Avenue		(396,763.00)		-		-		297,879.45		297,879.45		(396,763.00)
4/26/2012	Various 2012 Capital Improvements		(991,070.00)		-		-		1,923.03		1,923.03		(991,070.00)
5/10/2012	Various 2012 Capital Improvements		1,635,707.64		-		-		574,586.01		1,214,798.25		1,479,303.10
7/12/2012	HC Community College - Various Imp.		10.44		-		-		-		-		10.44
12/6/2012	Hurricane Sandy Various Improvements		580,013.16		-		-		8,635.36		8,635.36		580,013.16
4/25/2013	Various Road and Bridge Improvements		1,013,416.50		-		-		130,661.44		130,661.44		1,013,416.50
6/27/2013	Hudson County Community College		6,543.04		-		-		-		-		6,543.04
12/12/2013	Various 2013 Capital Improvements		567,648.82		-		-		2,068,328.88		1,980,296.43		467,798.64
06/26/2014	2014 Various Road & Bridge Improvements		0.00		-		-		708,412.87		708,412.87		0.00
09/11/2014	Chapter 12 Community College		29.23		-		-		20.96		20.96		29.23
09/11/2014	Science Building - Community College		8.15		-		-		-		-		8.15
12/11/2014	Property Acquisition		9,096,232.64		-		-		2,006,981.66		2,063,910.03		9,147,817.26
05/14/2005	2015 Road and Bridge Improvements		-		-		-		519,864.51		519,864.51		-
11/24/2015	Chapter 12 Community College		608.20		-		-		-		-		608.20
12/23/2015	Various Improvements and Acquisitions		3,427,995.86		-		-		494,026.33		866,325.13		2,446,236.20
12/23/2015	Various Improvements and Acquisitions		55,972.36		-		-		-		-		55,972.36
03/28/2016	2016 Road & Bridge Improvements		692,462.47		-		-		257,984.05		737,547.90		387,167.43
04/12/2017	2017 Road and Bridge Improvements		1,525,209.32		-		-		1,784,493.52		2,205,181.21		751,820.46
08/10/2017	Schools of Technology Improvements		61,320.29		-		-		28,950.00		-		32,370.29
09/14/2017	Meadowview Campus Improvements		13,662.30		-		-		60,666.44		1,688,885.98		112,420.86
09/14/2017	Various Improvements and Acquisitions		6,270,219.06		-		-		1,088,079.47		844,369.97		5,333,510.12
02/22/2018	Master Plan Courthouse Properties		(76,167.65)		-		-		244,490.00		218,837.90		(247,167.65)
04/12/2018	Roads and Bridge Improvements		1,587,319.39		-		-		3,448,617.45		4,739,233.26		751,012.55
04/12/2018	FY2018 Park Improvements		97,215.97		-		-		415,026.15		1,618,854.09		97,215.97
05/24/2008	FY2018 Various 2018 Capital Improvements		(13,737,924.03)		-		-		48,204.37		59,829.85		(14,263,814.40)
09/13/2018	Refunding Bond ESP		(3,480,000.00)		-		-		750,284.00		1,061,335.00		(3,480,000.00)
09/13/2018	HCST Various Improvements Ch.12		4,430,301.87		-		-		-		-		3,164,672.95
09/13/2018	HCST Various Improvements		27,943.59		-		-		27,943.58		-		0.01
03/28/2019	County Park Improvements		1,129,464.61		-		-		105,752.90		105,752.90		1,129,464.61
03/28/2019	2019 Road and Bridge Improvements		5,836,387.27		-		-		85,575.48		1,948,758.59		5,453,376.88
06/13/2019	FY2019 Vo-Tech Equipment and Projects		214,051.06		-		-		57,709.26		-		156,341.80
08/15/2019	FY2019 Community College Ch.12		3,500,000.00		-		-		-		-		3,500,000.00
09/12/2019	Various 2019 Capital Improvements		(24,940,607.69)		-		-		-		-		(25,254,521.11)
03/26/2020	Acquisition of Equipment		8,689.19		-		-		349,324.96		1,281,718.84		8,689.19
05/27/2020	Various 2020 Park Improvements		1,481,877.62		-		-		-		-		1,481,877.62
05/27/2020	2020 Road and Bridge Improvements		2,933,671.24		-		-		1,734,252.32		2,159,628.71		1,481,878.12
06/25/2020	Disaster Recovery Site		3,694.77		-		-		2,605,198.20		6,101,090.15		2,636,683.64
07/09/2020	Schools of Technology - Buses & Equipment		8,993.58		-		-		-		-		3,694.77
12/10/2020	Chapter 12 Community College		5,340,000.00		-		-		-		-		5,340,000.00

COUNTY OF HUDSON
GENERAL CAPITAL FUND
FOR THE YEAR ENDED DECEMBER 31, 2023
ANALYSIS OF CASH AND CASH EQUIVALENTS

Ordinance	Date of Improvement Authorizations (continued)	Description	Balance December 31, 2022		Cash Receipts		Cash Disbursements		Transfers		Balance December 31, 2023	
			\$		Miscellaneous		Improvement Authorizations		Miscellaneous			To
04/29/2021		Equipment for Roads and Public Property	\$ 254,297.73	-	\$ -	-	\$ 972,714.04	\$ -	258,649.84	\$ 1,363,058.39	\$ 385,992.24	
04/29/2021		Equipment for Parks Department	293.16	-	-	-	245,713.28	-	-	245,713.28	293.16	
04/29/2021		2021 Road and Bridge Improvements	10,917,433.00	-	-	-	5,759,320.93	-	2,021,935.60	96,153.85	3,232,330.32	
04/29/2021		2021 Parks Improvements	(12,133,112.49)	-	-	-	1,773,027.03	-	255,026.53	1,245,115.39	(12,916,050.66)	
04/29/2021		Schools of Technology - Buses & Equipment	390,290.69	-	-	-	383,401.00	-	-	-	6,889.69	
04/29/2021		Chapter 12 Community College	5,349,000.00	-	-	-	-	-	-	-	5,349,000.00	
05/13/2021		2021 Roads and Public Property Imp.	(10,693,987.03)	-	-	-	3,835,439.24	-	2,200,836.37	2,691,088.86	(14,039,173.78)	
04/28/2022		2022 Park Improvements	(12,402,521.30)	-	-	-	6,233,425.36	-	721,414.33	5,905,407.31	(13,451,953.68)	
04/28/2022		Parks Surveying and Equipment	468,362.39	-	-	-	326,087.11	-	-	222,536.11	364,811.39	
04/28/2022		2022 Road and Bridge Improvements	13,415,202.00	-	-	-	23,972.40	-	97,112.60	500,000.00	13,794,117.00	
09/08/2022		Schools of Technology-Buses & Equip.	(649,342.53)	-	-	-	2,001,852.49	-	-	-	348,804.98	
09/08/2022		Chapter 12 Community College	-	-	-	-	-	-	-	-	4,028,000.00	
02/23/2023		Various 2023 Capital Improvements	-	-	-	-	3,202,340.70	-	6,251,175.46	4,500,243.00	(4,953,273.16)	
02/23/2023		Roads & Public Property Design and Equipment	-	-	-	-	1,046,444.80	-	392,601.77	4,380,000.00	2,940,953.43	
04/27/2023		Various 2023 Park Improvements	-	-	-	-	7,690,233.35	-	5,673,038.88	2,627,467.00	(10,735,805.23)	
05/11/2023		Road & Bridge Improvements 2023	-	-	-	-	-	-	399,560.00	32,575,203.00	32,175,643.00	
06/22/2023		HCST Various Improvements 2023	-	-	-	-	1,266,727.32	-	-	-	(1,266,727.32)	
			\$ 34,995,878.48		\$ 14,645,488.10	\$ 7,028,000.00	\$ 52,278,420.36	\$ 819,571.19	\$ 151,734,672.39	\$ 151,734,672.39	\$ 3,571,375.03	
			C, C-2		C-2	C-2, C-19	C-2, C-13	C-2	Contra	Contra	C, C-2	
		Ref										

COUNTY OF HUDSON
 GENERAL CAPITAL FUND
 FOR THE YEAR ENDED DECEMBER 31, 2023

EXHIBIT C-4

SCHEDULE OF ROAD AID ALLOTMENTS RECEIVABLE

	<u>Ref.</u>		
Balance: December 31, 2022	C		\$ 56,231,090.78
Increased by NJDOT Awards:			
Ord. 330-5-2023: Road and Bridge Improvements			
NJ Department of Transportation			
State Grants			
Local Bridges Future Needs Program		\$ 2,070,558.00	
State Aid Program, Local Aid Allotment		6,764,645.00	
Federal Grants			
Local Safety Program		20,150,000.00	
NJTPA Local Capital Project Delivery Program		<u>3,590,000.00</u>	
	C-13		<u>32,575,203.00</u>
			88,806,293.78
Decreased by:			
Cash Receipts			
Transportation Alternatives Program	C-2		<u>450,115.33</u>
Balance: December 31, 2023	C		<u><u>\$ 88,356,178.45</u></u>

COUNTY OF HUDSON
 GENERAL CAPITAL FUND
 FOR THE YEAR ENDED DECEMBER 31, 2023

EXHIBIT C-5

SCHEDULE OF FEDERAL GRANTS RECEIVABLE

Balance: December 31, 2022	<u>Ref.</u> C		\$ -
Increased by Grant Awards:			
Ord. 145-2-2023: Road and Bridge Improvements Federal ARP Funds		\$ 3,500,000.00	
Ord. 303-4-2023: Various 2023 Park Improvements Federal ARP Funds		<u>1,500,000.00</u>	
	C-13		<u>5,000,000.00</u>
			5,000,000.00
Decreased by:			
Funds Received from Grant Fund	C-12		<u>1,500,000.00</u>
Balance: December 31, 2023	C		<u><u>\$ 3,500,000.00</u></u>

COUNTY OF HUDSON
GENERAL CAPITAL FUND
FOR THE YEAR ENDED DECEMBER 31, 2023

EXHIBIT C-6

SCHEDULE OF DUE FROM STATE OF NEW JERSEY - GREEN ACRES PROGRAM II

	<u>Ref.</u>	
Balance: December 31, 2023 and 2022	C	<u>\$ 3,966,440.50</u>

SCHEDULE OF DEFERRED CHARGES TO FUTURE TAXATION-FUNDED

EXHIBIT C-7

	<u>Ref.</u>	
Balance: December 31, 2022	C	\$ 426,944,198.92
Increased by:		
Issuance of Bonds to Finance:		
Series 2023 Bonds Issued, New Money	C-8, C-19	<u>7,028,000.00</u>
		433,972,198.92
Decreased by:		
Green Acres Loans Payable Retired	C-18	\$ 233,277.71
Serial Bonds Retired	C-19	26,349,000.00
Mortgage Payment to HCIA	C-21	<u>931,875.00</u>
		<u>27,514,152.71</u>
Balance: December 31, 2023	C	<u>\$ 406,458,046.21</u>
	Bonds Payable	\$ 397,189,000.00
	Green Acres Loan Payable	1,442,171.21
	Mortgage Payable	<u>7,826,875.00</u>
		<u>\$ 406,458,046.21</u>

COUNTY OF HUDSON
GENERAL CAPITAL FUND
FOR THE YEAR ENDED DECEMBER 31, 2023

SCHEDULE OF DEFERRED CHARGES TO FUTURE TAXATION - UNFUNDED

Ordinance Number	Date	Improvement Description	Balance		Increased by:		Decreased by:		Balance	
			Dec. 31, 2022	Dec. 31, 2023	Current Year Authorizations	Issuance of Bonds	Budget Appropriations	Cash Receipts	Dec. 31, 2023	
354-07-1997	07/10/1997	School of Technology Improvements	\$	50,000.00	\$	-	-	-	\$	50,000.00
502-10-1997	10/09/1997	Green Acres-Washington/Lincoln Parks		157,716.00		-	-	-		157,716.00
502-10-1997	10/09/1997	Bayonne Park - Green Acres		3,500.00		-	-	-		3,500.00
502-10-1997	10/09/1997	Laurel Hill Extension - Green Acres		69,997.50		-	-	-		69,997.50
331-06-1998	06/25/1998	School of Technology - Improvements		20,000.00		-	-	-		20,000.00
512-11-2000	11/21/2000	Various Capital Improvements		211,146.00		-	-	-		211,146.00
155-04-2005	04/14/2005	Various Capital Improvements		250,000.00		-	-	-		250,000.00
447-10-2005	10/27/2005	Open Space Trust Fund		200.00		-	-	-		200.00
267-06-2006	06/22/2006	Various Capital Improvements		438.40		-	-	-		438.40
268-06-2006	06/22/2006	Green Acres Project		1,050,000.00		-	-	-		1,050,000.00
534-11-2007	11/20/2007	Open Space Trust Fund		190.00		-	-	-		190.00
389-09-2008	09/10/2008	HC Community - 2008 Improvements		362,000.00		-	-	-		362,000.00
331-07-2010	07/08/2010	14th Street Viaduct		16,137,201.98		-	-	-		16,137,201.98
189-04-2011	04/28/2011	Various Capital Improvements		1,111,500.00		-	-	-		1,111,500.00
416-09-2011	09/22/2011	Acquire 830 Bergen Ave Property		396,763.00		-	-	-		396,763.00
237-04-2012	04/26/2012	Various 2012 Capital Improvements		991,070.00		-	-	-		991,070.00
117-2-2018	02/28/2018	Justice Complex Master Plan		346,000.00		-	-	-		346,000.00
339-6-2018	06/03/2018	Roads and Property Improvements		15,438,000.00		-	-	-		15,438,000.00
527-9-2018	09/13/2018	Energy Savings Refunding Bond		3,480,000.00		-	-	-		3,480,000.00
192-3-2019	03/28/2019	2019 Road and Bridge Improvements		4,887,322.12		-	-	-		4,887,322.12
553-9-2019	09/12/2019	Various 2019 Capital Improvements		28,380,950.00		-	-	-		28,380,950.00
328-5-2020	05/27/2020	Various Road and Bridge Improvements		3,909,523.00		-	-	-		3,909,523.00
244-4-2021	04/09/2021	2021 Road and Bridge Improvements		4,610,000.00		-	-	-		4,610,000.00
245-4-2021	04/09/2021	2021 Parks Improvements		15,685,714.00		-	-	-		15,685,714.00
268-5-2021	05/13/2021	2021 Roads and Public Property Imp.		21,392,380.00		-	-	-		21,392,380.00
247-4-2022	04/28/2022	2022 Park Improvements		17,153,923.00		-	-	-		17,153,923.00
249-4-2022	04/28/2022	2022 Road and Bridge Improvements		5,900,110.00		-	-	-		5,900,110.00
530-9-2022	09/08/2022	Schools of Technology-Buses & Equip.		3,000,000.00		-	-	-		3,000,000.00
531-9-2022	09/08/2022	Chapter 12 Community College		4,028,000.00		-	-	-		4,028,000.00
145-2-2023	02/23/2023	Various 2023 Capital Improvements		-		20,004,857.00	-	-		20,004,857.00
303-4-2023	04/27/2023	Various 2023 Park Improvements		-		22,549,333.00	-	-		22,549,333.00
330-5-2023	05/11/2023	Road & Bridge Improvements 2023		-		7,380,627.00	-	-		7,380,627.00
401-6-2023	06/22/2023	HCST Various Improvements 2023		-		3,000,000.00	-	-		3,000,000.00
590-9-2023	09/14/2023	HCCC Chapter 12 Capital Projects		-		4,312,663.00	-	-		4,312,663.00
637-9-2023	09/28/2023	HCCC Tower Project		-		36,000,000.00	-	-		36,000,000.00
				\$ 149,023,645.00		\$ 93,247,480.00	\$ 7,028,000.00	\$ 500,000.00	\$ 8,506,167.66	\$ 226,236,957.34
				C, C-22	C-13, C-22	C-7, C-19, C-22	C-12, C-22	C-2, C-22	C, C-22	

Ref.

SCHEDULE OF DEFERRED CHARGES TO FUTURE TAXATION - UNFUNDED
ANALYSIS OF ENDING BALANCE

Ordinance		Improvement Description	Balance Dec. 31, 2023	Analysis of Ending Unfunded Balance		Non-Financed Improvement Authorizations	
Number	Date			Bonds & Notes Authorized But Not Issued	Expended	Unexpended	
354-07-1997	07/10/1997	School of Technology Improvements	\$ 50,000.00	\$ 50,000.00	\$ 50,000.00	\$ -	
502-10-1997	10/09/1997	Green Acres-Washington/Lincoln Parks	157,716.00	157,716.00	83,765.58	73,950.42	
502-10-1997	10/09/1997	Bayonne Park - Green Acres	3,500.00	3,500.00	-	3,500.00	
502-10-1997	10/09/1997	Laurel Hill Extension - Green Acres	69,997.50	69,997.50	-	69,997.50	
331-06-1998	06/25/1998	School of Technology - Improvements	20,000.00	20,000.00	20,000.00	-	
512-11-2000	11/21/2000	Various Capital Improvements	211,146.00	211,146.00	210,485.52	660.48	
155-04-2005	04/14/2005	Various Capital Improvements	250,000.00	250,000.00	240,670.79	9,329.21	
447-10-2005	10/27/2005	Open Space Trust Fund	200.00	200.00	-	200.00	
267-06-2006	06/22/2006	Various Capital Improvements	438.40	438.40	-	438.40	
268-06-2006	06/22/2006	Green Acres Project	1,050,000.00	1,050,000.00	1,000,500.00	49,500.00	
534-11-2007	11/20/2007	Open Space Trust Fund	190.00	190.00	-	190.00	
389-09-2008	09/10/2008	HC Community - 2008 Improvements	362,000.00	362,000.00	-	362,000.00	
331-07-2010	07/08/2010	14th Street Viaduct	7,631,034.32	7,631,034.32	2,540,705.23	5,090,329.09	
189-04-2011	04/28/2011	Various Capital Improvements	1,111,500.00	1,111,500.00	1,111,500.00	-	
416-09-2011	09/22/2011	Acquire 830 Bergen Ave Property	396,763.00	396,763.00	396,763.00	-	
237-04-2012	04/26/2012	Various 2012 Capital Improvements	991,070.00	991,070.00	991,070.00	-	
117-2-2018	02/28/2018	Justice Complex Master Plan	346,000.00	346,000.00	247,167.65	98,832.35	
339-6-2018	06/03/2018	Roads and Property Improvements	15,438,000.00	15,438,000.00	14,263,814.40	1,174,185.60	
527-9-2018	09/13/2018	Energy Savings Refunding Bond	3,480,000.00	3,480,000.00	3,480,000.00	-	
192-3-2019	03/28/2019	2019 Road and Bridge Improvements	4,887,322.12	4,887,322.12	-	4,887,322.12	
553-9-2019	09/12/2019	Various 2019 Capital Improvements	28,380,950.00	28,380,950.00	25,254,521.11	3,126,428.89	
328-5-2020	05/27/2020	Various Road and Bridge Improvements	3,909,523.00	3,909,523.00	-	3,909,523.00	
244-4-2021	04/09/2021	2021 Road and Bridge Improvements	4,610,000.00	4,610,000.00	-	4,610,000.00	
245-4-2021	04/09/2021	2021 Parks Improvements	15,685,714.00	15,685,714.00	12,916,050.66	2,769,663.34	
268-5-2021	05/13/2021	2021 Roads and Public Property Imp.	21,392,380.00	21,392,380.00	14,039,173.78	7,353,206.22	
247-4-2022	04/28/2022	2022 Park Improvements	17,153,923.00	17,153,923.00	13,451,953.68	3,701,969.32	
249-4-2022	04/28/2022	2022 Road and Bridge Improvements	5,400,110.00	5,400,110.00	-	5,400,110.00	
145-2-2023	02/23/2023	Various 2023 Capital Improvements	20,004,857.00	20,004,857.00	4,953,273.16	15,051,583.84	
303-4-2023	04/27/2023	Various 2023 Park Improvements	22,549,333.00	22,549,333.00	10,735,805.23	11,813,527.77	
330-5-2023	05/11/2023	Road & Bridge Improvements 2023	7,380,627.00	7,380,627.00	-	7,380,627.00	
401-6-2023	06/22/2023	HCST Various Improvements 2023	3,000,000.00	3,000,000.00	1,266,727.32	1,733,272.68	
590-9-2023	09/14/2023	HCCC Chapter 12 Capital Projects	4,312,663.00	4,312,663.00	-	4,312,663.00	
637-9-2023	09/28/2023	HCCC Tower Project	36,000,000.00	36,000,000.00	-	36,000,000.00	
			<u>\$ 226,236,957.34</u>	<u>\$ 226,236,957.34</u>	<u>\$ 107,253,947.11</u>	<u>\$ 118,983,010.23</u>	
Ref.			C	C-22			

COUNTY OF HUDSON
GENERAL CAPITAL FUND
FOR THE YEAR ENDED DECEMBER 31, 2023

EXHIBIT C-9

SCHEDULE OF RESERVE FOR YOUTH CONSULTATION SERVICE

	<u>Ref.</u>	
Balance: December 31, 2023 and 2022	C	<u>\$ 130,934.65</u>

SCHEDULE OF RETAINED PERCENTAGES DUE CONTRACTOR

EXHIBIT C-10

	<u>Ref.</u>		
Balance: December 31, 2022	C		\$ 1,100,108.22
Increased by:			
Contracts Payable	C-14		<u>1,552,592.51</u>
			2,652,700.73
Decreased by:			
Cash Disbursements	C-2	\$ 407,642.78	
Contracts Payable	C-14	<u>1,322,029.11</u>	
			<u>1,729,671.89</u>
Balance: December 31, 2023	C		<u>\$ 923,028.84</u>

COUNTY OF HUDSON
GENERAL CAPITAL FUND
FOR THE YEAR ENDED DECEMBER 31, 2023

EXHIBIT C-11

SCHEDULE OF RESERVE FOR PRELIMINARY EXPENSE

Resolution and Project	Amount Authorized	Balance: December 31, 2022		2023 Authorizations	Cash Disbursements	Balance: December 31, 2023	
		Reserved	Encumbered			Encumbered	Reserved
2020 Countywide Building	\$ 400,000.00	\$ 1,140.00	\$ 49,508.20	\$ -	\$ -	\$ 49,508.20	\$ 1,140.00
534-9-2022: Hudson Smart County Project	50,000.00	-	-	50,000.00	50,000.00	-	-
304-4-2023: Various Park Projects	750,000.00	-	-	750,000.00	-	-	750,000.00
		<u>\$ 1,140.00</u>	<u>\$ 49,508.20</u>	<u>\$ 800,000.00</u>	<u>\$ 50,000.00</u>	<u>\$ 49,508.20</u>	<u>\$ 751,140.00</u>
	<u>Ref.</u>	<u>C</u>	<u>C-14</u>		<u>C-2</u>	<u>C-14</u>	<u>C</u>
534-9-2022: Hudson Smart County Project			C-15	\$ 50,000.00			
304-4-2023: Various Park Projects			C-15	750,000.00			

COUNTY OF HUDSON
GENERAL CAPITAL FUND
FOR THE YEAR ENDED DECEMBER 31, 2023

EXHIBIT C-12

SCHEDULE OF INTERFUNDS

	<u>Ref.</u>	<u>Total</u>	<u>Current Fund</u>	<u>Federal and State Grants Fund</u>
Increased by:				
Current Fund Budget Appropriations:				
Deferred Charges to Future Taxation	C-8, C-22	\$ 500,000.00	\$ 500,000.00	\$ -
Capital Improvement Fund	C-15	3,000,000.00	3,000,000.00	-
ARP Funds Received	C-5	1,500,000.00	-	1,500,000.00
Grant Reimbursement	C-13	50,000.00	-	50,000.00
Interfund Advances	contra	7,072,006.76	7,072,006.76	-
Cash Disbursements	C-2	361,928.31	361,928.31	-
		<u>12,483,935.07</u>	<u>10,933,935.07</u>	<u>1,550,000.00</u>
Decreased by:				
Cash Receipts		5,050,000.00	3,500,000.00	1,550,000.00
Interest Earned		358,085.11	358,085.11	-
	C-2	<u>5,408,085.11</u>	<u>3,858,085.11</u>	<u>1,550,000.00</u>
Anticipated as Current Fund				
Budget Revenue	C-17	7,000,000.00	7,000,000.00	-
Interfund Advances	contra	7,072,006.76	-	7,072,006.76
		<u>19,480,091.87</u>	<u>10,858,085.11</u>	<u>8,622,006.76</u>
Net Change in Interfunds		(6,996,156.80)	75,849.96	(7,072,006.76)
Balance: December 31, 2022				
Interfunds Payable	C	<u>\$ 75,849.96</u>	<u>\$ 75,849.96</u>	<u>\$ -</u>
Balance: December 31, 2023				
Interfunds Payable	C	<u>\$ 7,072,006.76</u>	<u>\$ -</u>	<u>\$ 7,072,006.76</u>

COUNTY OF HUDSON
GENERAL CAPITAL FUND
FOR THE YEAR ENDED DECEMBER 31, 2023
SCHEDULE OF IMPROVEMENT AUTHORIZATIONS

Number	Ordinance Date	Amount	Balance: December 31, 2022		2023 Authorizations	Other Reimbursements	Paid or Charged	Transfers to Reserves	Reallocated/Cancelled	Balance: December 31, 2023	
			Funded	Unfunded						Contracts Payable	Funded
624-11-1993	Various Improvements 11/23/1993	\$ 9,525,000.00	\$ 348.60	-	\$ -	-	\$ -	-	-	\$ 348.60	\$ -
626-12-1994	Various Improvements 12/08/1994	6,866,655.00	619,867.61	-	-	-	-	-	-	619,867.61	-
739-12-1995	Buildings, Roads, Intersections, & Bridges 12/28/1995	7,116,000.00	1,396.05	-	-	-	-	-	-	1,396.05	-
428-08-1997	Various Capital Improvements 03/27/1997	4,000,000.00	24,400.53	-	-	-	-	-	-	24,400.53	-
502-10-1997	W. Hudson & Lincoln Parks-Green Acres 10/09/1997	2,002,500.00	-	73,950.42	-	-	-	-	-	-	73,950.42
502-10-1997	Bayome Park - Green Acres 10/09/1997	411,000.00	237,561.03	3,500.00	-	-	-	-	-	237,561.03	3,500.00
502-10-1997	Laurel Hill Extension - Green Acres 10/09/1997	501,500.00	22,832.50	69,997.50	-	-	-	-	-	22,832.50	69,997.50
129-03-1998	Roads, Bridges, and Parks 03/12/1998	4,460,000.00	830,897.10	-	-	-	-	-	-	830,897.10	-
594-11-1998	Road, Intersection & Park Improvements 11/12/1998	8,788,315.00	453,470.57	-	-	-	-	-	-	453,470.57	-
594-11-1998	Improvements to Buildings & Facilities 11/12/1998	2,830,600.00	1,893,623.29	-	-	-	-	-	-	1,893,623.29	-
32-1-06-1999	HC Community College-Variou Projects 06/10/1999	19,125,000.00	65,025.75	-	-	-	-	-	-	65,025.75	-
460-09-1999	HC Community College-Improvements 09/09/1999	2,025,000.00	96,744.00	-	-	-	-	-	-	96,744.00	-
623-12-1999	Various Capital Improvements 12/09/1999	11,550,000.00	273,011.62	-	-	-	-	-	-	273,011.62	-
512-11-2000	Various Capital Improvements 11/21/2000	18,260,000.00	660.48	413,000.00	-	-	-	-	-	660.48	413,000.00
300-07-2001	Acquisition - Koppers Site, Kearny 07/26/2001	33,300,000.00	96,874.00	-	-	-	-	-	-	96,874.00	-
11-4-02-2002	Various Capital Improvements 02/14/2002	20,300,000.00	-	-	-	-	-	-	-	-	-
310-05-2002	HC Community College-Variou Projects 05/23/2002	15,200,000.00	131,463.26	116,283.72	-	-	-	-	-	116,283.72	-
228-04-2003	Various Capital Improvements 04/10/2003	15,520,000.00	62,166.11	-	-	-	40,598.20	-	-	21,567.91	-
135-02-2003	Improvements-Parks/Recreation Facilities 02/27/2003	2,500,000.00	700,000.00	-	-	-	-	-	-	700,000.00	-
136-02-2003	Purchase & Improvements of Various Equip. 02/27/2003	1,500,000.00	69.83	-	-	-	-	-	-	69.83	-
477-09-2003	Acquisition & Installation of Various Equip. 09/11/2003	5,930,000.00	63,482.10	-	-	-	-	-	-	63,482.10	-
148-04-2004	Acquisition & Installation of Various Equip. 04/07/2004	1,000,000.00	5,340.58	-	-	-	-	-	-	5,340.58	-
147-04-2004	Various Capital Improvements 04/07/2004	14,450,000.00	3,762.92	6,662.04	-	-	-	-	-	10,424.96	-
155-04-2005	Various Capital Improvements 04/14/2005	14,000,000.00	-	9,329.21	-	-	-	-	-	(0.00)	9,329.21
156-04-2005	Equipment, Furnishings and Vehicles 04/14/2005	1,665,000.00	1,095.92	1,095.92	-	-	-	-	-	1,095.92	-
447-10-2005	Open Space Trust Fund 10/27/2005	6,075,000.00	473,280.31	200.00	-	-	-	-	-	473,280.31	200.00
267-06-2006	Various Improvements-Equip/Furnishings 06/22/2006	19,900,000.00	169,080.56	438.40	-	-	-	-	-	169,080.56	438.40
268-06-2006	Green Acres Park Improvements 06/22/2006	6,750,000.00	-	49,500.00	-	-	-	-	-	-	49,500.00
201-05-2007	Various Improvements-Equip/Furnishings 05/10/2007	24,874,000.00	655,497.40	-	-	-	600.00	-	-	655,497.40	-
534-11-2007	Open Space, Rec and Historic Preservation 11/20/2007	6,440,000.00	\$ 2,345,515.28	190.00	\$ -	\$ -	\$ -	\$ -	\$ -	\$ 2,345,515.28	\$ 190.00
100-03-2008	County Plaza Building Projects 03/13/2008	6,200,000.00	49,942.07	-	-	-	-	-	-	49,942.07	-
137-03-2008	Career Development Center Project 03/27/2008	6,500,000.00	1,760,733.23	-	-	-	-	-	-	1,760,733.23	-
389-09-2008	Various 2008 Capital Improvements 09/10/2008	16,200,000.00	335,085.60	362,000.00	-	-	48,336.10	-	-	1,334,239.05	362,000.00
536-11-2008	Equipment, Furnishings, and Vehicles 11/25/2008	21,433,000.00	161,052.49	-	-	-	-	-	-	143,911.10	161,052.49
276-07-2009	Various Capital Improvements 07/09/2009	21,600,000.00	2,503,613.92	-	-	-	37,086.84	-	-	327,302.23	-
33-1-08-2009	Acquisition of 567 Pavonia Avenue										

COUNTY OF HUDSON
GENERAL CAPITAL FUND
FOR THE YEAR ENDED DECEMBER 31, 2023
SCHEDULE OF IMPROVEMENT AUTHORIZATIONS

Number	Ordinance Date	Amount	Balance: December 31, 2022		2023 Authorizations	Other Reimbursements	Paid or Charged	Transfers to Reserves	Reallocated/Cancelled	Balance: December 31, 2023	
			Funded	Unfunded						Contracts Payable	Funded
088-02-2010	08/25/2009	11,500,000.00	68,101.44	-	-	-	-	-	-	2,714.55	68,101.44
331-07-2010	02/11/2010	25,604,000.00	1,343,091.20	-	-	-	20,300.00	-	-	423,874.38	1,343,091.20
457-10-2010	07/08/2010	58,650,000.00	-	5,090,329.09	-	-	-	-	-	158,984.96	5,090,329.09
485-10-2010	10/14/2010	14,500,000.00	2,625,853.18	-	-	4,007.46	-	-	-	475,777.72	2,625,853.18
189-04-2011	10/28/2010	1,230,000.00	28,614.00	-	-	-	-	-	-	-	28,614.00
416-09-2011	04/22/2011	6,381,000.00	-	-	-	623,140.14	-	-	-	365,157.89	-
237-04-2012	09/22/2011	15,750,000.00	-	-	-	-	-	-	-	297,879.45	-
265-05-2012	04/26/2012	6,573,000.00	-	-	-	-	-	-	-	1,923.03	0.00
407-07-2012	05/10/2012	32,066,532.00	1,635,707.64	-	-	574,586.01	-	7,844.00	-	788,772.78	1,479,303.10
613-12-2012	07/12/2012	8,710,000.00	10.44	-	-	-	-	-	-	-	10.44
233-04-2013	12/06/2012	7,000,000.00	580,013.16	-	-	-	-	-	-	8,635.36	580,013.16
374-06-2013	04/25/2013	10,456,430.00	1,013,416.50	-	-	-	-	-	-	130,661.44	1,013,416.50
719-12-2013	06/27/2013	4,250,000.00	6,543.04	-	-	-	-	-	-	-	6,543.04
366-06-2014	12/12/2013	35,099,100.00	567,648.82	-	-	11,817.73	-	-	-	2,068,328.88	467,798.64
528-09-2014	06/26/2014	9,003,798.00	-	-	-	-	-	-	-	708,412.87	-
529-09-2014	09/11/2014	3,200,000.00	29.23	-	-	-	-	-	-	20.96	29.23
715-12-2014	09/11/2014	13,800,000.00	8.15	-	-	-	-	-	-	-	8.15
269-05-2015	12/11/2014	53,167,000.00	9,096,232.64	-	-	5,343.75	-	-	-	2,006,981.66	9,147,817.26
648-11-2015	05/14/2005	8,337,346.00	-	-	-	-	-	-	-	519,864.51	-
753-12-2015	11/24/2015	3,000,000.00	608.20	-	-	-	-	-	-	-	608.20
754-12-2015	12/23/2015	44,884,166.00	3,427,995.86	-	-	494,026.33	-	-	-	1,354,058.46	2,446,236.20
192-3-2016	12/23/2015	245,000.00	55,972.36	-	-	-	-	-	-	-	55,972.36
228-4-2017	03/28/2016	11,761,968.00	692,462.47	-	-	257,984.05	-	-	-	784,858.89	387,167.43
534-8-2017	04/12/2017	10,368,733.70	1,525,209.32	-	-	1,784,493.52	-	-	-	1,194,076.55	751,820.46
590-9-2017	08/10/2017	8,000,000.00	61,320.29	-	-	28,950.00	-	-	-	-	32,370.29
591-9-2017	09/14/2017	18,195,000.00	13,662.30	-	-	60,666.44	-	-	-	1,529,460.98	112,420.86
117-2-2018	09/14/2017	30,194,538.00	6,270,219.06	-	-	692,999.44	-	-	-	1,088,079.47	5,333,510.12
215-4-2018	02/22/2018	6,680,000.00	-	269,832.35	-	244,490.00	-	-	-	145,347.90	98,832.35
217-4-2018	04/12/2018	12,754,493.00	1,587,319.39	-	-	3,448,617.45	-	-	-	2,126,922.65	751,012.55
339-6-2018	04/12/2018	12,367,946.00	97,215.97	-	-	1,203,827.94	-	-	-	415,026.15	97,215.97
527-9-2018	05/24/2008	16,210,380.00	-	1,700,075.97	-	48,204.37	-	-	-	537,515.85	1,174,185.60
528-9-2018	09/13/2018	28,000,000.00	-	-	-	750,284.00	-	-	-	311,051.00	-
529-9-2018	09/13/2018	6,700,000.00	4,430,301.87	-	-	1,265,628.92	-	-	-	-	3,164,672.95
191-3-2019	09/13/2018	8,000,000.00	27,943.59	-	-	27,943.58	-	-	-	-	0.01
192-3-2019	03/28/2019	7,550,000.00	1,129,464.61	-	-	105,752.90	-	-	-	-	1,129,464.61
	03/28/2019	17,656,179.00	5,836,387.27	4,887,322.12	-	1,948,758.59	-	-	-	2,246,193.50	5,453,376.88

**COUNTY OF HUDSON
GENERAL CAPITAL FUND
FOR THE YEAR ENDED DECEMBER 31, 2023**

EXHIBIT C-14

SCHEDULE OF CONTRACTS PAYABLE

Balance: December 31, 2022	<u>Ref.</u> C		\$ 49,213,202.58
Increased by:			
Improvement Authorizations	C-13	\$ 43,139,730.86	
Public Buildings, Grounds & Parks Arts Inclusion	C-20	128,348.77	
Reserve for Preliminary Expenses	C-11	49,508.20	
Retained Percentages Due Contractor	C-10	<u>1,322,029.11</u>	
			<u>44,639,616.94</u>
			93,852,819.52
Decreased by:			
Retained Percentages Due Contractor	C-10	1,552,592.51	
Reserve for Preliminary Expenses	C-11	49,508.20	
Improvement Authorizations	C-13	<u>47,611,101.87</u>	
			<u>49,213,202.58</u>
Balance: December 31, 2023	C		<u><u>\$ 44,639,616.94</u></u>

SCHEDULE OF CAPITAL IMPROVEMENT FUND

EXHIBIT C-15

Balance: December 31, 2022	<u>Ref.</u> C		\$ 6,218,342.17
Increased by:			
Cash Received for:			
Current Fund Budget Appropriation	C-12		<u>3,000,000.00</u>
			9,218,342.17
Decreased by:			
Improvement Authorizations:			
145-2-2023: Various 2023 Capital Improvements		\$ 1,000,243.00	
146-2-2023: Roads and Public Property Design and Equipment		4,380,000.00	
303-4-2023: Various 2023 Park Improvements		<u>1,127,467.00</u>	
	C-13	6,507,710.00	
Reserve for Preliminary Expenses			
534-9-2022: Hudson Smart County Project	C-11	50,000.00	
304-4-2023: Various Park Projects	C-11	<u>750,000.00</u>	
			<u>7,307,710.00</u>
Balance: December 31, 2023	C		<u><u>\$ 1,910,632.17</u></u>

COUNTY OF HUDSON
GENERAL CAPITAL FUND
FOR THE YEAR ENDED DECEMBER 31, 2023

EXHIBIT C-16

SCHEDULE OF RESERVE FOR STATE ROAD AID ALLOTMENTS

Balance: December 31, 2023 and 2022	<u>Ref.</u> C	\$ 2,142,499.87
Analysis of Ending Balance:		
River Road Improvement		18,247.04
Newark/Jersey City Turnpike, Kearny Pump Emergency		26,924.57
JFK Boulevard Section X - Bayonne		18,661.00
Traffic Signal Improvements Package "K"		88,687.26
Passaic Ave Bridge / Secaucus Blvd		1,000,000.00
JFK Boulevard Traffic Signal Improvements		590,000.00
Design Pedestrian Overpass - 32nd St.		399,980.00
		<u>\$ 2,142,499.87</u>

SCHEDULE FOR RESERVE FOR PAYMENT OF DEBT

EXHIBIT C-17

Balance: December 31, 2022	<u>Ref.</u> C	\$ 25,515,187.74
Increased by:		
Premium on Series 2023 Bonds	C-2	281,120.00
		<u>25,796,307.74</u>
Decreased by:		
Anticipated as Current Fund Budget Revenue	C-12	7,000,000.00
		<u>7,000,000.00</u>
Balance: December 31, 2023	C	<u>\$ 18,796,307.74</u>
	Bonds	\$ 18,481,120.40
	Notes	315,187.34
		<u>\$ 18,796,307.74</u>

COUNTY OF HUDSON
GENERAL CAPITAL FUND
FOR THE YEAR ENDED DECEMBER 31, 2023
SCHEDULE OF GREEN ACRES LOANS PAYABLE

Description	Date of Issue	Original Issue Amount	Maturities of Bonds Outstanding		Interest Rates	Balance: Dec. 31, 2022	Retired	Balance: Dec. 31, 2023
			Date	Amount				
Urban Nature Center	Nov. 3, 2003	\$ 270,000.00				\$ 16,540.93	\$ 16,540.93	\$ -
Bayonne Waterfront Park	Dec. 29, 2005	\$ 498,391.00	Mar. 29, 2024	\$ 14,891.14	2.000%	\$ 89,805.38	\$ 29,341.41	\$ 60,463.97
			Sep. 29, 2024	15,040.04	2.000%			
			Mar. 29, 2025	15,190.44	2.000%			
			Sep. 29, 2025	15,342.35	2.000%			
Bayonne Gregg Park Dev.	Feb. 23, 2009	\$ 250,000.00	May 26, 2024	\$ 7,036.70	2.000%	\$ 87,484.58	\$ 13,865.08	\$ 73,619.50
			Nov. 26, 2024	7,107.07	2.000%			
			May 26, 2025	7,178.14	2.000%			
			Nov. 26, 2025	7,249.92	2.000%			
			May 26, 2026	7,322.42	2.000%			
			Nov. 26, 2026	7,395.65	2.000%			
			May 26, 2027	7,469.60	2.000%			
			Nov. 26, 2027	7,544.30	2.000%			
			May 26, 2028	7,619.75	2.000%			
			Nov. 26, 2028	7,695.95	2.000%			
Environmental Projects 0900-95-076	Nov. 13, 2012	\$ 844,784.00	Feb. 16, 2024	\$ 33,779.20	2.000%	\$ 274,368.53	\$ 66,558.37	\$ 207,810.16
			Aug. 16, 2024	34,117.00	2.000%			
			Feb. 16, 2025	34,458.16	2.000%			
			Aug. 16, 2025	34,802.75	2.000%			
			Feb. 16, 2026	35,150.77	2.000%			
			Aug. 16, 2026	35,502.28	2.000%			
Laurel Hill Park 0900-01-031	Dec. 20, 2012	\$ 950,000.00	Mar. 21, 2024	\$ 24,693.46	2.000%	\$ 533,011.76	\$ 48,655.87	\$ 484,355.89
			Sept. 21, 2024	24,940.39	2.000%			
			Mar. 21, 2025	25,189.79	2.000%			
			Sept. 21, 2025	25,441.69	2.000%			
			Mar. 21, 2026	25,696.10	2.000%			
			Sept. 21, 2026	25,953.07	2.000%			
			Mar. 21, 2027	26,212.60	2.000%			
			Sept. 21, 2027	26,474.73	2.000%			
			Mar. 21, 2028	26,739.47	2.000%			
			Sept. 21, 2028	27,006.87	2.000%			
			Mar. 21, 2029	27,276.94	2.000%			
			Sept. 21, 2029	27,549.70	2.000%			
			Mar. 21, 2030	27,825.20	2.000%			
			Sept. 21, 2030	28,103.46	2.000%			
			Mar. 21, 2031	28,384.49	2.000%			
			Sept. 21, 2031	28,668.34	2.000%			
			Mar. 21, 2032	28,955.02	2.000%			
			Sept. 21, 2032	29,244.57	2.000%			

COUNTY OF HUDSON
GENERAL CAPITAL FUND
FOR THE YEAR ENDED DECEMBER 31, 2023
SCHEDULE OF GREEN ACRES LOANS PAYABLE

Description	Date of Issue	Original Issue Amount	Maturities of Bonds Outstanding		Interest Rates	Balance: Dec. 31, 2022	Retired	Balance: Dec. 31, 2023
			Date	Amount				
Multi-Parks Playground 0900-04-031	Aug. 19, 2013	\$ 1,150,000.00	May 22, 2024	\$ 29,596.12	2.0000%	\$ 674,237.74	\$ 58,316.05	\$ 615,921.69
			Nov. 22, 2024	29,892.08	2.0000%			
			May 22, 2025	30,191.00	2.0000%			
			Nov. 22, 2025	30,492.90	2.0000%			
			May 22, 2026	30,797.84	2.0000%			
			Nov. 22, 2026	31,105.82	2.0000%			
			May 22, 2027	31,416.88	2.0000%			
			Nov. 22, 2027	31,731.04	2.0000%			
			May 22, 2028	32,048.35	2.0000%			
			Nov. 22, 2028	32,368.84	2.0000%			
			May 22, 2029	32,692.53	2.0000%			
			Nov. 22, 2029	33,019.45	2.0000%			
			May 22, 2030	33,349.65	2.0000%			
			Nov. 22, 2030	33,683.14	2.0000%			
May 22, 2031	34,019.97	2.0000%						
Nov. 22, 2031	34,360.17	2.0000%						
May 22, 2032	34,703.78	2.0000%						
Nov. 22, 2032	35,050.80	2.0000%						
May 22, 2033	35,401.33	2.0000%						

\$ 1,675,448.92	\$ 233,277.71	\$ 1,442,171.21
C	C-7	C

Ref:

COUNTY OF HUDSON
GENERAL CAPITAL FUND
FOR THE YEAR ENDED DECEMBER 31, 2023

SCHEDULE OF GENERAL SERIAL AND TERM BONDS PAYABLE

Description	Date of Issue	Original Issue Amount	Maturities of Bonds Outstanding December 31, 2023		Interest Rates	Balance: Dec. 31, 2022	Issued	Retired	Balance: Dec. 31, 2023	
			Date	Amount						
General Obligation Recovery Zone Economic Development Bonds	Dec. 22, 2010	\$ 20,700,000.00	Dec. 1, 2024 (1)	1,400,000.00	6.516%	\$ 11,200,000.00	\$ -	\$ 1,400,000.00	\$ 9,800,000.00	
			Dec. 1, 2025 (1)	1,400,000.00	6.516%					
			Dec. 1, 2026 (2)	1,400,000.00	6.928%					
			Dec. 1, 2027 (2)	1,400,000.00	6.928%					
			Dec. 1, 2028 (2)	1,400,000.00	6.928%					
			Dec. 1, 2029 (2)	1,400,000.00	6.928%					
General Improvement Bonds Series 2012	June 19, 2012	\$ 10,925,000.00	Mar. 15, 2024	630,000.00	3.000%	\$ 6,295,000.00	\$ -	\$ 625,000.00	\$ 5,670,000.00	
			Mar. 15, 2025	630,000.00	3.000%					
			Mar. 15, 2026	630,000.00	3.250%					
			Mar. 15, 2027	630,000.00	3.500%					
			Mar. 15, 2028	630,000.00	3.500%					
			Mar. 15, 2029	630,000.00	3.500%					
General Obligation Bonds Series 2014 (Callable)	Nov. 25, 2014	\$ 74,000,000.00	Dec. 1, 2024	4,335,000.00	5.000%	\$ 42,785,000.00	\$ -	\$ 4,225,000.00	\$ 38,560,000.00	
			Dec. 1, 2025	4,455,000.00	5.000%					
			Dec. 1, 2026	4,585,000.00	3.000%					
			Dec. 1, 2027	4,725,000.00	4.000%					
			Dec. 1, 2028	4,875,000.00	4.000%					
			Dec. 1, 2029	5,030,000.00	4.000%					
Energy Savings Obligation Refunding Bonds Series 2018	Dec. 13, 2018	\$ 24,520,000.00	June 15, 2024	820,000.00	5.000%	\$ 22,605,000.00	\$ -	\$ 795,000.00	\$ 21,810,000.00	
			June 15, 2025	895,000.00	5.000%					
			June 15, 2026	690,000.00	5.000%					
			June 15, 2027	760,000.00	5.000%					
			June 15, 2028	835,000.00	5.000%					
			June 15, 2029	920,000.00	5.000%					
General Obligation Bonds Series 2010	Nov. 25, 2010	\$ 13,775,000.00	June 15, 2030	1,005,000.00	5.000%					
			June 15, 2031	1,095,000.00	5.000%					
			June 15, 2032	1,190,000.00	5.000%					
			June 15, 2033	1,295,000.00	5.000%					
			June 15, 2034	1,405,000.00	5.000%					
			June 15, 2035	1,520,000.00	5.000%					
			June 15, 2036	1,640,000.00	4.000%					
			June 15, 2037	1,750,000.00	4.000%					
			June 15, 2038	1,870,000.00	4.000%					
			June 15, 2039	1,995,000.00	4.000%					
June 15, 2040	2,125,000.00	4.000%								

COUNTY OF HUDSON
GENERAL CAPITAL FUND
FOR THE YEAR ENDED DECEMBER 31, 2023

SCHEDULE OF GENERAL SERIAL AND TERM BONDS PAYABLE

Description	Date of Issue	Original Issue Amount	Maturities of Bonds Outstanding December 31, 2023				Interest Rates	Balance: Dec. 31, 2022	Retired	Balance: Dec. 31, 2023
			Date	Amount	Issued	Retired				
General Improvement Bonds, S.2020 Ordinance No. 276-07-2009 \$4,819,678	Nov. 18, 2020	\$ 223,086,000.00	Nov. 15, 2024	6,820,000.00	\$ -	3.000%	\$ 206,270,000.00	\$ 6,820,000.00	\$ 199,450,000.00	
Ordinance No. 265-05-2012 \$26,003,214			Nov. 15, 2025	8,000,000.00		3.000%				
Ordinance No. 719-12-2013 \$29,359,628			Nov. 15, 2026	8,270,000.00		3.000%				
Ordinance No. 715-12-2014 \$50,507,000			Nov. 15, 2027	9,060,000.00		3.000%				
Ordinance No. 753-12-2015 \$42,746,230			Nov. 15, 2028	9,000,000.00		3.000%				
Ordinance No. 590-09-2017 \$17,285,250			Nov. 15, 2029	9,000,000.00		3.000%				
Ordinance No. 591-09-2017 \$28,684,811			Nov. 15, 2030	10,000,000.00		3.000%				
Ordinance No. 191-03-2019 \$6,714,285			Nov. 15, 2031	10,250,000.00		3.000%				
Ordinance No. 189-03-2020 as amended			Nov. 15, 2032	11,700,000.00		3.000%				
by Ord. No. 327-5-2020 \$16,965,904			Nov. 15, 2033	11,750,000.00		3.000%				
			Nov. 15, 2034	12,000,000.00		2.000%				
			Nov. 15, 2035	12,000,000.00		2.000%				
			Nov. 15, 2036	13,600,000.00		2.125%				
			Nov. 15, 2037	13,600,000.00		2.125%				
			Nov. 15, 2038	13,600,000.00		2.250%				
			Nov. 15, 2039	13,600,000.00		2.375%				
			Nov. 15, 2040	13,600,000.00		2.375%				
			Nov. 15, 2041	13,600,000.00		3.000%				
Open Space Bonds	July 13, 2011	\$ 6,446,000.00	July 15, 2024	245,000.00	\$ -	4.000%	\$ 4,306,000.00	\$ 235,000.00	\$ 4,071,000.00	
			July 15, 2025	260,000.00		4.000%				
			July 15, 2026	270,000.00		4.000%				
			July 15, 2027	285,000.00		4.000%				
			July 15, 2028	300,000.00		4.000%				
			July 15, 2029	315,000.00		4.125%				
			July 15, 2030	330,000.00		4.125%				
			July 15, 2031	335,000.00		4.250%				
			July 15, 2032	340,000.00		4.375%				
			July 15, 2033	345,000.00		4.500%				
			July 15, 2034	350,000.00		4.500%				
			July 15, 2035	350,000.00		4.625%				
			July 15, 2036	346,000.00		4.625%				
County College Bonds, Series 2013	June 25, 2013	\$ 8,710,000.00	Mar. 15, 2024	500,000.00	\$ -	4.000%	\$ 5,500,000.00	\$ 500,000.00	\$ 5,000,000.00	
Ordinance No. 407-07-2012			Mar. 15, 2025	500,000.00		4.000%				
			Mar. 15, 2026	500,000.00		4.125%				
			Mar. 15, 2027	500,000.00		4.250%				
			Mar. 15, 2028	500,000.00		4.500%				
			Mar. 15, 2029	500,000.00		4.630%				
			Mar. 15, 2030	500,000.00		4.630%				
			Mar. 15, 2031	500,000.00		4.750%				
			Mar. 15, 2032	500,000.00		4.750%				
			Mar. 15, 2033	500,000.00		4.750%				

COUNTY OF HUDSON
GENERAL CAPITAL FUND
FOR THE YEAR ENDED DECEMBER 31, 2023

SCHEDULE OF GENERAL SERIAL AND TERM BONDS PAYABLE

Description	Date of Issue	Original Issue Amount	Maturities of Bonds Outstanding		Interest Rates	Balance: Dec. 31, 2022	Issued	Retired	Balance: Dec. 31, 2023
			Date	Amount					
General Improvement Bonds Series 2015 Ordinance No. 529-09-2014 Community College Science Building	June 18, 2015	\$ 5,700,000.00	June 1, 2024	265,000.00	5.000%	\$ 4,005,000.00	\$ -	\$ 260,000.00	\$ 3,745,000.00
			June 1, 2025	270,000.00	5.000%				
			June 1, 2026	280,000.00	2.750%				
			June 1, 2027	285,000.00	3.000%				
			June 1, 2028	295,000.00	3.000%				
			June 1, 2029	305,000.00	3.000%				
			June 1, 2030	315,000.00	3.125%				
			June 1, 2031	325,000.00	3.250%				
			June 1, 2032	335,000.00	3.250%				
			June 1, 2033	345,000.00	3.375%				
June 1, 2034	355,000.00	3.375%							
June 1, 2035	370,000.00	3.500%							
County College Bonds Series 2012 (County College Bond Act, 1971 NJ Laws c. 12)	June 19, 2012	\$ 8,500,000.00	Mar. 15, 2024	690,000.00	3.000%	\$ 3,460,000.00	\$ -	\$ 670,000.00	\$ 2,790,000.00
			Mar. 15, 2025	700,000.00	3.000%				
			Mar. 15, 2026	700,000.00	3.250%				
Mar. 15, 2027	700,000.00	3.500%							
County College Bonds, Series 2013 (County College Bond Act, 1971 NJ Laws c. 12) Ordinance No. 267-05-2012	June 25, 2013	\$ 1,500,000.00	Mar. 15, 2024	120,000.00	4.000%	\$ 740,000.00	\$ -	\$ 120,000.00	\$ 620,000.00
			Mar. 15, 2025	120,000.00	4.000%				
			Mar. 15, 2026	120,000.00	4.125%				
			Mar. 15, 2027	120,000.00	4.250%				
Mar. 15, 2028	140,000.00	4.500%							
County College Bonds Bonds, Series 2014 (County College Bond Act, 1971 NJ Laws c. 12) Ordinance No. 374-06-2013	June 11, 2014	\$ 4,250,000.00	Mar. 15, 2024	340,000.00	3.000%	\$ 2,410,000.00	\$ -	\$ 310,000.00	\$ 2,100,000.00
			Mar. 15, 2025	340,000.00	3.000%				
			Mar. 15, 2026	340,000.00	3.000%				
			Mar. 15, 2027	340,000.00	3.000%				
			Mar. 15, 2028	340,000.00	3.000%				
Mar. 15, 2029	400,000.00	3.250%							
County College Bonds Series 2015 (County College Bond Act, P.L. 1971 c. 12) Ordinance No. 528-09-2014 Chapter 12 Community College	June 18, 2015	\$ 3,200,000.00	June 1, 2024	215,000.00	5.000%	\$ 1,835,000.00	\$ -	\$ 210,000.00	\$ 1,625,000.00
			June 1, 2025	220,000.00	5.000%				
			June 1, 2026	225,000.00	2.750%				
			June 1, 2027	230,000.00	3.000%				
			June 1, 2028	240,000.00	3.000%				
			June 1, 2029	245,000.00	3.000%				
June 1, 2030	250,000.00	3.125%							

COUNTY OF HUDSON
GENERAL CAPITAL FUND
FOR THE YEAR ENDED DECEMBER 31, 2023

SCHEDULE OF GENERAL SERIAL AND TERM BONDS PAYABLE

Description	Date of Issue	Original Issue Amount	Maturities of Bonds Outstanding		Interest Rates	Balance: Dec. 31, 2022	Issued	Retired	Balance: Dec. 31, 2023				
			Date	Amount									
County College Bonds, Series 2016B (County College Bond Act, 1971 NJ Laws c. 12) Ordinance 648-11-2015	June 14, 2016	\$ 3,000,000.00	July 1, 2024	200,000.00	4.000%	\$ 1,955,000.00	\$ -	\$ 190,000.00	\$ 1,765,000.00				
			July 1, 2025	205,000.00	4.000%								
			July 1, 2026	210,000.00	4.000%								
			July 1, 2027	215,000.00	2.000%								
			July 1, 2028	225,000.00	2.000%								
			July 1, 2029	230,000.00	2.000%								
			July 1, 2030	235,000.00	2.250%								
			July 1, 2031	245,000.00	2.250%								
			July 1, 2024	200,000.00	5.000%					\$ 2,200,000.00	\$ -	\$ 195,000.00	\$ 2,005,000.00
			July 1, 2025	205,000.00	5.000%								
July 1, 2026	210,000.00	5.000%											
July 1, 2027	215,000.00	5.000%											
July 1, 2028	220,000.00	4.000%											
July 1, 2029	225,000.00	4.000%											
July 1, 2030	235,000.00	4.000%											
July 1, 2031	245,000.00	3.000%											
July 1, 2032	250,000.00	3.000%											
County College Refunding Bonds (Callable), Series 2017 (County College Bond Act, 1971 NJ Laws c. 12)	Nov. 30, 2017	\$ 17,025,000.00	Feb. 15, 2024	1,705,000.00	4.000%	\$ 13,540,000.00	\$ -	\$ 1,710,000.00	\$ 11,830,000.00				
			Feb. 15, 2025	1,700,000.00	4.000%								
			Feb. 15, 2026	1,695,000.00	4.000%								
			Feb. 15, 2027	1,690,000.00	4.000%								
			Feb. 15, 2028	1,685,000.00	4.000%								
			Feb. 15, 2029	1,680,000.00	4.000%								
			Feb. 15, 2030	1,675,000.00	4.000%								
			July 1, 2024	235,000.00	5.000%					\$ 2,550,000.00	\$ -	\$ 225,000.00	\$ 2,325,000.00
			July 1, 2025	240,000.00	5.000%								
			July 1, 2026	245,000.00	5.000%								
July 1, 2027	250,000.00	3.000%											
July 1, 2028	255,000.00	3.000%											
July 1, 2029	260,000.00	3.000%											
July 1, 2030	270,000.00	3.000%											
July 1, 2031	280,000.00	3.000%											
July 1, 2032	290,000.00	3.000%											

COUNTY OF HUDSON
GENERAL CAPITAL FUND
FOR THE YEAR ENDED DECEMBER 31, 2023
SCHEDULE OF GENERAL SERIAL AND TERM BONDS PAYABLE

Description	Date of Issue	Original Issue Amount	Maturities of Bonds Outstanding		Interest Rates	Balance:		Retired	Balance: Dec. 31, 2023
			Date	Amount		Dec. 31, 2022	Issued		
County College Bonds, Series 2019 (County College Bond Act, 1971 N.J. Laws c. 12) Ordinance No. 528-9-2018	July 1, 2024	\$ 3,400,000.00	July 1, 2024	270,000.00	5.000%	\$ 6,025,000.00	\$ -	\$ 255,000.00	\$ 5,770,000.00
	July 1, 2025		July 1, 2025	285,000.00	5.000%				
	July 1, 2026		July 1, 2026	300,000.00	5.000%				
	July 1, 2027		July 1, 2027	315,000.00	4.000%				
	July 1, 2028		July 1, 2028	330,000.00	4.000%				
	July 1, 2029		July 1, 2029	345,000.00	4.000%				
	July 1, 2030		July 1, 2030	360,000.00	4.000%				
	July 1, 2031		July 1, 2031	375,000.00	4.000%				
	July 1, 2032		July 1, 2032	390,000.00	4.000%				
	July 1, 2033		July 1, 2033	400,000.00	3.000%				
	July 1, 2034		July 1, 2034	400,000.00	3.000%				
	July 1, 2035		July 1, 2035	400,000.00	3.000%				
	July 1, 2036		July 1, 2036	400,000.00	3.000%				
July 1, 2037	July 1, 2037	400,000.00	3.000%						
July 1, 2038	July 1, 2038	400,000.00	3.000%						
July 1, 2039	July 1, 2039	400,000.00	3.000%						
County College Bonds, Series 2021 (County College Bond Act, 1971 N.J. Laws c. 12) Ordinance No. 518-8-2019 \$3,500,000 Ordinance No. 759-12-2020 \$5,340,000	July 1, 2024	\$ 8,840,000.00	July 1, 2024	370,000.00	4.000%	\$ 8,485,000.00	\$ -	\$ 365,000.00	\$ 8,120,000.00
	July 1, 2025		July 1, 2025	380,000.00	4.000%				
	July 1, 2026		July 1, 2026	385,000.00	3.000%				
	July 1, 2027		July 1, 2027	395,000.00	3.000%				
	July 1, 2028		July 1, 2028	400,000.00	3.000%				
	July 1, 2029		July 1, 2029	410,000.00	3.000%				
	July 1, 2030		July 1, 2030	420,000.00	2.000%				
	July 1, 2031		July 1, 2031	430,000.00	2.000%				
	July 1, 2032		July 1, 2032	440,000.00	2.000%				
	July 1, 2033		July 1, 2033	450,000.00	2.000%				
	July 1, 2034		July 1, 2034	460,000.00	2.000%				
	July 1, 2035		July 1, 2035	470,000.00	2.000%				
	July 1, 2036		July 1, 2036	485,000.00	2.000%				
July 1, 2037	July 1, 2037	495,000.00	2.000%						
July 1, 2038	July 1, 2038	510,000.00	2.000%						
July 1, 2039	July 1, 2039	525,000.00	2.000%						
July 1, 2040	July 1, 2040	540,000.00	2.000%						
July 1, 2041	July 1, 2041	555,000.00	2.000%						

COUNTY OF HUDSON
GENERAL CAPITAL FUND
FOR THE YEAR ENDED DECEMBER 31, 2023

SCHEDULE OF GENERAL SERIAL AND TERM BONDS PAYABLE

Description	Date of Issue	Original Issue Amount	Maturities of Bonds Outstanding		Interest Rates	Balance: Dec. 31, 2022	Issued	Retired	Balance: Dec. 31, 2023	
			Date	Amount						
County College Bonds, Series 2022 (County College Bond Act, 1971 N.J. Laws c. 12) Ordinance No. 247-4-2021 \$5,349,000	June 30, 2022	\$ 5,349,000.00	July 1, 2024	290,000.00	5.000%	\$ 5,349,000.00	\$ -	\$ 279,000.00	\$ 5,070,000.00	
			July 1, 2025	300,000.00	5.000%					
			July 1, 2026	310,000.00	5.000%					
			July 1, 2027	320,000.00	5.000%					
			July 1, 2028	330,000.00	5.000%					
			July 1, 2029	335,000.00	5.000%					
			July 1, 2030	350,000.00	4.000%					
			July 1, 2031	360,000.00	4.000%					
			July 1, 2032	375,000.00	4.000%					
			July 1, 2033	385,000.00	4.000%					
			July 1, 2034	405,000.00	4.000%					
			July 1, 2035	420,000.00	4.000%					
			July 1, 2036	435,000.00	4.000%					
July 1, 2037	455,000.00	4.000%								
County College Bonds, Series 2023 (County College Bond Act, 1971 N.J. Laws c. 12) Ordinance No. 531-9-2022 \$4,028,000	July 6, 2023	\$ 4,028,000.00	July 1, 2024	168,000.00	4.000%	\$ -	\$ 4,028,000.00	\$ -	\$ 4,028,000.00	
			July 1, 2025	175,000.00	4.000%					
			July 1, 2026	185,000.00	5.000%					
			July 1, 2027	190,000.00	5.000%					
			July 1, 2028	200,000.00	5.000%					
			July 1, 2029	205,000.00	4.000%					
			July 1, 2030	215,000.00	4.000%					
			July 1, 2031	225,000.00	4.000%					
			July 1, 2032	235,000.00	4.000%					
			July 1, 2033	245,000.00	4.000%					
			July 1, 2034	250,000.00	4.000%					
			July 1, 2035	260,000.00	4.000%					
			July 1, 2036	270,000.00	3.125%					
July 1, 2037	285,000.00	3.250%								
July 1, 2038	295,000.00	3.375%								
July 1, 2039	305,000.00	3.500%								
July 1, 2040	320,000.00	4.000%								
County Vocational-Technical Schools Bonds, Series 2013 (NJ School Bond Reserve Act, 1980 NJ Laws c. 72) Ordinance No. 406-07-2012	June 25, 2013	\$ 8,750,000.00	Mar. 15, 2024	1,000,000.00	4.000%	\$ 2,000,000.00	\$ -	\$ 1,000,000.00	\$ 1,000,000.00	
County Vocational-Technical Schools Bonds, Series 2014 (NJ School Bond Reserve Act, 1980 NJ Laws c. 72) Ordinance No. 261-05-2013	June 11, 2014	\$ 15,650,000.00	Mar. 15, 2024	1,460,000.00	3.000%	\$ 7,205,000.00	\$ -	\$ 1,350,000.00	\$ 5,855,000.00	
			Mar. 15, 2025	1,460,000.00	3.000%					
			Mar. 15, 2026	1,460,000.00	3.000%					
			Mar. 15, 2027	1,475,000.00	3.000%					
County Vocational-Technical Schools Refunding Bonds, Series 2014 (NJ School Bond Reserve Act, 1980 NJ Laws c. 72)	Nov. 6, 2014	\$ 21,225,000.00	Sep. 1, 2024	1,850,000.00	5.000%	\$ 11,905,000.00	\$ -	\$ 1,760,000.00	\$ 10,145,000.00	
			Sep. 1, 2025	1,945,000.00	5.000%					
			Sep. 1, 2026	2,050,000.00	3.000%					
			Sep. 1, 2027	2,115,000.00	3.125%					
Sep. 1, 2028	2,185,000.00	3.125%								

COUNTY OF HUDSON
GENERAL CAPITAL FUND
FOR THE YEAR ENDED DECEMBER 31, 2023

SCHEDULE OF GENERAL SERIAL AND TERM BONDS PAYABLE

Description	Date of Issue	Original Issue Amount	Maturities of Bonds Outstanding		Interest Rates	Balance: Dec. 31, 2022	Issued	Retired	Balance: Dec. 31, 2023
			Date	Amount					
County Vo-Tech Bonds, Series 2016A Ordinance 271-5-2014	June 14, 2016	\$ 10,100,000.00	July 1, 2024	615,000.00	4.000%	\$ 6,815,000.00	\$ -	\$ 600,000.00	\$ 6,215,000.00
			July 1, 2025	630,000.00	4.000%				
			July 1, 2026	650,000.00	4.000%				
			July 1, 2027	670,000.00	2.000%				
			July 1, 2028	690,000.00	2.000%				
			July 1, 2029	710,000.00	2.000%				
			July 1, 2030	730,000.00	2.250%				
July 1, 2031	750,000.00	2.250%							
July 1, 2032	770,000.00	2.250%							
Vo-Tech Bonds, Series 2017A (New Jersey School Bond Reserve Act, P.L. 1980 c.72) Ordinance No. 490-08-2016	June 20, 2017	\$ 8,000,000.00	July 1, 2024	610,000.00	5.000%	\$ 5,285,000.00	\$ -	\$ 590,000.00	\$ 4,695,000.00
			July 1, 2025	635,000.00	5.000%				
			July 1, 2026	650,000.00	5.000%				
			July 1, 2027	670,000.00	5.000%				
			July 1, 2028	690,000.00	4.000%				
			July 1, 2029	710,000.00	4.000%				
			July 1, 2030	730,000.00	4.000%				
Vo-Tech Bonds, Series 2018 (New Jersey School Bond Reserve Act, P.L. 1980 c.72) Ordinance No. 534-8-2017	June 19, 2018	\$ 8,000,000.00	July 1, 2024	590,000.00	5.000%	\$ 5,935,000.00	\$ -	\$ 550,000.00	\$ 5,385,000.00
			July 1, 2025	610,000.00	5.000%				
			July 1, 2026	635,000.00	5.000%				
			July 1, 2027	670,000.00	3.000%				
			July 1, 2028	690,000.00	3.000%				
			July 1, 2029	710,000.00	3.000%				
			July 1, 2030	730,000.00	3.000%				
July 1, 2031	750,000.00	3.000%							
Vo-Tech Bonds, Series 2019 (New Jersey School Bond Reserve Act, P.L. 1980 c.72) Ordinance No. 529-9-2018	June 11, 2019	\$ 8,000,000.00	July 1, 2024	435,000.00	5.000%	\$ 6,830,000.00	\$ -	\$ 420,000.00	\$ 6,410,000.00
			July 1, 2025	450,000.00	5.000%				
			July 1, 2026	465,000.00	5.000%				
			July 1, 2027	485,000.00	4.000%				
			July 1, 2028	505,000.00	4.000%				
			July 1, 2029	525,000.00	4.000%				
			July 1, 2030	545,000.00	4.000%				
July 1, 2031	565,000.00	4.000%							
July 1, 2032	585,000.00	4.000%							
July 1, 2033	600,000.00	3.000%							
July 1, 2034	615,000.00	3.000%							
July 1, 2035	635,000.00	3.000%							

COUNTY OF HUDSON
GENERAL CAPITAL FUND
FOR THE YEAR ENDED DECEMBER 31, 2023

SCHEDULE OF GENERAL SERIAL AND TERM BONDS PAYABLE

Description	Date of Issue	Original Issue Amount	Maturities of Bonds Outstanding		Interest Rates	Balance:	
			Date	Amount		Dec. 31, 2022	Dec. 31, 2023
Vo-Tech Bonds, Series 2020 (New Jersey School Bond Reserve Act, P.L. 1980 c.72) Ordinance No. 268-5-2015 \$10,000,000 Ordinance No. 356-6-2019 \$5,000,000	July 1, 2020	\$ 15,000,000.00	July 1, 2024	500,000.00	5.000%	\$ 14,100,000.00	\$ 13,650,000.00
	July 1, 2020		July 1, 2025	500,000.00	5.000%		
	July 1, 2020		July 1, 2026	650,000.00	5.000%		
	July 1, 2020		July 1, 2027	650,000.00	5.000%		
	July 1, 2020		July 1, 2028	750,000.00	5.000%		
	July 1, 2020		July 1, 2029	850,000.00	3.000%		
	July 1, 2020		July 1, 2030	850,000.00	3.000%		
	July 1, 2020		July 1, 2031	850,000.00	2.000%		
	July 1, 2020		July 1, 2032	850,000.00	2.000%		
	July 1, 2020		July 1, 2033	900,000.00	2.000%		
	July 1, 2020		July 1, 2034	900,000.00	2.000%		
	July 1, 2020		July 1, 2035	900,000.00	2.000%		
	July 1, 2020		July 1, 2036	900,000.00	2.000%		
	July 1, 2020		July 1, 2037	900,000.00	2.000%		
Vo-Tech Bonds, Series 2021 (New Jersey School Bond Reserve Act, P.L. 1980 c.72) Ordinance No. 453-7-2020 \$2,000,000	June 29, 2021	\$ 2,000,000.00	July 1, 2024	85,000.00	4.000%	\$ 1,920,000.00	\$ 1,840,000.00
	June 29, 2021		July 1, 2025	85,000.00	4.000%		
	June 29, 2021		July 1, 2026	90,000.00	3.000%		
	June 29, 2021		July 1, 2027	90,000.00	3.000%		
	June 29, 2021		July 1, 2028	90,000.00	3.000%		
	June 29, 2021		July 1, 2029	95,000.00	3.000%		
	June 29, 2021		July 1, 2030	95,000.00	2.000%		
	June 29, 2021		July 1, 2031	95,000.00	2.000%		
	June 29, 2021		July 1, 2032	100,000.00	2.000%		
	June 29, 2021		July 1, 2033	100,000.00	2.000%		
	June 29, 2021		July 1, 2034	105,000.00	2.000%		
	June 29, 2021		July 1, 2035	105,000.00	2.000%		
	June 29, 2021		July 1, 2036	110,000.00	2.000%		
	June 29, 2021		July 1, 2037	115,000.00	2.000%		
Vo-Tech Bonds, Series 2022 (New Jersey School Bond Reserve Act, P.L. 1980 c.72) Ordinance No. 246-4-2021 \$3,000,000	June 30, 2022	\$ 3,000,000.00	July 1, 2024	165,000.00	5.000%	\$ 3,000,000.00	\$ 2,840,000.00
	June 30, 2022		July 1, 2025	170,000.00	5.000%		
	June 30, 2022		July 1, 2026	170,000.00	5.000%		
	June 30, 2022		July 1, 2027	180,000.00	5.000%		
	June 30, 2022		July 1, 2028	185,000.00	5.000%		
	June 30, 2022		July 1, 2029	190,000.00	5.000%		
	June 30, 2022		July 1, 2030	195,000.00	4.000%		
	June 30, 2022		July 1, 2031	200,000.00	4.000%		
	June 30, 2022		July 1, 2032	210,000.00	4.000%		
	June 30, 2022		July 1, 2033	215,000.00	4.000%		
	June 30, 2022		July 1, 2034	225,000.00	4.000%		
	June 30, 2022		July 1, 2035	235,000.00	4.000%		
	June 30, 2022		July 1, 2036	245,000.00	4.000%		
	June 30, 2022		July 1, 2037	255,000.00	4.000%		

COUNTY OF HUDSON
GENERAL CAPITAL FUND
FOR THE YEAR ENDED DECEMBER 31, 2023
SCHEDULE OF GENERAL SERIAL AND TERM BONDS PAYABLE

Description	Date of Issue	Original Issue Amount	Maturities of Bonds Outstanding		Interest Rates	Balance: Dec. 31, 2022	Issued	Retired	Balance: Dec. 31, 2023
			Date	Amount					
Vo-Tech Bonds, Series 2023 (New Jersey School Bond Reserve Act, P.L. 1980 c.72) Ordinance No. 530-9-2022 \$3,000,000	July 6, 2023	\$ 3,000,000.00	July 1, 2024	125,000.00	4.000%	\$ -	\$ 3,000,000.00	\$ -	\$ 3,000,000.00
			July 1, 2025	130,000.00	4.000%				
			July 1, 2026	135,000.00	5.000%				
			July 1, 2027	140,000.00	5.000%				
			July 1, 2028	150,000.00	5.000%				
			July 1, 2029	155,000.00	4.000%				
			July 1, 2030	160,000.00	4.000%				
			July 1, 2031	165,000.00	4.000%				
			July 1, 2032	175,000.00	4.000%				
			July 1, 2033	180,000.00	4.000%				
			July 1, 2034	190,000.00	4.000%				
			July 1, 2035	195,000.00	4.000%				
			July 1, 2036	205,000.00	3.125%				
			July 1, 2037	210,000.00	3.250%				
		July 1, 2038	220,000.00	3.375%					
		July 1, 2039	230,000.00	3.500%					
		July 1, 2040	235,000.00	4.000%					
						\$ 416,510,000.00	\$ 7,028,000.00	\$ 26,349,000.00	\$ 397,189,000.00
						C	C-2, C-3, C-7, C-8, C-22	C-7	C

(1) Sinking fund payments combining for term bond payment of \$5,600,000 due Dec. 1, 2025.
(2) Sinking fund payments combining for term bond payment of \$7,000,000 due Dec. 1, 2030.

COUNTY OF HUDSON
 GENERAL CAPITAL FUND
 FOR THE YEAR ENDED DECEMBER 31, 2023

SCHEDULE OF RESERVE FOR PUBLIC BUILDINGS, GROUNDS AND PARKS ARTS INCLUSION

	<u>Ref.</u>	
Balance: December 31, 2022	C	\$ 2,738,218.19
Increased by:		
Transfer from Improvement Authorization Ordinance:		
145-2-2023: Various 2023 Capital Improvements		\$ 245,100.00
303-4-2023: Various 2023 Park Improvements		251,800.00
		<u>399,560.00</u>
	C-13	<u>896,460.00</u>
		3,634,678.19
Decreased by:		
Encumbered	C-14	<u>128,348.77</u>
Balance: December 31, 2023	C	<u><u>\$ 3,506,329.42</u></u>

COUNTY OF HUDSON
GENERAL CAPITAL FUND
FOR THE YEAR ENDED DECEMBER 31, 2023
SCHEDULE OF MORTGAGE PAYABLE

EXHIBIT C-21

Description	Date of Issue	Original Issue Amount	Maturities of Bonds Outstanding		Interest Rates	Retired	Balance: Dec. 31, 2022	Balance: Dec. 31, 2023
			Date	Amount				
830 Bergen Avenue Refunding Bonds, Series 2020	Sept. 15, 2020	\$ 11,225,000.00	Nov. 15, 2024	\$ 940,625.00	0.824%	\$ 931,875.00	\$ 7,826,875.00	
Acquisition Refunding Project (County Share)			Nov. 15, 2025	949,375.00	0.986%			
			Nov. 15, 2026	953,750.00	1.116%			
			Nov. 15, 2027	966,875.00	1.346%			
			Nov. 15, 2028	975,625.00	1.546%			
			Nov. 15, 2029	997,500.00	1.829%			
			Nov. 15, 2030	1,010,625.00	1.979%			
			Nov. 15, 2031	1,032,500.00	2.079%			
						\$ 931,875.00	\$ 7,826,875.00	
						\$ 8,758,750.00	\$ 7,826,875.00	
						C	C	
						Ref.	C	
						C-7	C	

COUNTY OF HUDSON
GENERAL CAPITAL FUND
FOR THE YEAR ENDED DECEMBER 31, 2023

SCHEDULE OF BONDS AND NOTES AUTHORIZED BUT NOT ISSUED

Ordinance Date	Number	Improvement Description	Balance, December 31, 2022	Increased by: Current Year Authorizations	Bonds Issued	Decreased by: Grants, Aid and Loans	Budget Appropriation	Balance December 31, 2023
07/10/1997	354-07-1997	Schools of Technology - Improvements	\$ 50,000.00	\$ -	\$ -	\$ -	\$ -	\$ 50,000.00
10/09/1997	502-10-1997	Green Acres-Washington / Lincoln Parks	157,716.00	-	-	-	-	157,716.00
10/09/1997	502-10-1997	Bayonne Park - Green Acres	3,500.00	-	-	-	-	3,500.00
10/09/1997	502-10-1997	Laurel Hill Extension - Green Acres	69,997.50	-	-	-	-	69,997.50
06/25/1998	331-06-1998	Schools of Technology Improvements	20,000.00	-	-	-	-	20,000.00
11/21/2000	512-11-2000	Various Capital Improvements	211,146.00	-	-	-	-	211,146.00
04/14/2005	155-04-2005	Various Capital Improvements	250,000.00	-	-	-	-	250,000.00
10/27/2005	447-10-2005	Open Space Trust	200.00	-	-	-	-	200.00
06/22/2006	267-06-2006	Various Capital Improvements	438.40	-	-	-	-	438.40
06/22/2006	268-06-2006	Green Acres Project	1,050,000.00	-	-	-	-	1,050,000.00
11/20/2007	534-11-2007	Open Space Trust	190.00	-	-	-	-	190.00
09/10/2008	389-09-2008	Various 2008 Capital Improvements	362,000.00	-	-	-	-	362,000.00
07/08/2010	331-07-2010	14th Street Viaduct	16,137,201.98	-	-	8,506,167.66	-	7,631,034.32
04/22/2011	189-04-2011	Various Capital Improvements	1,111,500.00	-	-	-	-	1,111,500.00
09/22/2011	416-09-2011	Acquisition of 830 Bergen Avenue	396,763.00	-	-	-	-	396,763.00
04/26/2012	237-04-2012	Various 2012 Capital Improvements	991,070.00	-	-	-	-	991,070.00
02/28/2018	117-2-2018	Justice Complex Master Plan	346,000.00	-	-	-	-	346,000.00
06/03/2018	339-6-2018	Roads and Property Improvements	15,438,000.00	-	-	-	-	15,438,000.00
09/13/2018	527-9-2018	Energy Savings Refunding Bond	3,480,000.00	-	-	-	-	3,480,000.00
03/28/2019	192-3-2019	2019 Road and Bridge Improvements	4,887,322.12	-	-	-	-	4,887,322.12
09/12/2019	553-9-2019	Various 2019 Capital Improvements	28,380,950.00	-	-	-	-	28,380,950.00
05/27/2020	328-5-2020	Various Road and Bridge Improvements	3,909,523.00	-	-	-	-	3,909,523.00
04/09/2021	244-4-2021	2021 Road and Bridge Improvements	4,610,000.00	-	-	-	-	4,610,000.00
04/09/2021	245-4-2021	2021 Parks Improvements	15,685,714.00	-	-	-	-	15,685,714.00
05/13/2021	268-5-2021	2021 Roads and Public Property	21,392,380.00	-	-	-	-	21,392,380.00
04/28/2022	247-4-2022	2022 Park Improvements	17,153,923.00	-	-	-	-	17,153,923.00
04/28/2022	249-4-2022	2022 Road and Bridge Improvements	5,900,110.00	-	-	-	-	5,900,110.00
09/08/2022	530-9-2022	Schools of Technology-Buses & Equip.	3,000,000.00	-	3,000,000.00	-	-	-
09/08/2022	531-9-2022	Chapter 12 Community College	4,028,000.00	-	4,028,000.00	-	-	-
02/23/2023	145-2-2023	Various 2023 Capital Improvements	-	20,004,857.00	-	-	-	20,004,857.00
04/27/2023	303-4-2023	Various 2023 Park Improvements	-	22,549,333.00	-	-	-	22,549,333.00
05/11/2023	330-5-2023	Road & Bridge Improvements 2023	-	7,380,627.00	-	-	-	7,380,627.00
06/22/2023	401-6-2023	HGST Various Improvements 2023	-	3,000,000.00	-	-	-	3,000,000.00
09/14/2023	590-9-2023	HCCC Chapter 12 Capital Projects	-	4,312,663.00	-	-	-	4,312,663.00
09/28/2023	637-9-2023	HCCC Tower Project	-	36,000,000.00	-	-	-	36,000,000.00
			\$ 149,023,645.00	\$ 93,247,480.00	\$ 7,028,000.00	\$ 8,506,167.66	\$ 500,000.00	\$ 226,236,957.34
			C, C-8	C-8, C-13	C-2, C-6, C-19	C-2, C-8	C-8, C-12	C, C-8, C-8a

Ref.

**COUNTY OF HUDSON
AFFORDABLE HOUSING UTILITY FUND
FOR THE YEAR ENDED DECEMBER 31, 2023**

EXHIBIT D-4

SCHEDULE OF CASH AND CASH EQUIVALENTS

	<u>Ref.</u>	<u>Operating Fund</u>	<u>Capital Fund</u>
Increased by:			
Interest	D-2 / D-5, D-6	\$ 6,544.78	\$ 162.99
Net Change in Cash		6,544.78	162.99
Balance: December 31, 2022	D	391,771.02	203,659.98
Balance: December 31, 2023	D	<u>\$ 398,315.80</u>	<u>\$ 203,822.97</u>

SCHEDULE OF INTERFUNDS RECEIVABLE / PAYABLE

EXHIBIT D-5

	<u>Ref.</u>	<u>Operating Fund</u>	<u>Capital Fund</u>
Increased by:			
Utility Capital Interest	D-2	\$ 162.99	\$ -
Decreased by:			
Cash Receipts	D-4	-	162.99
Net Change in Interfunds		162.99	(162.99)
Balance: December 31, 2022			
Interfunds Receivable	D, D-1	177.14	-
Interfunds Payable	D	-	177.14
Balance: December 31, 2023			
Interfunds Receivable	D, D-1	<u>\$ 340.13</u>	<u>\$ -</u>
Interfunds Payable	D	<u>\$ -</u>	<u>\$ 340.13</u>

COUNTY OF HUDSON
 AFFORDABLE HOUSING UTILITY FUND
 FOR THE YEAR ENDED DECEMBER 31, 2023

EXHIBIT D-6

ANALYSIS OF AFFORDABLE HOUSING UTILITY CAPITAL CASH AND CASH EQUIVALENTS

Description	Improvement Authorization		Cash Receipts	Cash Disbursements	Balance: Dec. 31, 2023	Analysis of Ending Balance Improvement Authorizations - Funded
	Date	Ordinance Number				
Interfunds Payable	*	*	\$ 162.99	\$ -	\$ 340.13	*
Affordable Housing Improvements	2/23/1989	178-3-1989	-	-	203,482.84	203,482.84
		Ref.	\$ 203,659.98	\$ -	\$ 203,822.97	\$ 203,482.84
			D	D-4, D-5	D	D-7

SCHEDULE OF CAPITAL IMPROVEMENT AUTHORIZATIONS

EXHIBIT D-7

Improvement Authorization Description	Ordinance		Ordinance Amount	Balance: Dec. 31, 2022 Funded	Balance: Dec. 31, 2023 Funded
	Date	Number			
Affordable Housing Improvements	2/23/1989	178-3-1989	\$ 100,000,000	\$ 203,482.84	\$ 203,482.84
		Ref.		D	D, D-6

COUNTY OF HUDSON
GENERAL FIXED ASSETS
FOR THE YEAR ENDED DECEMBER 31, 2023

EXHIBIT E-1

SCHEDULE OF CHANGES IN GENERAL FIXED ASSETS BY CLASS

	Balance December 31, 2022	Category Reclassification and Appraisal Adjustment	Additions	Deletions	Balance December 31, 2023
Land	\$ 102,208,063.97	\$ (102,208,063.97)	-	-	\$ -
Land, Easements and Right of Way	-	103,488,764.82	-	-	103,488,764.82
Land Improvements	-	4,880,988.39	-	-	4,880,988.39
Buildings	335,495,457.85	(335,495,457.85)	-	-	-
Construction	-	333,800,668.57	691,806.38	-	334,492,474.95
Equipment, Vehicles and Furniture	155,067,728.32	(155,067,728.32)	-	-	-
Machinery and Equipment	-	121,613,289.83	1,409,768.11	-	123,023,057.94
Licensed Vehicles	-	30,287,505.58	2,104,750.72	576,849.00	31,815,407.30
Total	\$ 592,771,250.14	\$ 1,299,967.05	\$ 4,206,325.21	\$ 576,849.00	\$ 597,700,693.40
	<u>E</u>	<u>E-2</u>	<u>E-2</u>	<u>E-2</u>	<u>E</u>
	<u>Ref.</u>				

COUNTY OF HUDSON
 GENERAL FIXED ASSETS
 FOR THE YEAR ENDED DECEMBER 31, 2023

EXHIBIT E-2

SCHEDULE OF INVESTMENT IN GENERAL FIXED ASSETS

Balance: December 31, 2022	<u>Ref.</u> E		\$ 592,771,250.14
Increased by:			
Additions	E-1	\$ 4,206,325.21	
Appraisal Adjustment	E-1	<u>1,299,967.05</u>	
			<u>5,506,292.26</u>
			598,277,542.40
Decreased by:			
Deletions	E-1		<u>576,849.00</u>
Balance: December 31, 2023	E		<u>\$ 597,700,693.40</u>

COUNTY OF HUDSON

REPORT OF AUDIT

**SUPPLEMENTARY INFORMATION
GOVERNMENT AUDITING STANDARDS**

**INDEPENDENT AUDITOR’S REPORT ON INTERNAL
CONTROL OVER FINANCIAL REPORTING AND ON COMPLIANCE
AND OTHER MATTERS BASED ON AN AUDIT OF FINANCIAL STATEMENTS
PERFORMED IN ACCORDANCE WITH *GOVERNMENT AUDITING STANDARDS***

To the Honorable Chairman and Members of the Board of County Commissioners
County of Hudson, New Jersey

We have audited, in accordance with the auditing standards generally accepted in the United States of America, the standards applicable to financial audits contained in *Government Auditing Standards*, issued by the Comptroller General of the United States, and audit requirements prescribed by the Division of Local Government Services, Department of Community Affairs, State of New Jersey (the “Division”), the accompanying financial statements – regulatory basis of the County of Hudson, New Jersey (the “County”), which comprise the comparative balance sheets – regulatory basis, of each Fund and the comparative statement of General Fixed Assets – regulatory basis, as of December 31, 2023 and 2022, and the related comparative statement of operations and changes in fund balance – regulatory basis, statement of revenues – regulatory basis – and statement of appropriations – regulatory basis, of the Current Fund and Affordable Housing Utility Operating Fund, and the statement of changes in fund balance – regulatory basis, of the General Capital Fund, for the years then ended, and the related notes to the financial statements, and have issued our report thereon dated June 27, 2024.

As described in Note 1, the County prepares its financial statements on a basis of accounting prescribed by the Division that demonstrates compliance with a modified accrual basis and the budget laws of the State of New Jersey, which is a comprehensive basis of accounting other than accounting principles generally accepted in the United States of America.

Report on Internal Control over Financial Reporting

In planning and performing our audit of the financial statements, we considered the County’s internal control over financial reporting (internal control) as a basis for designing audit procedures that are appropriate in the circumstances for the purposes of expressing our opinions on the financial statements, but not for the purpose of expressing an opinion of the effectiveness of the County’s internal control. Accordingly, we do not express an opinion on the effectiveness of the County’s internal control.

A deficiency in internal control exists when the design or operation of a control does not allow management or employees, in the normal course of performing their assigned functions, to prevent, or detect and correct, misstatements on a timely basis. *A material weakness* is a deficiency, or a combination of deficiencies, in internal control such that there is a reasonable possibility that a material misstatement of the County’s financial statements will not be prevented, or detected and corrected, on a timely basis. *A significant deficiency* is a deficiency, or a combination of deficiencies, in internal control that is less severe than a material weakness, yet important enough to merit attention by those charged with governance.


Our consideration of internal control was for the limited purpose described in the preceding paragraph and was not designed to identify all deficiencies in internal control that might be material weaknesses or significant deficiencies. Given these limitations, during our audit we did not identify any deficiencies in internal control that we consider to be material weaknesses. However, material weaknesses may exist that were not identified.

Report on Compliance and Other Matters

As part of obtaining reasonable assurance about whether the County's financial statements are free from material misstatement, we performed tests of its compliance with certain provisions of laws, regulations, contracts and grant agreements, noncompliance with which could have a direct and material effect on the determination of financial statement amounts. However, providing an opinion on compliance with those provisions was not an objective of our audit and, accordingly, we do not express such an opinion. The results of our tests disclosed no instances of noncompliance or other matters that are required to be reported under *Government Auditing Standards*.

Purpose of this Report

The purpose of this report is solely to describe the scope of our testing of internal control and compliance and the results of that testing, and not to provide an opinion on the effectiveness of the County's internal control or on compliance. This report is an integral part of an audit performed in accordance with *Government Auditing Standards* in considering the County's internal control and compliance. Accordingly, this communication is not suitable for any other purpose.


DONOHUE, GIRONDA, DORIA & TOMKINS, LLC
Certified Public Accountants


MARK W. BEDNARZ
RMA No. 547

Secaucus, New Jersey
June 27, 2024

COUNTY OF HUDSON

REPORT OF AUDIT

**SUPPLEMENTARY INFORMATION
UNIFORM GUIDANCE & NJ OMB 15-08**

**INDEPENDENT AUDITOR’S REPORT ON COMPLIANCE
FOR EACH MAJOR FEDERAL AND STATE PROGRAM AND
ON INTERNAL CONTROL OVER COMPLIANCE REQUIRED BY
THE UNIFORM GUIDANCE AND NEW JERSEY OMB CIRCULAR 15-08**

To the Honorable Chairman and Members of the Board of Chosen Freeholders
County of Hudson, New Jersey

Report on Compliance for Each Major Federal and State Program

Opinion on Each Major Federal and State Program

We have audited the County of Hudson, New Jersey’s (the County’s) compliance with the types of compliance requirements described in the *OMB Compliance Supplement* and the *N.J. OMB State Grant Compliance Supplement* that could have a direct and material effect on each of the County’s major federal and State programs for the year ended December 31, 2023. The County’s major federal and State programs are identified in the summary of auditor’s results section of the accompanying schedule of findings and questioned costs.

In our opinion, the County complied, in all material respects, with the compliance requirements referred to above that could have a direct and material effect on each of its major federal and state programs for the year ended December 31, 2023.

Basis for Qualified and Unmodified Opinions

We conducted our audit of compliance in accordance with auditing standards generally accepted in the United States of America; the standards applicable to financial audits contained in *Government Auditing Standards* issued by the Comptroller General of the United States; and the audit requirements of Title 2 U.S. *Code of Federal Regulations* Part 200, *Uniform Administrative Requirements, Cost Principles, and Audit Requirements for Federal Awards* (Uniform Guidance) and N.J. OMB Circular 15-08, *Single Audit Policy for Recipients of Federal Grants, State Grants and State Aid (NJ OMB 15-08)*. Our responsibilities under those standards, the Uniform Guidance and NJ OMB 15-08 are further described in the Auditor’s Responsibilities for the Audit of Compliance section of our report.

We are required to be independent of County and to meet our other ethical responsibilities, in accordance with relevant ethical requirements relating to our audit. We believe that the audit evidence we have obtained is sufficient and appropriate to provide a basis for our opinion on compliance for each major federal and State program. Our audit does not provide a legal determination of County’s compliance with the compliance requirements referred to above.

Responsibilities of Management for Compliance

Management is responsible for compliance with the requirements referred to above and for the design, implementation, and maintenance of effective internal control over compliance with the requirements of laws, statutes, regulations, rules, and provisions of contracts or grant agreements applicable to the County’s federal and State programs.

Auditor's Responsibilities for the Audit of Compliance

Our objectives are to obtain reasonable assurance about whether material noncompliance with the compliance requirements referred to above occurred, whether due to fraud or error, and express an opinion on the County's compliance based on our audit. Reasonable assurance is a high level of assurance but is not absolute assurance and therefore is not a guarantee that an audit conducted in accordance with generally accepted auditing standards, *Government Auditing Standards*, the auditing requirements of the Division of Local Government Services, Department of Community Affairs, State of New Jersey (the "Division"), Uniform Guidance and NJ OMB 15-08 will always detect material noncompliance when it exists. The risk of not detecting material noncompliance resulting from fraud is higher than for that resulting from error, as fraud may involve collusion, forgery, intentional omissions, misrepresentations, or the override of internal control. Noncompliance with the compliance requirements referred to above is considered material if there is a substantial likelihood that, individually or in the aggregate, it would influence the judgment made by a reasonable user of the report on compliance about County's compliance with the requirements of each major federal and State program as a whole.

In performing an audit in accordance with generally accepted auditing standards, *Government Auditing Standards*, the auditing requirements of the Division, the Uniform Guidance and NJ OMB 15-08, we:

- Exercise professional judgment and maintain professional skepticism throughout the audit.
- Identify and assess the risks of material noncompliance, whether due to fraud or error, and design and perform audit procedures responsive to those risks. Such procedures include examining, on a test basis, evidence regarding the County's compliance with the compliance requirements referred to above and performing such other procedures as we considered necessary in the circumstances.
- Obtain an understanding of the County's internal control over compliance relevant to the audit in order to design audit procedures that are appropriate in the circumstances and to test and report on internal control over compliance in accordance with the Uniform Guidance and NJ OMB 15-08, but not for the purpose of expressing an opinion on the effectiveness of the County's internal control over compliance. Accordingly, no such opinion is expressed.

We are required to communicate with those charged with governance regarding, among other matters, the planned scope and timing of the audit and any significant deficiencies and material weaknesses in internal control over compliance that we identified during the audit.


Report on Internal Control over Compliance

A deficiency in internal control over compliance exists when the design or operation of a control over compliance does not allow management or employees, in the normal course of performing their assigned functions, to prevent, or detect and correct, noncompliance with a type of compliance requirement of a federal or State program on a timely basis. A *material weakness in internal control over compliance* is a deficiency, or combination of deficiencies, in internal control over compliance, such that there is a reasonable possibility that material noncompliance with a type of compliance requirement of a federal or State program will not be prevented, or detected and corrected, on a timely basis. A *significant deficiency in internal control over compliance* is a deficiency, or a combination of deficiencies, in internal control over compliance with a type of compliance requirement of a federal or State program that is less severe than a material weakness in internal control over compliance, yet important enough to merit attention by those charged with governance.

Our consideration of internal control over compliance was for the limited purpose described in the Auditor's Responsibilities for the Audit of Compliance section above and was not designed to identify all deficiencies in internal control over compliance that might be material weaknesses or significant deficiencies in internal control over compliance. Given these limitations, during our audit we did not identify any deficiencies in internal control over compliance that we consider to be material weaknesses, as defined above. However, material weaknesses or significant deficiencies in internal control over compliance may exist that were not identified.

Our audit was not designed for the purpose of expressing an opinion on the effectiveness of internal control over compliance. Accordingly, no such opinion is expressed.

The purpose of this report on internal control over compliance is solely to describe the scope of our testing of internal control over compliance and the results of that testing based on the requirements of the Uniform Guidance and N.J. OMB Circular 15-08. Accordingly, this report is not suitable for any other purpose.


DONOHUE, GIRONDA, DORIA & TOMKINS, LLC
Certified Public Accountants


MARK W. BEDNARZ
RMA No. 547

Secaucus, New Jersey
June 27, 2024

COUNTY OF HUDSON, NEW JERSEY
SCHEDULE OF EXPENDITURES OF FEDERAL AWARDS
YEAR ENDED DECEMBER 31, 2023

Schedule 1
Sheet 1 of 7

Federal Grantor / Pass-through Grantor Program or Cluster Title and Grant Period	Federal Assistance Listing Number	Pass-through Entity Identifying Number	Program or Award Amount	Provided to Subrecipients	Grant Funds Expended	Cumulative Expenditures
U.S. Department of Agriculture						
GUSNIP Produce Prescription Grant Program						
01/01/2022 12/31/2022	10.331	Direct Award	\$ 500,000.00	\$ -	\$ 15,979.18	\$ 15,979.18
Seniors Farmers' Market Nutrition Program						
01/01/2023 12/31/2023	10.576	Direct Award	14,649.00	-	6,692.09	6,692.09
SNAP Cluster						
<i>Passed through NJ Department of Human Services: Administered by Hudson County Division of Welfare</i>						
Supplemental Nutrition Assistance Program						
01/01/2023 12/31/2023	10.561	100-054-7550-161/171/295	14,461,869.24	-	14,461,869.24	14,461,869.24
COVID-19 Supplemental Nutrition Assistance Program (SNAP)						
01/01/2023 12/31/2023	10.561	100-054-7550-567	1,410,470.00	-	1,410,470.00	1,410,470.00
Total SNAP Cluster					15,872,339.24	
Total U.S. Department of Agriculture				\$ -	\$ 15,895,010.51	
U.S. Department of Housing and Urban Development:						
CDBG - Entitlement Grants Cluster						
Community Development Block Grant						
07/01/2016 06/30/2017	14.218	Direct Award	\$ 1,940,050.00	\$ -	\$ 67,170.53	\$ 1,829,853.55
07/01/2017 06/30/2018	14.218	Direct Award	1,837,677.00	-	121,964.95	1,915,901.99
07/01/2018 06/30/2019	14.218	Direct Award	1,969,138.00	-	1,200.00	1,674,585.86
07/01/2019 06/30/2020	14.218	Direct Award	1,991,330.00	-	89,872.09	1,447,677.50
07/01/2020 06/30/2021	14.218	Direct Award	2,163,477.00	-	282,374.16	1,242,824.64
07/01/2021 06/30/2022	14.218	Direct Award	2,218,252.00	-	569,990.50	1,646,727.88
07/01/2022 06/30/2023	14.218	Direct Award	2,085,891.00	-	521,861.04	521,861.04
Community Development Block Grant - Covid Grant CARES Act (CDBG-CV2)						
07/01/2020 06/30/2021	14.218	Direct Award	2,183,783.00	-	83,174.84	269,417.26
Community Development Block Grant - Covid Grant CARES Act (CDBG-CV1 & CV3)						
07/01/2021 06/30/2022	14.218	Direct Award	3,076,187.00	-	273,452.00	557,312.00
Total CDBG - Entitlement Grant Cluster (CFDA 14.218)					2,011,060.11	
Emergency Solutions Grant						
07/01/2021 06/30/2022	14.231	Direct Award	184,335.00	-	11,414.30	128,023.59
07/01/2022 06/30/2023	14.231	Direct Award	186,467.00	-	36,099.90	36,099.90
07/01/2022 06/30/2024	14.231	Direct Award	183,328.00	-	2,491.05	2,491.05
Emergency Solutions Grant - COVID-19 CARES Act						
07/01/2020 06/30/2021	14.231	Direct Award	2,089,371.00	-	23,998.22	1,883,167.13
Total CFDA 14.231 - Emergency Shelter Grant					74,003.47	
HOME Investment Partnerships Program						
07/01/2020 06/30/2021	14.239	Direct Award	2,748,763.00	-	12,879.35	1,706,539.91
07/01/2021 06/30/2022	14.239	Direct Award	2,691,335.00	-	2,502,382.77	4,237,932.83
07/01/2022 06/30/2023	14.239	Direct Award	2,932,131.00	-	410,692.55	410,692.55
Total CFDA 14.239 - HOME Investment Partnerships Program					2,925,954.67	
U.S. Department of Housing and Urban Development: (continued)						
Continuum of Care (CoC) Program						
07/01/2020 06/30/2021	14.267	Direct Award	221,874.00	-	30,500.00	217,033.30
07/01/2021 06/30/2022	14.267	Direct Award	245,890.00	-	(41,954.16)	260,528.81
07/01/2022 06/30/2023	14.267	Direct Award	274,899.00	-	57,891.15	59,041.36
07/01/2023 06/30/2024	14.267	Direct Award	280,230.00	-	155,606.95	155,606.95
Total CFDA 14.267 - Continuum of Care Program					202,043.94	
Total US Department of Housing and Urban Development				\$ -	\$ 5,213,062.19	

COUNTY OF HUDSON, NEW JERSEY
SCHEDULE OF EXPENDITURES OF FEDERAL AWARDS
YEAR ENDED DECEMBER 31, 2023

Schedule 1
Sheet 2 of 7

Federal Grantor / Pass-through Grantor Program or Cluster Title and Grant Period	Federal Assistance Listing Number	Pass-through Entity Identifying Number	Program or Award Amount	Provided to Subrecipients	Grant Funds Expended	Cumulative Expenditures
U.S. Department of Justice						
Office of Justice Programs, Bureau of Justice Assistance						
The Kevin and Avonte Program: Reducing Injury and Death						
10/01/2021	09/30/2024	16.015	Direct Award	\$ 150,000.00	\$ -	\$ 21,166.74
Total CFDA 16.015 - The Kevin and Avonte Program: Reducing Injury and Death					-	21,166.74
Training Needs of Juvenile Prosecutors						
01/20/2021	01/31/2022	16.540	DIRECT AWARD	13,875.00	-	13,875.00
*	*	16.540	DIRECT AWARD	6,656.00	-	793.53
Total CFDA 16.540 - Training Needs of Juvenile Prosecutors					-	14,643.53
Office for Victims of Crime						
Passed through NJ Department of Law and Public Safety - Division of Criminal Justice						
County Office of Victim Witness Advocacy						
Victims of Crime Act (VOCA) Victim Assistance Grant Program						
*	*	16.575	18-100-066-1020-142	468,142.00	-	171,771.55
*	*			288,234.00	-	117,221.40
Victim Witness Advocacy - STOP Violence Against Women Act Grant						
*	*	16.575	*	71,951.00	-	25,799.00
Office of Victims of Crime						
National Crime Victims' Rights Week (NCVRW)						
07/01/2023	06/30/2024	16.575	*	4,903.43	-	3,300.00
Victims of Crime Act- SANE/SART Program, Forensic Nurse Examiner						
07/01/2023	06/30/2024	16.575	*	189,394.00	-	143,116.29
Total CFDA 16.575 - Crime Victims Assistance and SANE/SART Programs					-	461,208.24
Office of Justice Programs, Bureau of Justice Assistance						
Justice Assistance Grant (JAG) Program						
<i>Passed through NJ Department of Law and Public Safety</i>						
Edward Byrne Memorial Justice Assistant Grant Program (JAG)						
Multi-Jurisdictional Gang, Gun, Narcotics Task Force						
07/01/2023	06/30/2024	16.738	*	173,952.00	-	171,768.15
07/01/2023	06/30/2024	16.738	*	271,750.00	-	271,750.00
Subtotal CFDA 16.738 - Edward Byrne Memorial Justice Grant (JAG)					-	443,518.15
Opioid Crisis Response Strategy						
10/01/2019	09/30/2022	16.838	Direct Award	1,200,000.00	-	293,230.74
07/01/2023	06/30/2024	16.838	Direct Award	1,600,000.00	-	16,417.58
Total CFDA 16.838 - Opioid Crisis Response Strategy					-	309,648.32
SSVP and Mental Health Training Program						
Stop School Violence Program						
10/01/2021	09/30/2024	16.839	*	857,911.00	-	166,921.13
Total CFDA 16.839 - Stop School Violence Prevention Training Program					-	166,921.13
Federal Equitable Sharing						
Prosecutor	continuing program	16.922	Direct Award	2,221,917.46	-	47,768.38
Sheriff	continuing program	16.922	Direct Award	1,519,988.59	-	130,841.30
Total CFDA 16.922 - Federal Equitable Sharing					-	178,609.68
Total U.S. Department of Justice				\$	-	\$ 1,595,715.79

COUNTY OF HUDSON, NEW JERSEY
SCHEDULE OF EXPENDITURES OF FEDERAL AWARDS
YEAR ENDED DECEMBER 31, 2023

Federal Grantor / Pass-through Grantor Program or Cluster Title and Grant Period	Federal Assistance Listing Number	Pass-through Entity Identifying Number	Program or Award Amount	Provided to Subrecipients	Grant Funds Expended	Cumulative Expenditures
US Department of Labor, Employment and Training Administration						
Passed through NJ Department of Labor:						
WIOA Cluster (see Note H)						
Workforce Innovation and Opportunity Act / WIOA						
07/01/2021 06/30/2022	17.258	100-062-4545-285	\$ 4,716,112.00	\$ -	\$ 1,312,891.47	\$ 3,254,535.47
01/01/2023 12/31/2023		100-062-4545-285	5,302,805.00	-	1,285,721.05	1,285,721.05
WIOA Data Reporting and Analysis Allocation						
01/01/2023 12/31/2023	17.258	100-062-4545-285	12,971.00	-	12,971.00	12,971.00
01/01/2023 12/31/2023	17.258	100-062-4545-285	25,942.00	-	25,942.00	25,942.00
Total WIA/WIOA Cluster (CFDA 17.258)				-	2,637,525.52	
Workforce Innovation and Opportunity Act (WIOA)						
Linking to Employment Activities Pre-Release (LEAP) - Specialized American Job Centers (AJCS)						
FAIN: PE-29750-16-60-A-34						
10/1/2016 9/30/2018	17.270	Direct Award	500,000.00	-	(480.00)	306,960.00
Total CFDA 17.253 - Hurricane Sandy Disaster National Emergency Grant				-	(480.00)	
<i>Passed through NJ Department of Labor and Workforce Development:</i>						
COVID-19 WIOA National Dislocated Worker Grants / WIA National Emergency Grants						
09/01/2020 08/31/2021	17.277	*	1,032,989.00	-	109,704.50	775,420.19
Total CFDA 17.277 - Hurricane Sandy Disaster National Emergency Grant				-	109,704.50	
COVID-19 Relief Fund Workplace						
11/01/2020 12/30/2020	17.U01	*	168,535.00	-	-	11,010.00
Total U.S. Department of Labor				\$ -	\$ 2,746,750.02	
U.S. Department of Transportation:						
(1) Highway Planning and Construction Cluster						
Passed through North Jersey Transportation Planning Authority						
Federal Highway Administration (FHWA)						
Subregional Transportation Planning						
07/01/2022 *	20.205	480-078-6320-167	\$ 113,296.00	\$ -	\$ 46,717.80	\$ 75,129.56
			113,296.00	-	76,876.77	76,876.77
Subregional Internship Program						
07/01/2021 06/30/2022	20.205	480-078-6320-167	15,000.00	-	4,263.00	4,263.00
07/01/2022 06/30/2023	20.205	480-078-6320-167	15,000.00	-	5,481.00	5,481.00
Unified Planning Work Program						
* *	20.205	*	320,000.00	-	83,914.23	315,499.85
<i>Passed through New Jersey Transportation Trust Fund Authority Act:</i>						
2016 Road Aid Allotments	20.205	480-078-6320-437	3,452,700.00	-	166,974.24	7,129,365.63
2016 Local Aid (Nonparticipating)	20.205	480-078-6320-437	795,000.00	-	41,352.80	578,289.49
2016 Bridges (Nonparticipating)	20.205	480-078-6320-437	360,000.00	-	49,657.01	237,978.46
2017 Road Aid Allotments	20.205	480-078-6320-437	3,955,500.00	-	824,283.79	3,233,734.24
2017 Transportation Alternatives	20.205	480-078-6320-437	380,000.00	-	3,336.79	50,601.42
2017 Local Bridges Funding	20.205	480-078-6320-437	136,000.00	-	956,872.94	1,204,481.49
2018 Road Aid Allotments	20.205	480-078-6320-437	7,617,382.00	-	1,456,816.20	6,644,093.26
2018 Local Bridge Funding	20.205	480-078-6320-437	2,295,829.00	-	1,445,120.46	1,445,120.46
2018 Local Safety Program	20.205	480-078-6320-437	2,565,000.00	-	546,680.79	1,661,062.08
2019 Road Aid Allotments	20.205	480-078-6320-437	7,617,382.00	-	43,033.73	4,426,107.25
2019 Local Bridge Funding	20.205	480-078-6320-437	2,411,512.00	-	42,541.75	42,541.75
2020 Local Aid Allotment	20.205	480-078-6320-437	6,470,470.00	-	2,308,210.60	3,053,381.06
2020 Local Bridges	20.205	480-078-6320-437	1,919,160.00	-	47,162.75	47,162.75
2021 Local Aid Allotment	20.205	480-078-6320-437	6,477,714.00	-	5,657,229.43	5,657,229.43
Total CFDA 20.205 (Included in Highway Planning & Construction Cluster)				-	13,806,526.08	
Total Highway Planning and Construction Cluster				-	13,806,526.08	
Federal Transit Administration -						
Enhanced Mobility for Seniors and Persons with Disabilities Section 5310						
07/01/2022 06/30/2023	20.513	Direct Award	175,000.00	-	175,000.00	175,000.00
Total CFDA 20.513 - Bus Rapid Transit Feasibility Study				-	175,000.00	

COUNTY OF HUDSON, NEW JERSEY
SCHEDULE OF EXPENDITURES OF FEDERAL AWARDS
YEAR ENDED DECEMBER 31, 2023

Federal Grantor / Pass-through Grantor Program or Cluster Title and Grant Period	Federal Assistance Listing Number	Pass-through Entity Identifying Number	Program or Award Amount	Provided to Subrecipients	Grant Funds Expended	Cumulative Expenditures
U.S. Department of Transportation (continued)						
Highway Safety Cluster						
National Highway Traffic Safety Administration (NHTSA)						
Passed through NJ Department of Law and Public Safety						
State and Community Highway Safety - Hudson County Safe Communities Program						
			\$ 162,080.00	\$ -	\$ 57,918.78	\$ 57,918.78
Federal Highway Safety Grant						
* *	20.600	*	86,800.00	-	12,515.61	12,515.61
Total CFDA 20.600				-	70,434.39	
NJ Division of Highway and Traffic Safety						
Pedestrian Safety, Education & Enforcement Fund - Pedestrian Safety Grant						
01/01/2021 12/31/2021	20.616	66-1160-100-036	60,000.00	-	(107.60)	17,207.50
01/01/2022 12/31/2022	20.616	66-1160-100-036	60,000.00	-	32,191.37	33,011.45
			60,000.00	-	515.20	515.20
Highway Sustained Safety Grant						
01/01/2022 12/31/2022	20.616	66-1160-100-036	180,000.00	-	62,666.84	129,165.70
Total CFDA 20.616				-	95,265.81	
Total Highway Safety Cluster				-	165,700.20	
Total U.S. Department of Transportation			\$ -	\$ -	\$ 14,147,226.28	
U.S. Department of Treasury						
Federal Equitable Sharing Funds:						
Sheriff	21.016	Direct Award	\$ 162,072.11	\$ -	\$ 122,634.81	\$ 196,204.61
				-	122,634.81	
<i>Passed through NJ Department of Human Services, Division of Family Development</i>						
COVID-19 Coronavirus Relief Fund (CRF)						
03/31/2021 12/30/2022	21.019	Direct Award	80,948.88	-	6,289.18	80,948.88
01/01/2023 12/31/2023	21.019	Direct Award	-	-	835.52	835.52
Total CFDA 21.019				-	7,124.70	
Emergency Rental Assistance						
03/31/2021 09/30/2022	21.023	Direct Award	12,244,324.50	-	(66,907.32)	11,868,165.15
03/31/2021 09/30/2025	21.023	Direct Award	9,171,157.84	-	19,373.94	9,171,157.84
03/31/2021 09/30/2025	21.023	Direct Award	13,454,176.57	-	8,298,104.45	11,172,137.31
Total CFDA 21.023				-	8,250,571.07	
COVID-19 Coronavirus State and Local Fiscal Recovery Funds						
03/31/2021 12/31/2024	21.027	Direct Award	130,604,069.00	-	10,605,070.61	43,455,669.99
03/31/2021 12/31/2024	21.027	Direct Award	10,000,000.00	-	4,583,780.15	6,363,493.84
ARP - NJ American Rescue Plan						
			102,500.00	-	37,832.00	37,832.00
Total CFDA 21.027				-	15,226,682.76	
Total Total Department of Treasury			\$ -	\$ -	\$ 23,607,013.34	

COUNTY OF HUDSON, NEW JERSEY
SCHEDULE OF EXPENDITURES OF FEDERAL AWARDS
YEAR ENDED DECEMBER 31, 2023

Federal Grantor / Pass-through Grantor Program or Cluster Title and Grant Period	Federal Assistance Listing Number	Pass-through Entity Identifying Number	Program or Award Amount	Provided to Subrecipients	Grant Funds Expended	Cumulative Expenditures
U.S. Department of Health and Human Services:						
Aging Cluster (See Note H)						
<i>Passed through NJ Department of Health and Senior Services:</i>						
Older Americans Act						
Area Agency on Aging - Area Plan Contract Grant						
01/01/2021	12/31/2021	93.045	100-046-4275-262	\$ 7,445,750.00	\$ -	\$ 5,611,447.64
01/01/2022	12/31/2022	93.045	100-046-4275-262	8,054,272.00	-	6,490,075.83
				8,282,079.00	-	5,200,869.25
Total CFDA 93.045 - Office on Aging - Area Plan Grant / Aging Cluster					-	7,041,641.37
<i>Passed through NJ Department of Human Services, Division of Aging Services</i>						
Area Plan Grant - Aging: Aging and Disability Resource Center COVID-19 Response						
Families First Coronavirus Response Act						
03/01/2020	09/30/2021	93.048	2020-4, I-4	2,283,573.00	-	61,289.52
04/01/2021	09/30/2022	93.048	2021-4, I-4	695,906.00	-	84,628.42
01/01/2023	12/31/2023	93.048	2022-4, I-4	93,059.69	-	93,059.69
01/01/2023	12/31/2023	93.048	2023-4, I-4	3,457.37	-	3,457.37
Total CFDA 93.048					-	242,435.00
Centers for Disease Control and Prevention						
<i>Passed through NJ Department of Health and Senior Services</i>						
Tuberculosis Control (TB), Specialty Clinic Services						
07/01/2022	06/30/2023	93.116	DHST22TBS002	318,116.00	-	159,058.00
07/01/2023	06/30/2024	93.116	DHST22TBS002	318,116.00	-	159,058.00
Tuberculosis, Ambulatory Care						
01/01/2022	12/31/2022	93.116	032430	302,104.00	-	48,530.00
01/01/2023	12/31/2023	93.116	032430	439,817.00	-	412,960.04
Total CFDA 93.116 - Tuberculosis Health Services Grant					-	779,606.04
<i>Passed through NJ Department of Law and Public Safety</i>						
Operation Helping Hand Grant Program (Overdose Data to Action)						
07/01/2019	06/30/2021	93.136	100-066-1000-200/203	147,619.00	-	147,619.00
07/01/2021	07/30/2022	93.136	100-066-1000-200/203	90,476.19	-	82,281.86
07/01/2022	06/30/2023	93.136	100-066-1000-203	123,740.50	-	123,740.50
07/01/2021	06/30/2022	93.136	100-066-1000-203	52,631.57	-	15,789.47
07/01/2022	06/30/2023	93.136	100-066-1000-203	50,000.00	-	50,000.00
Total CFDA 93.136 Operation Helping Hand					-	419,430.83
U.S. Department of Health and Human Services: (continued)						
Pass-Through NJ Department of Health and Senior Services:						
State Health Insurance Assistance Program (SHIP)						
04/01/2022	03/31/2023	93.324	100-054-S820-029	37,000.00	-	9,855.58
07/01/2023	03/31/2024	93.324	100-054-S820-029	39,000.00	-	27,750.00
Total CFDA 93.324 - State Health Insurance Program					-	37,605.58
477 Cluster (See Note H)						
<i>Passed through NJ Department of Human Services, Division of Family Development</i>						
Temporary Assistance for Needy Families (TANF) - Social Services for the Homeless Program						
FEIN: 1216000928C3						
*	12/31/2022	93.558	153550	2,512,600.00	-	289,513.48
01/01/2023	12/31/2023	93.558	153550	2,512,600.00	-	2,285,473.48
477 Cluster (See Note H)						
<i>Passed through NJ Department of Human Services, Division of Family Development</i>						
Temporary Assistance for Needy Families (TANF) - Transportation and TIP Program						
FEIN: 1216000928C3						
01/01/2021	12/31/2021	93.558	100-054-7550-292	160,000.00	-	94,996.25
01/01/2022	12/31/2022	93.558	100-054-7550-292	160,000.00	-	22,579.19
01/01/2023	12/31/2023	93.558	100-054-7550-292	160,000.00	-	134,824.13

COUNTY OF HUDSON, NEW JERSEY
 SCHEDULE OF EXPENDITURES OF FEDERAL AWARDS
 YEAR ENDED DECEMBER 31, 2023

Federal Grantor / Pass-through Grantor Program or Cluster Title and Grant Period	Federal Assistance Listing Number	Pass-through Entity Identifying Number	Program or Award Amount	Provided to Subrecipients	Grant Funds Expended	Cumulative Expenditures
U.S. Department of Health and Human Services: (continued)						
Supportive Assistance to Individuals and Families (SAIF) Program						
01/01/2015 09/30/2015	93.558	100-054-7570-073	\$ 758,155.64	\$ -	\$ 756,485.00	\$ 756,485.00
10/01/2016 09/30/2017	93.558	G-1702NJTANF	756,583.00	-	466,378.00	466,378.00
<i>FEIN Number: 202XG996115</i>						
10/01/2020 09/30/2021	93.558	2001 NJTANF	756,583.00	-	325,513.16	711,752.64
<i>FEIN Number: 1216000928C3</i>						
10/01/2017 09/30/2018	93.558	150270 / 152540	756,583.00	-	223,699.32	726,496.32
10/01/2018 09/30/2019	93.558	1901NJTANF	756,583.00	-	306,226.72	756,583.00
10/01/2018 03/31/2020	93.558	100-054-7570-073	378,292.00	-	(5,227.56)	373,064.44
10/01/2019 03/31/2020	93.558	100-054-7570-073	378,291.00	-	230,304.79	282,367.56
10/01/2020 03/31/2021	93.558	100-054-7570-073	756,583.00	-	78,326.98	731,050.66
10/01/2021 03/31/2022	93.558	100-054-7570-073	756,583.00	-	615,853.04	725,722.78
01/01/2023 12/31/2023	93.558	100-054-7570-073	756,583.00	-	112,405.37	112,405.37
<i>Administered by Hudson County Division of Welfare</i>						
Temporary Assistance for Needy Families-Admin Costs (TANF)						
01/01/2023 12/31/2023	93.558	100-054-7550-292	7,891,585.49	-	7,891,585.49	7,891,585.49
Temporary Assistance for Needy Families (TANF)						
01/01/2023 12/31/2023	93.558	100-054-7550-292	17,844,293.34	-	17,844,293.34	17,844,293.34
Total CFDA 93.558 - Temporary Assistance for Needy Families (TANF) / 477 Cluster						
				-	31,673,230.18	
Passed through NJ Department of Human Services:						
<i>Administered by Hudson County Division of Welfare</i>						
Child Support Enforcement						
01/01/2023 12/31/2023	93.563	100-054-7550-165	3,523,729.93	-	3,523,729.93	3,523,729.93
Total CFDA 93.563 - Title IV-D Child Support and Paternity						
				-	3,523,729.93	
Passed through NJ Department of Human Services:						
<i>Administered by Hudson County Division of Welfare</i>						
Social Services Block Grant						
01/01/2023 12/31/2023	93.667	100-054-7550-162	1,731,846.74	-	1,731,846.74	1,731,846.74
Total CFDA 93.667						
				-	1,731,846.74	
Ending the HIV Epidemic - Ryan White Parts A and B						
03/01/2022 02/28/2027	93.686	DIRECT AWARD	1,400,000.00	-	415,139.69	900,089.00
				-	480,206.95	480,206.95
Total CFDA 93.686						
				-	895,346.64	
Passed through NJ Department of Human Services:						
<i>Administered by Hudson County Division of Welfare</i>						
Children's Health Insurance Program (CHIP)						
01/01/2023 12/31/2023	93.767	100-054-7550-479	308,737.72	-	308,737.72	308,737.72
Total CFDA 93.767						
				-	308,737.72	
Medicaid Cluster						
<i>Passed through NJ Department of Human Services:</i>						
<i>Administered by Hudson County Division of Welfare</i>						
Title XIX						
Medical Assistance Program (Medicaid; Title XIX)						
01/01/2023 12/31/2023	93.778	100-054-7550-162	14,385,458.59	-	14,385,458.59	14,385,458.59
Total CFDA 93.778 - Title XIX / Medicaid Cluster						
				-	14,385,458.59	
Health Resources and Services Administration (HRSA)						
HIV Emergency Relief Project Grants						
HIV Emergency Relief Formula Grant (FRML)						
03/01/2022 02/28/2023	93.914	Direct Award	2,824,851.00	-	1,209,973.00	2,823,802.76
03/01/2023 02/28/2024	93.914	Direct Award	2,833,178.00	-	1,965,820.49	1,965,820.49
HIV Emergency Relief Supplemental Grant (SUPPL)						
03/01/2022 02/28/2002	93.914	Direct Award	1,639,095.00	-	1,176,700.04	1,638,584.18
03/01/2023 02/28/2024	93.914	Direct Award	1,653,516.00	-	907,468.51	907,468.51
(Ryan White) Minority Aids Initiative Program (MAI)						
03/01/2022 02/28/2023	93.914	Direct Award	455,149.00	-	171,958.19	455,149.00
03/01/2023 02/28/2024	93.914	Direct Award	437,348.00	-	279,411.06	279,411.06
Total CFDA 93.914 - HIV Emergency Relief Project Grants						
				-	5,711,331.29	
Total U.S. Department of Health and Human Services			\$	-	\$ 66,750,399.91	

COUNTY OF HUDSON, NEW JERSEY
 SCHEDULE OF EXPENDITURES OF FEDERAL AWARDS
 YEAR ENDED DECEMBER 31, 2023

Federal Grantor / Pass-through Grantor Program or Cluster Title and Grant Period	Federal Assistance Listing Number	Pass-through Entity Identifying Number	Program or Award Amount	Provided to Subrecipients	Grant Funds Expended	Cumulative Expenditures
U.S. Department of Homeland Security,						
Federal Emergency Management Agency (FEMA)						
Passed through NJ Department of Law and Public Safety, Division of State Police						
Emergency Management Agency Assistance (EMAA)						
* *	97.042	100-066-1200-726	\$ 110,000.00	\$ -	\$ 82,500.00	\$ 82,500.00
Total CFDA 97.042				-	82,500.00	
Passed through NJ Office of Homeland Security and Preparedness						
State Homeland Security Program (SHSP - Local Share)						
10/01/2020 09/30/2023	97.067	EMW-2018-SS-00028	370,500.00	-	253,693.93	370,500.00
10/01/2021 09/30/2024	97.067	EMW-2021-SS-00016	307,000.00	-	219,681.19	260,509.73
10/01/2022 09/30/2025	97.067	EMW-2021-SS-00016	270,000.00	-	81,278.31	81,278.31
10/01/2020 09/30/2023	97.067	EMW-2018-SS-00028	506,231.66	-	93,712.27	506,231.66
10/01/2021 09/30/2024	97.067	EMW-2021-SS-00016	460,625.45	-	115,306.49	272,130.09
10/01/2022 09/30/2025	97.067	EMW-2021-SS-00016	471,856.99	-	145,070.55	145,070.55
Total CFDA 97.067				-	908,742.74	
Total U.S. Department of Homeland Security				\$ -	\$ 991,242.74	
GRAND TOTAL EXPENDITURES OF FEDERAL AWARDS				\$ -	\$ 130,946,420.78	

(H) See Note H of the Notes to Schedules of Expenditures of Federal Awards and State Financial Assistance

COUNTY OF HUDSON, NEW JERSEY
SCHEDULE OF EXPENDITURES OF STATE FINANCIAL ASSISTANCE
YEAR ENDED DECEMBER 31, 2022

Schedule 2
Sheet 1 of 4

State Grant or Program Title and Grant Period	State Account Number or Program Code	Program or Award Amount	Provided to Subrecipients	County Match Expended	Grant Funds Expended	Cumulative Expenditures
NJ Department of Health and Senior Services:						
Governor's Council on Alcoholism and Drug Abuse:						
Drug Enforcement Demand Reduction (DEDR) Fund						
Alliance to Prevent Alcohol & Drug Abuse						
07/01/2022 06/30/2023	*	\$ 270,478.00	\$ -	\$ -	\$ 230,229.68	\$ 268,745.70
07/01/2022 06/30/2023	*	76,508.00	-	-	61,010.12	63,560.12
Total Alliance to Prevent Alcohol and Drug Abuse			-	-	291,239.80	
Total NJ Department of Health and Senior Services			\$ -	\$ -	\$ 291,239.80	
NJ Department of Corrections						
Medication Assistance Treatment for						
Substance Use Disorder in NJ County Jails						
10/01/2020 09/30/2021	21-100-026-7025-318	\$ 671,023.00	\$ -	\$ -	\$ 41,314.14	\$ 159,516.61
10/01/2021 09/30/2022	22-100-026-7025-318	1,342,046.00	-	-	509,868.90	859,369.92
10/01/2022 09/30/2023	22-100-026-7025-318	688,548.00	-	-	15,100.21	15,100.21
County Reentry Coordinators (CRC) Program			100,000.00	-	100,000.00	100,000.00
Total NJ Department of Corrections			\$ -	\$ -	\$ 666,283.25	
New Jersey Transit Corporation						
Casino Revenue Fund - Senior Citizens and Disabled Residents Transportation Grant/Transcend						
01/01/2021 12/31/2021	21-491-078-6050-001	\$ 1,168,140.00	\$ -	\$ -	\$ 90,312.49	\$ 1,168,140.00
01/01/2023 12/31/2023	23-491-078-6050-001	1,460,214.00	-	-	1,460,214.00	1,460,214.00
Total New Jersey Transit Corporation			\$ -	\$ -	\$ 1,550,526.49	
NJ Department of State						
NJ State Council on the Arts						
Cultural Projects Block Grant						
*	*	055000	\$ 334,980.00	\$ -	\$ 82,129.01	\$ 333,364.07
*	*	055000	335,000.00	-	250,561.94	250,561.94
Total Cultural Projects Block Grant			-	-	332,690.95	
Passed through the New Jersey Division of Travel and Tourism:						
Destination Marketing Organization						
07/01/2022 06/30/2023	020080	252,000.00	-	-	187,022.69	252,000.00
07/01/2023 06/30/2024	020080	252,000.00	-	-	81,706.30	81,706.30
Total Destination Marketing			-	-	268,728.99	
County History Partnership Program						
FY22 FY22	077700	63,489.00	-	-	22,772.12	63,489.00
FY23 FY23	077700	95,233.00	-	-	70,843.31	70,843.31
Total County History Partnership Program			-	-	93,615.43	
Hudson County & Immigration: The Story of America						
*	*	*	9,500.00	-	3,226.66	9,500.00
Total NJ Department of State			\$ -	\$ -	\$ 698,262.03	
N.J. Board of Public Utilities						
Town Center Distributed Energy Resources						
Microgrid Incentive Program						
*	*	*	\$ 376,000.00	\$ -	\$ 292,257.34	\$ 375,879.09
Total N.J. Board of Public Utilities			-	-	292,257.34	
Total N.J. Board of Public Utilities			\$ -	\$ -	\$ 292,257.34	

COUNTY OF HUDSON, NEW JERSEY
SCHEDULE OF EXPENDITURES OF STATE FINANCIAL ASSISTANCE
YEAR ENDED DECEMBER 31, 2022

Schedule 2
Sheet 2 of 4

State Grant or Program Title and Grant Period	State Account Number or Program Code	Program or Award Amount	Provided to Subrecipients	County Match Expended	Grant Funds Expended	Cumulative Expenditures
NJ Department of Human Services:						
Passed through the NJ Division of Family Development						
<i>Administered by Hudson County Division of Welfare</i>						
(1) WorkFirst New Jersey-General Assistance						
01/01/2023	12/31/2023	100-054-7550-121	\$ 7,353,228.15	\$ -	\$ -	\$ 7,353,228.15
(1) WorkFirst New Jersey-General Assistance Admin. Cost						
01/01/2022	12/31/2022	100-054-7550-121	769,811.14	-	-	769,811.14
(1) Total WorkFirst New Jersey						
			-	-	8,123,039.29	
Division of Mental Health and Addiction Services						
County Comprehensive - Alcoholism, Drug Abuse and Addiction Services						
01/02/2022	01/01/2022	140000/140160	1,509,642.00	-	-	101,848.41
01/02/2023	01/01/2023	140000/140160	1,347,069.00	-	-	850,662.41
01/02/2023	01/01/2023	County Match	188,060.00	-	188,060.00	-
Total Comprehensive Alcoholism Services						
			-	188,060.00	952,510.82	
Passed through the NJ Division of Family Development						
<i>Administered by Hudson County Division of Welfare</i>						
Supplemental Security Income						
01/01/2022	12/31/2022	100-054-7550-125	\$ 4,179,032.79	\$ -	\$ -	\$ 4,179,032.79
County Based Innovation Project Opioid						
01/01/2020	12/31/2020	*	203,963.00	-	-	35,317.00
01/01/2022	12/31/2022	*	203,963.00	-	-	203,963.00
01/01/2023	12/31/2023	*	203,963.00	-	-	18,000.00
			-	-	257,280.00	
Communication Access Service Grant						
*	*	*	75,000.00	-	-	49,921.27
Total Inclusive Healthy Communities Grant						
			-	-	49,921.27	
Inclusive Healthy Communities Grant						
*	*	*	143,721.55	-	-	135,205.43
Total Inclusive Healthy Communities Grant						
			-	-	135,205.43	
Total NJ Department of Human Services						
			\$ -	\$ 188,060.00	\$ 13,696,989.60	
NJ Department of Community Affairs						
Recreational Opportunities For Individuals with Disabilities						
01/01/2021	12/31/2021	*	\$ 27,000.00	\$ -	\$ -	\$ 26,313.14
			35,000.00	-	-	5,440.00
Re-entry PILOT Program						
10/01/2020	06/30/2021	100-022-8050-C014	3,000,000.00	-	-	1,376,127.31
07/01/2021	06/30/2022	100-022-8050-C014	7,000,000.00	-	-	962,057.71
10/01/2021	06/01/2023	100-022-8050-C014	7,000,000.00	-	-	5,069,001.22
10/01/2022	06/01/2024	100-022-8050-C014	1,524,601.27	-	-	1,524,601.27
Total Recreational Opportunities For Individuals with Disabilities						
			-	-	8,963,540.65	
Hudson County Housing First 2021						
10/01/2020	06/30/2021	*	1,500,000.00	-	-	384,332.61
10/01/2021	06/30/2022	*	1,000,000.00	-	-	477,643.18
10/01/2022	06/30/2023	*	1,000,000.00	-	-	16,276.62
Total Hudson County Housing First 2021						
			-	-	878,252.41	
Preserve New Jersey Historic						
*	*	*	50,000.00	-	-	50,000.00
			-	-	50,000.00	
Local Efficiency Achievement Program (LEAP)						
Fellowship Grant						
01/01/2022	12/31/2022	*	50,000.00	-	-	50,000.00
01/01/2023	12/31/2023	*	75,000.00	-	-	34,551.74
			-	-	84,551.74	
Total NJ Department of Community Affairs						
			\$ -	\$ -	\$ 9,976,344.80	

See accompanying Notes to Schedules of Expenditures of Federal and State Awards

COUNTY OF HUDSON, NEW JERSEY
SCHEDULE OF EXPENDITURES OF STATE FINANCIAL ASSISTANCE
YEAR ENDED DECEMBER 31, 2022

Schedule 2
Sheet 3 of 4

State Grant or Program Title and Grant Period	State Account Number or Program Code	Program or Award Amount	Provided to Subrecipients	County Match Expended	Grant Funds Expended	Cumulative Expenditures
NJ Department of Labor and Workforce Development						
(1) Work First New Jersey						
07/01/2020 06/30/2021	780-062-4545-005	\$ 4,665,773.00	\$ -	\$ -	\$ (16,001.50)	\$ 2,903,502.35
07/01/2021 06/30/2022	780-062-4545-005	6,221,031.00	-	-	532,251.16	4,496,032.00
07/01/2022 06/30/2023	780-062-4545-005	6,221,031.00	-	-	4,304,140.13	4,674,833.71
(1) Total Work First New Jersey -Supplemental			-	-	4,820,389.79	
Total NJ Department of Labor and Workforce Development			\$ -	\$ -	\$ 4,820,389.79	
NJ Department of Law and Public Safety						
Juvenile Justice Commission Grant (Comprehensive County Funding Allocation)						
State/Community Partnership						
01/01/2022 12/31/2022	100-066-1500-007	\$ 842,354.00	\$ -	\$ -	\$ 149,643.72	\$ 814,538.17
01/01/2023 12/31/2023	100-066-1500-007	1,049,334.00	-	-	888,676.12	888,676.12
Family Court Services						
01/01/2020 12/31/2020	100-066-1500-083	307,803.00	-	-	319.30	286,935.03
01/01/2022 12/31/2022	100-066-1500-083	307,803.00	-	-	39,059.27	277,633.52
01/01/2023 12/31/2023	100-066-1500-083	307,803.00	-	-	231,624.25	231,624.25
Total Juvenile Justice Commission			-	-	1,309,322.66	
Division of Criminal Justice						
Body Armor Replacement Fund (BARF) Program						
* *	718-066-1020-001	63,443.69	-	-	1,692.04	63,443.69
* *	718-066-1020-001	41,082.95	-	-	23,014.33	44,640.82
* *	718-066-1020-001	28,843.78	-	-	14,738.19	14,738.19
* *	718-066-1020-001	41,411.90	-	-	5,334.55	5,334.55
Total Body Armor Replacement Fund (BARF)			-	-	44,779.11	
Office of the Insurance Fraud Prosecutor						
County Prosecutor Insurance Fraud Reimbursement Program Allocation Receipt						
01/01/2023 12/31/2023	1020-100-305	250,000.00	-	-	116,242.13	116,242.13
Total Insurance Fraud Reimbursement Program			-	-	116,242.13	
Juvenile Detention Alternatives Initiative (JDAI) Innovations Funding Grant						
01/01/2021 12/31/2022	100-066-1500-237	120,000.00	-	-	34,597.55	94,822.33
Total Juvenile Detention Alternatives			-	-	40,513.51	40,513.51
Body-Worn Camera Grant Program						
Sheriff						
06/24/2021 12/31/2025	100-066-1020-495	805,010.00	-	-	148,684.25	805,010.00
Total Body-Worn Camera Grant Program			-	-	148,684.25	
Total NJ Department of Law and Public Safety			\$ -	\$ -	\$ 1,694,139.21	
NJ Department of Environmental Protection						
Green Acres Trust Local Programs						
Open Space, Recreation & Historic Preservation-Secaucus						
2018 Parks Improvements	*	\$ 1,400,000.00	\$ -	\$ -	\$ 625,844.51	\$ 648,629.51
Total Green Acres Trust Local Programs			-	-	625,844.51	
Solid Waste Administration						
Clean Communities Grant						
* *	*	19,580.22	-	-	19,580.22	19,580.22
* *	*	22,013.46	-	-	22,013.46	22,013.46
Total Solid Waste Administration			-	-	41,593.68	
Total NJ Department of Environmental Protection			\$ -	\$ -	\$ 667,438.19	

COUNTY OF HUDSON, NEW JERSEY
SCHEDULE OF EXPENDITURES OF STATE FINANCIAL ASSISTANCE
YEAR ENDED DECEMBER 31, 2022

Schedule 2
Sheet 4 of 4

State Grant or Program Title and Grant Period	State Account Number or Program Code	Program or Award Amount	Provided to Subrecipients	County Match Expended	Grant Funds Expended	Cumulative Expenditures
NJ Department of Children and Families						
Children's Interagency Coordinating Council						
01/01/2022 12/31/2022	*	\$ 44,551.00	\$ -	\$ -	\$ 22,275.00	\$ 44,551.00
01/01/2023 12/31/2023	*	47,669.00	-	-	23,835.00	23,835.00
Total Youth Incentive Program			-	-	46,110.00	
NJ Promise 2.0 - Youth and Family Voice						
01/01/2021 12/31/2021	*	10,000.00	-	-	43.00	9,999.91
01/01/2022 12/31/2022	*	5,000.00	-	-	5,000.00	5,000.00
Total Substance Use Navigator			-	-	5,043.00	
Human Services Advisory Council Grant						
01/01/2021 12/31/2021	100-054-7570-049	98,817.00	-	-	(1,500.00)	97,317.00
01/01/2022 12/31/2022	100-054-7570-049	64,878.00	-	-	19,482.90	64,878.00
01/01/2023 12/31/2023	100-054-7570-049	69,419.00	-	-	46,088.44	46,088.44
Total Human Services Advisory Council			-	-	64,071.34	
Child Advocacy Center Development						
*	*	59,077.13	-	-	28,810.62	36,724.52
Child Advocacy Center - Multidisciplinary Team Fund						
*	*	225,806.00	-	-	18,607.66	18,607.66
Total Child Advocacy Center Development			-	-	47,418.28	
Total NJ Department of Children and Families			\$ -	\$ -	\$ 162,642.62	
NJ Department of Treasury						
Public Safety Answering Point Upgrades and Consolidation						
		\$ 350,218.14	\$ -	\$ -	\$ 350,218.14	350,218.14
GRAND TOTAL STATE OF NEW JERSEY FINANCIAL ASSISTANCE			\$ -	\$ 188,060.00	\$ 34,866,731.26	
(1) The sources of WorkFirst NJ Grants are from two State Departments. To determine major programs, these grants were combined as follows:						
			\$ -	\$ -	\$ 12,943,429.08	

**COUNTY OF HUDSON
NOTES TO SCHEDULES OF EXPENDITURES OF
FEDERAL AWARDS AND STATE FINANCIAL ASSISTANCE
FOR THE YEAR ENDED DECEMBER 31, 2023**

NOTE A. REPORTING ENTITY

The County of Hudson, New Jersey (the “County”), received and continues to participate in numerous federal award and state financial assistance programs, in the form of grant cost reimbursements and revenue sharing entitlements. The County is the reporting entity for the grant programs received. Administration of the grant programs is performed by the various departments and outside offices of the County.

Accounting functions for the grants are performed by the County’s Department of Finance and Administration. Grant and program cash funds may be commingled with the County’s other funds provided each grant is accounted for separately within the County’s financial records.

The County, for purposes of the schedules of expenditures of federal awards (SEFA) and state financial assistance (SESFA), includes all of the primary government as defined criteria established by the Governmental Accounting Standards Board. The County administers certain federal and state award programs through subrecipients. Those subrecipients are not considered part of the County’s reporting entity.

Hudson County Division of Welfare

Certain grant programs noted in the schedules of expenditures of federal awards and state financial assistance are administered by the Hudson County Division of Welfare (the “agency”). All such programs are noted in the schedules of expenditures of federal awards and state financial assistance with the sub-header “*Administered by the Hudson County Division of Welfare*”.

The financial statements of the agency have been prepared in accordance with the County Welfare Agency Accounting Manual, Ruling 12, published by the State of New Jersey, Department of Human Services, Division of Family Development. The accounting practices prescribed is a comprehensive basis of accounting other than accounting principles generally accepted in the United States of America. Under this basis of accounting revenues and expenditures are recorded on a cash basis.

In addition, Assistance Fund transactions after the first of each month are reflected in the subsequent month’s activity. The Assistance Fund report reflects financial activity in each year for the period of December 2 of the prior year through December 1 of the Current Year.

NOTE B. BASIS OF PRESENTATION

The accompanying schedules of expenditures of federal awards and state financial assistance (the “Schedules”) includes the federal and state award activity of the County under programs of the federal and state government for the year ended December 31, 2022. The information in these Schedules are presented in accordance with the requirements of Title 2 U.S. Code of Federal Regulations Part 200, *Uniform Administrative Requirements, Cost Principles, and Audit Requirements for Federal Awards* (Uniform Guidance) and New Jersey OMB Circular Letter 15-08 *Single Audit Policy for Recipients of Federal Grants, State Grants and State Aid*. All federal awards received directly from federal agencies or passed through other government agencies are included on the schedule of expenditures of federal awards. All state awards received directly from state agencies or passed through other government agencies are included on the schedule of expenditures of state financial assistance. Federal awards that are mixed or commingled with State awards and for which the accounting system does not separately delineate expenditures between the commingled Federal and State awards, are recorded as Federal awards. Because the Schedules present only a selected portion of the operations of the County, it is not intended to and does not present the financial position or changes in fund balance of the County.

**COUNTY OF HUDSON
NOTES TO SCHEDULES OF EXPENDITURES OF
FEDERAL AWARDS AND STATE FINANCIAL ASSISTANCE
FOR THE YEAR ENDED DECEMBER 31, 2023**

NOTE C. SUMMARY OF SIGNIFICANT ACCOUNTING POLICIES

The accounting policies of the County conform to the accounting principles and practices prescribed by the Division of Local Government Services, Department of Community Affairs, State of New Jersey (the "Division"). Such principles and practices are designed primarily for determining compliance with legal provisions and budgetary restrictions and as a means of reporting on the stewardship of public officials with respect to public funds. Under this method of accounting, the County accounts for federal awards and state financial assistance through the following accounting practices which differ from those required by accounting principles generally accepted in the United States of America.

The County, in accordance with the Division's directive, fully realizes revenues and charges appropriations when grants are adopted by the governing body in the budget of the Current Fund. The revenues are charged and the receivable accounted for in the Federal and State Grant Fund. Appropriations are charged and the amount allotted for spending is accounted for as an appropriated reserve. Programs within the General Capital Fund and various Trust Funds are accounted for within the equivalent revenue and appropriation (or reserve) accounts for those respective funds. Expenditures are measured from payments charged directly to specific grant programs. Expenditures in the Schedules are measured from payments charged directly to specific grant programs in the underlying accounting records. Federal and state awards provided to sub-recipients are treated as expenditures when paid.

Other significant accounting policies are as follows:

Local Contributions - Local matching contributions are required by certain federal and state grants. The amount or percentage of matching contributions varies with each program. Local matching contributions are raised in the Current Fund budget.

Indirect Costs - The County is not utilizing the 10-percent de minimis indirect cost rate as allowed under the Uniform Guidance.

NOTE D. CONTINGENCIES

Entitlement to the funds is generally conditional upon compliance with terms and conditions of the grant agreements and applicable laws and regulations. Federal and state grants, entitlements and cost reimbursements are subject to financial and compliance audits by grantors. Such contingencies are fully disclosed in the Notes to the Financial Statements.

NOTE E. MONITORING OF SUB-RECIPIENTS

Under the requirements of the Single Audit Act and State regulations, if the County, as a primary recipient, receives federal and state financial assistance and provides \$750,000 or more of such assistance to a sub-recipient in a fiscal year, the County is responsible for determining that the expenditures of federal and state monies passed through to sub-recipients are utilized in accordance with applicable laws and regulations.

NOTE F. RELATIONSHIP TO FEDERAL FINANCIAL REPORTS

The regulations and guidelines governing the preparation of federal and state financial reports vary by federal and state agency and among programs administered by the same agency. Accordingly, the amounts reported in the federal and state financial reports do not necessarily agree with the amounts reported in the accompanying schedules of expenditures of federal awards and state financial assistance, which are prepared on the basis of accounting explained in Note B.

**COUNTY OF HUDSON
NOTES TO SCHEDULES OF EXPENDITURES OF
FEDERAL AWARDS AND STATE FINANCIAL ASSISTANCE
FOR THE YEAR ENDED DECEMBER 31, 2023**

NOTE G. OTHER REPORTING REQUIREMENTS

Law Enforcement Trust Fund

The Hudson County Prosecutor’s Office submits an annual financial report of the Law Enforcement Trust Fund (the “LETf”) pursuant to the specific requirements by its oversight federal and state agencies. Included in the LETf are the proceeds of fund sharing from the federal and state agencies that are pooled with forfeitures obtained by the Office of the Prosecutor and local law enforcement agencies. The LETf is included in the County’s Trust Fund.

NOTE H. PASS-THROUGH AWARDS AND COMMINGLED ASSISTANCE

The County receives federal and state awards passed-through different levels of government. As a result, the individual sources of federal and state awards may be commingled and not always separately identifiable. In instances in which the federal amounts received are commingled by the state or other levels of government with other funds and cannot be separately identified, they are reported as federal expenditures. In instances in which the state amounts received are commingled by other levels of government, other than federal, and cannot be separately identified, they are reported as state expenditures. The following awards include both state and federal funding which are not separately identifiable, and which are reported on the schedule of expenditures of federal awards:

WIA/WIOA Cluster

The County receives grant awards from the New Jersey Department of Labor and Workforce Development (NJDOl) which include pass-through Federal funding commingled with State NJDOl funding. The source of the Federal funds is the Federal Workforce Innovation and Opportunity Act (WIOA), formerly Workforce Investment Act (WIA), which consist of Adult, Youth and Dislocated Worker Program awards. The State funds include the Supplemental Workforce Development Benefits Program (SmartSTEPS) and Workforce Learning Link Program. The County’s accounting system commingles these programs, therefore, the programs are grouped in the SEFA according to the majority funding, CFDA 17.258, and more specifically the “WIO/WIOA Cluster”, to which each of the Federal programs belong.

TANF/Social Services for the Homeless

The County receives grant awards from the New Jersey Department of Human Services (NJDOHS) which include pass-through Federal funding commingled with State NJDOHS funding. The source of the Federal funds is Temporary Assistance for Needy Families (TANF) and the Social Services Block Grant (SSBG). The State funds include State Social Services for the Homeless, State SSBG and Intensive Care Management. The County’s accounting commingles the State and Federal awards, therefore, the entire amount is reported as Federal funding in the SEFA under CFDA 93.558, despite the majority of the funding coming from State sources.

Older Americans Act – Area Agency on Aging, Area Plan Contract Grant

The County receives grant awards from the New Jersey Department of Health and Senior Services (NJDOHSS) which include pass-through Federal funding commingled with State NJDOHSS funding. The source of the Federal funds is Title III, Parts B, C1 and C2, which are part of the “Aging Cluster” as well as Parts D and E. The State funds include State Weekend Home Delivered Meals, Safe Housing and Transportation Program, Adult Protective Services, State Area Plan Matching Funds, Social Services Block Grant, State Home Delivered Meals, Care Management Quality Assurance Funds, Medicaid, Nutrition Services Incentive Program Funds and Supplemental Funds (formerly COLA). The County’s accounting system commingles these programs, therefore, the programs are grouped in the SEFA according to the majority Federal funding, CFDA 93.045, and more specifically the “Aging Cluster”, to which the majority of the Federal programs belong.

**COUNTY OF HUDSON
SCHEDULE OF FINDINGS AND QUESTIONED COSTS
FOR THE YEAR ENDED DECEMBER 31, 2023**

Section I - Summary of Auditor's Results

Financial Statements

Type of report the auditor issued on whether the financial statements audited were prepared in accordance with GAAP:

Unmodified-as prescribed by NJ DLGS
Adverse-according to GAAP

Internal control over financial reporting:

1) Material weakness(es) identified?	Yes	✓	No
			None
2) Significant deficiency(ies) identified?	Yes	✓	Reported

Noncompliance material to financial statements noted?	Yes	✓	No
---	-----	---	----

Federal Awards

Internal Control over major federal programs:

1) Material weakness(es) identified?	Yes	✓	No
			None
2) Significant deficiency(ies) identified?	Yes	✓	Reported

Type of auditor's report issued on compliance for major federal programs:

Unmodified for all major federal programs.

Any audit findings disclosed that are required to be reported in accordance with 2 CFR 200.516(a)?	Yes	✓	No
--	-----	---	----

Identification of major Federal programs:

Name of Federal Program or Cluster	Federal Assistance Listing Numbers
Highway Planning and Construction Cluster	20.205
Emergency Rental Assistance	21.023
COVID-19 Coronavirus State and Local Fiscal Recovery Funds	21.027
Child Support Enforcement.....	93.563
Social Services Block Grant	93.667
Medical Assistance Program (Medicaid; Title XIX)	93.778
HIV Emergency Relief Project Grants	93.914

Dollar threshold used to distinguish between Type A and Type B Programs:	\$	3,000,000.00
--	----	--------------

Auditee qualified as low-risk auditee?	Yes	✓	No
--	-----	---	----

**COUNTY OF HUDSON
 SCHEDULE OF FINDINGS AND QUESTIONED COSTS
 FOR THE YEAR ENDED DECEMBER 31, 2023**

**Section I - Summary of Auditor's Results
 (continued)**

State Financial Assistance

Internal Control over Compliance:

1) Material weakness(es) identified?	<u>Yes</u>	<u>✓</u>	<u>No</u>
			None
2) Significant deficiency(ies) identified?	<u>Yes</u>	<u>✓</u>	<u>Reported</u>

Type of auditor's report issued on compliance for major State programs:

Unmodified for all major State programs.

Any audit findings disclosed that are required to be reported in accordance with NJ OMB 15-08, as amended?	<u>Yes</u>	<u>✓</u>	<u>No</u>
--	------------	----------	-----------

Identification of major State programs

<u>Name of State Program</u>	<u>State Grant Number</u>
Casino Revenue Fund - Senior Citizens and Disabled Residents	
Transportation Grant/Transcend	21-491-078-6050-001
Supplemental Security Income	100-054-7550-125
Juvenile Justice Commission Grant	
(Comprehensive County Funding Allocation)	100-066-1500-007/083
Public Safety Answering Point Upgrades and Consolidation	*

Dollar threshold used to distinguish between Type A and Type B Programs: \$ 1,046,001.00

**COUNTY OF HUDSON
SCHEDULE OF FINDINGS AND QUESTIONED COSTS
FOR THE YEAR ENDED DECEMBER 31, 2023**

Section II - Schedule of Financial Statement Findings

(This section identifies the significant deficiencies, material weaknesses, fraud, noncompliance with provisions of laws, regulations, contracts and grant agreements, and abuse related to the financial statements for which Government Auditing Standards requires reporting.)

None noted.

**COUNTY OF HUDSON
SCHEDULE OF FINDINGS AND QUESTIONED COSTS (Continued)
FOR THE YEAR ENDED DECEMBER 31, 2023**

Section III - Schedule of Federal Awards and State Financial Assistance Findings and Questioned Costs

(This section identifies audit findings required to be reported by the 2 CFR 200.516(a) and New Jersey OMB Circular 15-08.)

None noted.

**COUNTY OF HUDSON
SUMMARY SCHEDULE OF PRIOR YEAR FINDINGS
AND QUESTIONED COSTS AS PREPARED BY MANAGEMENT**

FOR THE YEAR ENDED DECEMBER 31, 2023

Status of Prior Year Findings

(This section identifies the status of prior-year audit findings related to the basic financial statements and federal and state awards that are required to be reported in accordance with Chapter 4 of Government Auditing Standards, 2 CFR 200.516(a) and New Jersey OMB Circular 15-08.)

No prior year findings.

COUNTY OF HUDSON

REPORT OF AUDIT

**SUPPLEMENTARY INFORMATION
LETTER OF COMMENTS AND
RECOMMENDATIONS**

CONTRACTS AND AGREEMENTS REQUIRED TO BE ADVERTISED PER N.J.S.A. 40A:11-3 AND 11-4 ET. SEQ.

N.J.S.A. 40A:11-3 states “When the cost or price of any contract awarded by the contracting agent in the aggregate does not exceed in a contract year the total sum of \$17,500, the contract may be awarded by a purchasing agent or other employee so designated by the governing body when so authorized by ordinance or resolution, as appropriate to the contracting unit, without public advertising for bids, except that the governing body of any contracting unit may adopt an ordinance or resolution to set a lower threshold for the receipt of public bids or the solicitation of competitive quotations. If a purchasing agent has been appointed, the governing body of the contracting unit may establish that the bid threshold may be up to \$25,000 or the threshold amount adjusted by the Governor pursuant to subsection c. of this section. Such authorization may be granted for each contract or by a general delegation of the power to negotiate and award such contracts pursuant to this section.”

The current threshold amount as adjusted by the Governor is \$44,000. The County has appointed a Qualified Purchasing Agent and has passed a resolution raising its bid threshold to the maximum allowable amount of \$44,000.

N.J.S.A. 40A:11-4 states “Every contract awarded by the contracting agent for the provision or performance of any goods or services, the cost of which in the aggregate exceeds the bid threshold, shall be awarded only by resolution of the governing body of the contracting unit to the lowest responsible bidder after public advertising for bids and bidding therefor, except as is provided otherwise in this act or specifically by any other law. The governing body of a contracting unit may, by resolution approved by a majority of the governing body and subject to subsections b. and c. of this section, disqualify a bidder who would otherwise be determined to be the lowest responsible bidder, if the governing body finds that it has had prior negative experience with the bidder.”

The governing body of the County has the responsibility of determining whether the expenditures in any category will exceed \$44,000 within the fiscal year. Where questions arise as to whether any contract or agreement might result in a violation of the Statute, the opinion of County Counsel should be sought before a commitment is made.

Inasmuch as the system of records did not provide for an accumulation by categories of payments for the performance of any work or the furnishing or hiring of any materials or supplies, the results of such an accumulation could not be reasonably ascertained. Disbursements were reviewed, however, to determine whether any clear-cut violations existed.

Our examination of expenditures did not reveal any individual payments, contracts or agreements in excess of \$44,000, "for the performance of any work, or the furnishing of any materials, supplies or labor, or the hiring of teams or vehicles," other than those for which bids had been previously sought by public advertisements or for which a resolution had been previously adopted under the provision of N.J.S.A. 40A:11-6. The minutes indicate that bids were requested by public advertisement and contracts awarded.

CONTRACTS AND AGREEMENTS EXCEPTED FROM PUBLIC ADVERTISEMENT FOR BIDS PER N.J.S.A. 40A:11-5, et seq., 40A:11-6.1(b) AND 40A:11-12

N.J.S.A. 40A:11-12 states: “Any contracting unit under this act [the County] may without advertising for bids, or having rejected all bids obtained pursuant to advertising therefore, purchase any goods or services under any contract or contracts for such goods or services entered into on behalf of the State by the Division of Purchase and Property in the Department of the Treasury.” When utilizing state contracts, as the contracts are commonly referred to, the County is required to place its order with the vendor offering the lowest price, including delivery charges, that best meets the County’s requirements, and is also required to document such with specificity prior to placing the order. The minutes indicate resolutions were adopted authorizing the awarding of contracts or agreements for “state contracts” per N.J.S.A. 40A:11-12.

N.J.S.A. 40A:11-5.1(a)(i) states: “Any contract the amount of which exceeds the bid threshold, may be negotiated and awarded by the governing body without public advertising for bids and bidding therefor and shall be awarded by resolution of the governing body if the subject matter thereof consists of professional services. The governing body shall in each instance state supporting reasons for its action in the resolution awarding each contract and shall forthwith cause to be printed once, in the official newspaper, a brief notice stating the nature, duration, service and amount of the contract, and that the resolution and contract are on file and available for public inspection in the office of the clerk.” The minutes indicate resolutions were adopted and advertised authorizing the awarding of contracts or agreements for “professional services” per N.J.S.A. 40A:11-5.

N.J.S.A. 40A:11-6.1(b) states: “When in excess of the bid threshold, and after documented effort by the contracting agent [the County] to secure competitive quotations, a contract for extraordinary unspecifiable services may be awarded upon a determination in writing by the contracting agent that the solicitation of competitive quotations is impracticable. Any such contract shall be awarded by resolution of the governing body.” N.J.S.A. 40A:11-5.1(a)(ii) further states: “The governing body shall in each instance state supporting reasons for its action in the resolution awarding each [extraordinary unspecifiable service] contract and reasons for its action in the resolution awarding each contract and shall forthwith cause to be printed...a brief notice of the award of such contract.”

N.J.S.A. 40A:11-5.1(a)(ii) further states: “The governing body shall in each instance state supporting reasons for its action in the resolution awarding each [extraordinary unspecifiable service] contract and reasons for its action in the resolution awarding each contract and shall forthwith cause to be printed...a brief notice of the award of such contract.” The notice shall be printed once, in the official newspaper, a brief notice stating the nature, duration, service and amount of the contract, and that the resolution and contract are on file and available for public inspection in the office of the clerk. The minutes indicate that resolutions were adopted and advertised authorizing the awarding of contracts or agreements for “extraordinary unspecifiable services” per N.J.S.A. 40A:11-6.1(b).

There are additional exceptions noted in N.J.S.A. 40:11-5, et seq., for contracts which may be negotiated and awarded by resolution of the governing body without public advertising for bids. The County has awarded contracts under these other exceptions.

CONTRACTS AND AGREEMENTS EXCEPTED FROM PUBLIC ADVERTISEMENT FOR BIDS PER N.J.S.A. 40A:11-6, et seq.

Any contract may be negotiated or awarded for a contracting unit without public advertising for bids and bidding therefor, notwithstanding that the contract price will exceed the bid threshold, when an emergency affecting the public health, safety or welfare requires the immediate delivery of goods or the performance of services; provided that the awarding of such contracts is made in the following manner:

- a. The official in charge of the agency wherein the emergency occurred, or such other officer or employee as may be authorized to act in place of that official, shall notify the purchasing agent, a supervisor of the purchasing agent, or a designated representative of the governing body, as may be appropriate to the form of government, of the need for the performance of a contract, the nature of the emergency, the time of its occurrence and the need for invoking this section. If that person is satisfied that an emergency exists, that person shall be authorized to award a contract or contracts for such purposes as may be necessary to respond to the emergent needs. Such notification shall be reduced to writing and filed with the purchasing agent as soon as practicable.
- b. Upon the furnishing of such goods or services, in accordance with the terms of the contract, the contractor furnishing such goods or services shall be entitled to be paid therefor and the contracting unit shall be obligated for said payment. The governing body of the contracting unit shall take such action as shall be required to provide for the payment of the contract price.

The minutes indicate that resolutions were adopted and advertised authorizing the awarding of contracts or agreements for “emergency contracts” per N.J.S.A. 40A:11-6.

CONTRACTS AND AGREEMENTS ENTERED INTO BY JOINT AGREEMENTS FOR THE PROVISION OF GOODS AND SERVICES PER N.J.S.A. 40A:11-10

N.J.S.A. 40A:11-10(a)(1) states “ The governing bodies of two or more contracting units may provide by joint agreement for the provision and performance of goods and services for use by their respective jurisdictions...(c) Such agreement shall be entered into by resolution adopted by each of the participating bodies and boards, which shall set forth the categories of goods or services to be provided or performed, the manner of advertising for bids and of awarding of contracts, the method of payment by each participating body and board, and other matters deemed necessary to carry out the purposes of the agreement. (d) Each participating body's and board's share of expenditures for purchases under any such agreement shall be appropriated and paid in the manner set forth in the agreement and in the same manner as for other expenses of the participating body and board.”

PURPOSES FOR WHICH COMPETITIVE CONTRACTING MAY BE USED BY LOCAL UNITS N.J.S.A. 40A:11-4.1-4.5

N.J.S.A. 40A:11-4.1 states “Notwithstanding the provisions of any law, rule or regulation to the contrary, competitive contracting may be used by local contracting units in lieu of public bidding for procurement of specialized goods and services the price of which exceeds the bid threshold, for...” The minutes indicate that resolutions were adopted authorizing the awarding of contracts or agreements for “competitive contracting” per N.J.S.A. 40A:11-4.1b(2).

EXPENDITURE LESS THAN BID THRESHOLD, BUT 15% OR MORE OF THAT AMOUNT PER N.J.S.A. 40A:11-6.1

N.J.S.A. 40A:11-6.1 states: “For all contracts that in the aggregate are less than the bid threshold but 15 percent or more of that amount, except for paragraph (a) of subsection (1) of section 5 of P.L. 1971, c.198 (C.40A:11-5) concerning professional services and paragraph (b) of that subsection concerning work by employees of the contracting unit, the contracting unit shall award the contract after soliciting at least two competitive quotations, if practicable.” The County advised us that quotations were, for the most part, solicited for items, the cost of which was \$6,600 or more, within the terms of N.J.S.A. 40A:11-6.1.

CHANGE ORDERS EXCEEDING 20 PERCENT OF ORIGINALLY AWARDED CONTRACT PRICE

Change orders exceeding the originally awarded contract price by more than 20% are allowed only in limited instances. The authorization process requires a resolution of the governing body and an affidavit of publication for notice in an officially designated newspaper of the entity. The County has certified in its 2023 budget the following change orders which exceeded 20% of the originally awarded contract during 2022:

1. NONE

**COUNTY OF HUDSON
COMMENTS AND RECOMMENDATIONS
DECEMBER 31, 2023**

None Noted.